

AD 764340

AMC PAMPHLET

AMCP 706-177

---

# **ENGINEERING DESIGN HANDBOOK**

## **EXPLOSIVES SERIES PROPERTIES OF EXPLOSIVES OF MILITARY INTEREST**

---

HEADQUARTERS, U.S. ARMY MATERIEL COMMAND

JANUARY 1971

HEADQUARTERS  
UNITED STATES ARMY MATERIEL COMMAND  
WASHINGTON, D. C. 20315

AMC PAMPHLET  
No. 706-177\*

29 January 1971

ENGINEERING DESIGN HANDBOOK  
PROPERTIES OF EXPLOSIVES OF MILITARY INTEREST

	<u>Page</u>
PREFACE.....	v
ABBREVIATIONS AND SYMBOLS.....	vii
INTRODUCTION.....	1
Amatol, 80/20.....	12
Amatol, 60/40.....	14
Amatol, 50/50.....	16
Ammonal.....	19
Ammonium Nitrate.....	21
Ammonium Perchlorate.....	26
Ammonium Picrate--See: Explosive D	
Baratol.....	29
Baronal.....	33
Black Powder.....	34
1,2,4-Butanetriol Trinitrate (BITN) Liquid.....	40
Composition A-3.....	43
Composition B.....	46
Composition B, Desensitized.....	51
Composition C.....	53
Composition C-2.....	55
Composition C-3.....	57
Composition C-4.....	59
Copper Chlorotetrazole.....	63
Cyanuric Triazide.....	66
Cyclonite (RDX).....	69
Cyclotol, 75/25.....	76
Cyclotol, 70/30.....	79
Cyclotol, 65/35.....	81
Cyclotol, 60/40.....	83
Cyclotrimethylene Trinitrosamine.....	86
DBX (Depth Bomb Explosive).....	91
1,3-Diamino-2,4,6-Trinitrobenzene (DATNB).....	95
Diazodinitrophenol.....	99
Diethylene Glycol Dinitrate (DEGN) Liquid.....	103
Bis(2,2-Dinitropropyl) Fumarate (DNPF).....	107
Bis(2,2-Dinitropropyl) Succinate (DNPS).....	110
2,2-Dinitropropyl-4,4,4-Trinitrobutyrate (DNPTB).....	113

\*This pamphlet supersedes AMC 706-177, 22 March 1967, including Change 1, 20 December 1967.

AMCP 706-177

TABLE OF CONTENTS (cont.)

	<u>Page</u>
2,4-Dinitrotoluene (DNT).....	110
Dipentaerythritol Hexanitrate (DPEHN).....	111
Dynamite, Low Velocity, Picatinny Arsenal (LVD).....	121
Dynamite, Medium Velocity, Hercules (MVD).....	125
EC Blank Fira.....	128
EDNA--See: Halexite	
Ednats 2, 55/45.....	130
Ethylene Glycol Di-Trinitrobutyrate (GDNB).....	133
Explosive D (Ammonium Picrate).....	136
Glycerol Monolactate Trinitrate (GLTN) Liquid.....	140
Glycol Dinitrate (GDN) Liquid.....	143
H-6.....	146
Halexite (Ethylene Dinitramine) (EDNA).....	150
HBX-1.....	156
HBX-.....	159
HEX-24.....	164
HEX-48.....	166
2,4,6,2',4',6'-Hexanitro-oxanilide (HNO).....	170
beta-JMX.....	173
HTA-3.....	178
Lead Azide.....	182
Lead 2,4-Dinitroresorcinate (LDNR).....	187
Lead 4,6-Dinitroresorcinol Basic (LDNR Basic).....	190
Lead Styphnate.....	193
Mannitol Hexanitrate (Nitrowannite).....	197
Mercury Fulminate.....	201
Metriol Trinitrate (MTN) Liquid (or Trimethylolethane Trinitrate).....	206
Minol-2.....	209
MOX-1.....	213
MOX-2B.....	215
MOX-3B.....	218
MOX-4B.....	220
MOX-6B.....	222
Nitrocellulose, 12.6% N (NC).....	226
Nitrocellulose, 13.45% N (NC).....	227
Nitrocellulose, 14.14% N (NC).....	228

AECP 706-177

## TABLE OF CONTENTS (cont'd)

	<u>Page</u>
Nitroglycerin (Liquid).....	233
Nitroguanidine.....	239
Nitroisobutylglycerol Trinitrate (NIBTN) Liquid).....	243
Nitromethane--See: PLX Liquid	
Nitrostarch Demolition Explosive (NSX).....	246
Octol, 70/30.....	249
Octol, 75/25.....	254
PB-RDX.....	259
Pentaerythritol Trinitrate (PETRIN).....	265
Pentaerythritol Trinitroacrylate (PETRIN Acrylate) (Trinitroxypentaerythritol Acrylate).....	269
Pentolite, 50/50; 10/90.....	272
PETN (Pentaerythritol Tetranitrate).....	276
Picramide (TNA) (2,4,6-Trinitroaniline).....	282
Picratol, 52/48.....	285
Picric Acid.....	288
PIPE.....	294
Plumbatol.....	296
PLX (Liquid).....	298
Potassium Dinitrobenzofuroxan (KDNBF).....	302
PTX-1.....	306
PTX-2.....	309
PVA-4.....	312
PVM (Polyvinyl Nitrate).....	315
RDX--See: Cyclonite; Compositions A-3; B; C-2; C-3; C-4	
RIPE.....	318
Silver Azide.....	320
Tetracene.....	324
Tetranitrocarbazole (TNC).....	327
2,4,2',4'-Tetranitro-oxanilide (TNO).....	331
Tetryl.....	335
Tetrytol, 80/20.....	341
Tetrytol, 75/25.....	343
Tetrytol, 70/30.....	345
Tetrytol, 65/35.....	347
TNT (Trinitrotoluene).....	350

AMCP 706-177

TABLE OF CONTENTS (con.'d)

	<u>Page</u>
Torpen.....	359
1,3,5-Trinitro-2,4,6-Trinitrobenzene (TANB).....	364
Triethylene Glycol Dinitrate (TEGDN) Liquid.....	367
Trinonite.....	370
2,2,2-Trinitroethyl-4,4-Trinitrobutyrate (TNETB).....	373
Trinitro Triisodibenzene.....	378
Tripancarythritol Octanitrate (TPRON).....	381
Tritonal, 80/20.....	386
Valtex No. 448.....	391

AMCP 706-177

## PREFACE

The Engineering Design Handbook Series of the Army Materiel Command is a coordinated series of handbooks containing basic information and fundamental data useful in the design and development of Army materiel and systems. The handbooks are authoritative reference books of practical information and quantitative facts helpful in the design and development of Army materiel so that it will meet the tactical and technical needs of the Armed Forces.

AMCP 706-177, *Properties of Explosives of Military Interest*, is one of a series on Explosives. One hundred and ten explosive compounds or mixtures are listed herein, alphabetically, with their properties, including composition variations. These explosives were selected because of their current or probable application to military use.

The tabulated data reflect the results of tests, and were first compiled for publication at Picatinny Arsenal, Dover, New Jersey, by W. R. Tomlinson, Jr. These data were later revised by Oliver E. Sheffield, also of Picatinny Arsenal, for the Engineering Handbook Office of Duke University, prime contractor to the Army Materiel Command.

The Handbooks are readily available to all elements of AMC, including personnel and contractors having a need and/or requirement. The Army Materiel Command policy is to release these Engineering Design Handbooks to other DOD activities and their contractors and to other Government agencies in accordance with current Army Regulation 70-31, dated 9 September 1966. Procedures for acquiring these handbooks follow:

a. Activities within AMC and other DOD agencies order direct on an official form from:

Commanding Officer  
Letterkenny Army Depot, ATTN: AMXLE-ATD  
Chambersburg, Pennsylvania 17201

b. Contractors who have Department of Defense contracts should submit their requests through their contracting officer proper justification to the address listed in par. a.

c. Government agencies other than DOD having need for the Handbooks may submit their requests directly to the address listed in par. a or to:

Commanding General  
U. S. Army Materiel Command  
ATTN: AMCAM-ABS  
Washington, D. C. 20315

d. Industries not having Government contracts (this includes colleges and Universities) must forward their requests to:

Commanding General  
U. S. Army Materiel Command  
ATTN: AMCRD-TV  
Washington, D. C. 20315

e. All foreign requests must be submitted through the Washington, D. C. Embassy to:

Assistant Chief of Staff for Intelligence  
Foreign Liaison Office  
Department of the Army  
Washington, D. C. 20310

All requests, other than those originating within DOD, must be accompanied by a *valid justification*.

Comments and suggestions on this handbook are welcomed and should be addressed to Army Research Office-Durham, Box CM, Duke Station, Durham, North Carolina 27706.

AMCP 70-177

## ABBREVIATIONS AND SYMBOLS

~	approximately. This symbol is used before numbers.
AC	Advisory Council on Scientific Research and Development, Great Britain.
ACS	American Chemical Society.
AISI	American Iron and Steel Institute.
Ann	Liebig's Annalen der Chemie.
Ann chim phys	Annales de chimie et de physique.
AP	armor-piercing.
APG	Aberdeen Proving Ground.
atm	atmosphere; atmospheric pressure.
Beil	Beilstein Organische Chemie, 4th Edition.
Ber	Berichte der Deutschen Chemischen Gesellschaft.
BIOS GP2-HEC	British Intelligence Overseas Service or Objective Subcommittee, Group 2, Halstead Exploiting Center.
BM	Bureau of Mines, United States Department of Interior.
Bull Soc chim	Bulletin de la société chimique de France.
CA	Chemical Abstracts.
calc	calculated.
Chem Met Eng	Chemical and Metallurgical Engineering.
Chim et Ind	Chimie et Industrie.
Comp rend	Comptes rendus hebdomadaires des séances de l'Académie des Sciences (Paris).
cp	centipoise.
CR	Comptes rendus hebdomadaires des séances de l'Académie des Sciences (Paris).
dec	decomposes.
ΔH	difference in heat (i.e., heat evolved) by decomposition.
DRP	Deutsches Reichspatent.
E	modulus of elasticity or "Young's modulus"; longitudinal stress/change in length; (force/area)/(elongation/length); expressed in lb/inch <sup>2</sup> .
E'	same as E, but expressed in dynes/cm <sup>2</sup> .
Gazz chim ital	Gazzetta Chimica Italiana.
GP	general purpose.
HE	high explosive.
HEAT	high explosive antitank.
Ind Eng Chem	Industrial & Engineering Chemistry.
J Am Chem Soc	Journal of the American Chemical Society
J Chem Ind	The Journal of the Society of Chemical Industry (London).
J Chem Soc	Journal of the Chemical Society (London).
J Frank Inst	Journal of the Franklin Institute.
J Ind Explosives Soc	Journal of the Industrial Explosives Society (Japan).
J prakt Chem	Journal für praktische Chemie.
LA	lead azide
Land-Bornst	Landolt-Bornstein Physikalisch-Chemische Tabellen, 5th Edition (Berlin).
M	molar.
M	Monatshefte für Chemie (Wein).
Mém poudr	Mémorial des poudres et salpêtres (Paris).
mg	milligram.

AMCP 706-177

## ABBREVIATIONS AND SYMBOLS (cont'd)

min	minimum.
ml	milliliter.
m/s	meters per second.
MW	molecular weight.
NAVORD	Bureau of Ordnance (U. S. Navy)
NC	nitrocellulose.
$n_D^{20}$	index of refraction, with D band of sodium as light source, at twenty degrees centigrade.
NDRC	National Defense Research Committee.
NFOC	National Fireworks Ordnance Corporation.
NG	nitroglycerin.
NOL	U. S. Naval Ordnance Laboratory, White Oak, Silver Spring, Maryland.
NOTS	U. S. Naval Ordnance Test Station, China Lake, Calif.
NRC	National Research Council.
OB	oxygen balance.
OCM	Ordnance Committee Minutes.
OSRD	Office of Scientific Research and Development
PA	Picatinny Arsenal.
PATR	Picatinny Arsenal Technical Report.
Phil Trans	Philosophical Transactions of the Royal Society of London.
Pogg Ann	Poggendorf's Annalen der Physik.
Proc Roy Soc	Proceedings of the Royal Society of London.
Rec trav chim	Recueil des travaux chimiques des Pays-Bas.
RH	relative humidity.
RI	Report of Investigation.
SAE	Society of Automotive Engineers.
SAP	semi-armor-piercing.
sol	solution.
Spec	Specifications.
std dev	standard deviation.
TM	Technical Manual, Department of the Army.
TM/TO	joint publication, as a TM and as a Department of the Air Force Technical Order.
Trans Farad Soc	Transactions of the Faraday Society
vac stab	vacuum stability.
Z angew Chem	Zeitschrift für angewandte Chemie.
Z anorg Chem	Zeitschrift für anorganische und allgemeine Chemie.
Z ges Schiess- Sprengstoffw	Zeitschrift für das gesamte Schiess und Sprengstoff- wesen (München).
Z/sec	atoms of oxygen per second.



AMCP 106 177

## PROPERTIES OF EXPLOSIVES OF MILITARY INTEREST

### INTRODUCTION

1. PREDOMINANTLY A REPORT OF STANDARD TESTS. No effort was made to cover all the existing literature, either open or classified security information, on any explosive. Rather, the main resource has been reports from facilities using standard or well-known test procedures.
  2. ORIGIN. Compilation of data resulting in this handbook was undertaken by Picatinny Arsenal personnel who desired to provide a manual tabulating the characteristics of explosives, based on tests, with regard to current, and possible future, interest. The first resulting Picatinny Arsenal publication was dated 20 June 1949. Revision 1, PA Technical Report No. 1740, dated April, 1958, with revisions, provides the data used herein.
  3. SCOPE. Tabulated data of tests on one hundred and ten explosive compounds or mixtures include sensitivity to friction, impact, heat; performance characteristics or effectiveness in weapons; physical and chemical properties; and method of preparation, synthesis or manufacture, with comments on historical origin, and supplementary references.
  4. REFERENCE NOTATIONS AND SOURCES. The references, as to sources of data or for more details in methods of testing, have been listed, when available, at the end of each section devoted to a given explosive compound, explosive mixture, or explosive ingredient. Where no reference is given, it can be assumed that these data represent typical values obtained by standard procedures. When available any reference should be consulted for more details in interpreting test data.
- Also there are listed Picatinny Arsenal Technical Reports which contain additional information on the particular explosive. These report numbers are given in ascending order, in columns corresponding to their terminal digits, and in accordance with the "Uniform Index" prepared for Picatinny Arsenal by Documentation Incorporated under Contract DAI-36-034-501-ORD-(P)-42 (1955).
5. EXPLANATION OF TERMS AND METHODS OF TESTING. Data are tabulated herein on three form-type pages, in the following sequence of headings. Many of these terms are self-explanatory.

a. First tabular page.

- (1) Name of the explosive in each instance.
  - (2) "Composition."
  - (3) "Impact Sensitivity; 2 Kg Wt."
- (a) Impact sensitivity test for solids. (a)\*

A sample (approximately 0.02 gram) of explosive is subjected to the action of a falling weight, usually 2 kilograms. A 20-milligram sample of explosive is always used in the Bureau of Mines (BM) apparatus when testing solid explosives. The weight of sample used in the Picatinny Arsenal (PA) apparatus is indicated in each case. The impact test value is the minimum

\*Reference publications (a through g), applying to this introduction, are listed at the end of the introduction.

AMCP 766-177

height at which at least one of 10 trials results in explosion. For the EM apparatus, the unit of height is the centimeter; for the PA apparatus, it is the inch. In the former, the explosive is held between two flat, parallel hardened (C 63 ± 2) steel surfaces; in the latter case, it is placed in the depression of a small steel die-cup, capped by a thin brass cover, in the center of which is placed a slotted-vented-cylindrical steel plug, slotted side down. In the EM apparatus, the impact impulse is transmitted to the sample by the upper flat surface, in the PA, by the vented plug. The main differences between the two tests are that the PA test (1) involves greater confinement, (2) distributes the translational impulse over a smaller area (due to the inclined sides of the die-cup cavity), and (3) involves a frictional component against the inclined sides).

The test value obtained with the PA apparatus depends, to a marked degree, on the sample density. This value indicates the hazard to be expected on subjecting the particular sample to an impact blow, but is of value in assessing a material's inherent sensitivity only if the apparent density (charge weight) is recorded along with the impact test value. The values tabulated herein were obtained on material screened between 50 and 100 mesh, U. S. Standard Screens where single component explosives are involved, and through 50 mesh for the mixtures.

(b) Impact sensitivity test for liquids. (b)

The PA Impact Test for liquids is run in the same way as for solids. The die-cup is filled and the top of the liquid meniscus adjusted to coincide with the plane of the top rim of the die-cup. To date, this visual observation has been found adequate to assure that the liquid does not wet the die-cup rim after the brass cap has been set in place. Thus far the reproducibility of data obtained in this way indicate that variations in sample size obtained are not significant.

In the case of the EM apparatus, the procedure that was described for solids is used with the following variations:

1. The weight of explosive tested is 0.007-gm.
2. A disc of desiccated filter paper (Whatman No. 1) 9.5-millimeter diameter, is laid on each drop, on the anvil, and then the plunger is lowered on the sample absorbed in the filter paper.

(4) "Friction Pendulum Test." (c)

A 7.0-gm sample of explosive, 50-100 mesh, is exposed to the action of a steel, or fiber, shoe swinging as a pendulum at the end of a long steel rod. The behavior of the sample is described qualitatively to indicate its reaction to this experience, i.e., the most energetic reaction is explosion, and in decreasing order of severity of reaction: snaps, cracks, and unaffected.

(5) "Rifle Bullet Impact Test." (d)

Approximately 0.5-pound of explosive is loaded in the same manner as it is loaded for actual use: that is, cast, pressed, or liquid in a 3-inch pipe nipple (2-inch inside diameter, 1/16-inch wall) closed on each end by a cap. The loaded item, in the standard test, contains a small air space which can, if desired, be filled by inserting a wax plug. The loaded item is subjected to the impact of a caliber .30 bullet fired perpendicularly to the long axis of the pipe nipple, from a distance of 90 feet.

AMCP 706-177

## (6) "Explosion Temperature." (a)

A 0.02-gm sample (0.01-gm in the case of initiators) of explosive, loose loaded in a No. 8 blasting cap, is immersed for a short period in a Wood's metal bath. The temperature determined is that which produces explosion, ignition or decomposition of the sample in 5 seconds, and the behavior of the sample is indicated by "Explodes" or "Ignites" or "Decomposes" placed beside the value. Where values were available for times other than 5 seconds, these have been included. For 0.1-second values, no cap was used, but the explosive was placed directly on Wood's metal bath, immediately after cleaning. The value 0.1 second is estimated, not determined, and represents an interval regarded as instantaneous to the observer's eye. Dashes indicate no action.

## (7) "75°C International Heat Test." (a)

A 10-gm sample is heated for 48 hours at 75°C. The sample after this exposure is observed for signs of decomposition or volatility.

## (8) "100°C Heat Test." (a)

A 0.6-gm sample is heated for two 48-hour periods at 100°C. It is also noted whether exposure at 100°C for 100 hours results in explosion.

## (9) "Flammability Index." (h)

The measure of the likelihood that a bare charge will catch fire when exposed to flames is the index of flammability. The test is made by bringing an oxyhydrogen flame to bear on the explosive. The maximum time of exposure which gives no ignition in 10 trials and the minimum exposure which gives ignition in each of 10 trials are determined. The index of flammability is 100 divided by the mean of the two times in seconds. The most flammable substances have high indices, e.g., 250.

## (10) "Hygroscopicity."

A 5- to 10-gm sample is exposed for hygroscopicity under the stated conditions, until equilibrium is attained, or in cases where either the rate is extremely low, or very large amounts of water are picked up, for the stated time. The sample, if solid, is prepared by sieving through a 50 and on a 100 mesh screen.

## (11) "Volatility."

A 3-gm sample is exposed for volatility under the stated conditions. The sample if solid is prepared by sieving through a 50 and on a 100 mesh sieve.

## (12) "Molecular Weight."

The molecular weight (MW) of a mixture can be calculated from the equation

$$\text{MW of mixture} = \frac{100}{\frac{a}{mw_1} + \frac{b}{mw_2} + \frac{c}{mw_3} + \frac{n}{mw_n}}$$

where a, b, c and n are the weight percents of the components, and mw<sub>1</sub>, mw<sub>2</sub>, mw<sub>3</sub> and mw<sub>n</sub> their corresponding molecular weights.

## AMCP 706-177

## (13) "Oxygen Balance."

The oxygen balance (OB) is calculated from the empirical formula of a compound in percentage of oxygen required for complete conversion of carbon to carbon dioxide (or carbon monoxide) and hydrogen to water. When metal is present the reactions are assumed to occur in the following order:



Procedure for calculating oxygen balance is to determine the number of grams of oxygen which are excess or deficient for 100 grams of a compound. This number multiplied by the atomic weight of oxygen gives

$$\text{the oxygen balance: } 1600 \left( 2X + \frac{Y}{2} - Z \right)$$

+ molecular weight of compound = oxygen balance to  $\text{CO}_2$  and  $\text{H}_2\text{O}$ , where X = atoms of carbon, Y = atoms of hydrogen, Z = atoms of oxygen. The oxygen balance of a mixture is equal to the sum of the percent composition times the oxygen balance for each component.

The carbon/hydrogen (C/H) ratio is calculated as follows:

$$\frac{\text{Number of C atoms } (\%C + \frac{\%H}{8})}{\text{Number of H atoms } (100)} = \text{C/H ratio}$$

- (14) "Density."
- (15) "Melting Point."
- (16) "Freezing Point."
- (17) "Boiling Point."
- (18) "Refractive Index."
- (19) "Vacuum Stability Test." (a)

A 5.0-gm sample (1.0 gm for initiators), after having been carefully dried, is heated for 40 hours, in vacuo at the desired temperature.

- (20) "200 Gram Bomb Sand Test."
- (a) Sand test for solids. (a)

A 0.4-gm sample of explosive, pressed at 3000 pounds per square inch into a No. 6 cap, is initiated by lead azide, or mercury fulminate (or, if necessary, by lead azide and tetryl), in a sand test bomb containing 200 gm of "on 30 mesh" Ottawa sand. The amount of azide, or of tetryl, that must be used, to insure that the sample crushes the maximum net weight of sand, is designated as its sensitivity to initiation and the net weight of sand crushed, finer than

AMCP 706-177

30 mesh, is termed the sand test value. The net weight of sand crushed is obtained by subtracting from the total the amount crushed by the initiator when shot alone.

(b) Sand test for liquids. (b)

The sand test for liquids is made in accordance with the procedure given for solids except that the following procedure for loading the test samples is substituted:

Cut the closed end from a No. 6 blasting cap and load one end of the resulting cylinder with 0.20 gm of lead azide and 0.25 gm of tetryl, using a pressure of 3000 psi for consolidating each charge. With a pin, prick the powder train in one end of a piece of miner's black powder fuse 8 or 9 inches long. Crimp to the pricked end a loaded cylinder, taking care that the end of the fuse is held firmly against the charge in the cap. Crimp near the mouth of the cap so as to avoid squeezing the charge. Transfer a weighed portion of 0.400 gm of the test explosive to an aluminum cap, taking precautions when the explosive is liquid to insert the sample in such a manner that as little as possible adheres to the side walls of the cap, and when a solid material is being tested use material fine enough to pass through a No. 100 U. S. Standard Sieve. The caps used shall be of the following dimensions: length 2.00 inches, internal diameter 0.248-inch, wall thickness 0.025-inch. Press solid explosives, after insertion into the aluminum cap, by means of hand pressure to an apparent density of approximately 1.2 gm per cubic centimeter. This was done by exerting hand pressure on a wooden plunger until the plunger had entered the cap to a depth of 3.93 centimeters. Following are the dimensions of the interior of the cap: height 5.00 cm, area of cross section 0.312 square centimeters. Insert the cylinder containing the fuse and explosive charge of tetryl and lead azide into the aluminum cap containing the test explosive for the determination of sand crushed.

(21) "Sensitivity to Initiation."

This is sensitivity to initiation as described under the preceding heading. The minimum detonating charge, in grams, required to detonate the explosive sample, is given.

(22) "Ballistic Mortar, % TNT." (c)

The amount of sample under test which is necessary to raise the heavy ballistic mortar to the same height to which it is raised by 10 gm of trinitrotoluene (TNT) is determined. The sample is then rated, on a proportionate basis, as having a certain TNT value, i.e., as being a certain percent as effective as TNT in this respect. The formula is

$$\text{TNT value} = \frac{10}{\text{sample weight}} \times 100.$$

The ballistic mortar consists of a long compound supporting rod, at the end of which is supported a heavy short-nosed mortar. The mortar contains a chamber about 6 inches in diameter and 1 foot long. A projectile occupies about 7 inches of the chamber and the sample to be tested occupies a small portion of the remainder of the chamber. When the sample is detonated, the projectile is driven into a sand bank, and the mortar swings through an angle which is marked on paper by a pencil attached to the mortar. The angle thus indicates the height to which the pendulum is raised by the explosion, and this latter represents the energy measured by this test procedure.

(23) "Trauzl Test, % TNT." (d)

A sample of the explosive to be tested (of the order of 10 gm) is exploded in a cavity, or borehole, 25-mm in diameter and 125-mm deep, in a lead block 200-mm in diameter and 200-mm in height. The borehole is made centrally in the upper face of each block, which is cast in a mold from desilverized lead of the best quality. Although these tests have been made under a variety

## AMCP 706-177

of conditions, where possible the data have been taken from or related to those of Reference 1 (Maum). Here a No. 8 blasting cap was used for initiation of the sample contained in glass. The weight of sample used was adjusted to give, with the initiator, a total expansion of 250 to 300 cc, since within this range expansion and sample weight were linearly related under the conditions of Maum's test. Thus expansions for equivalent weights were readily calculated, and the test value expressed in percent of the expansion of an equivalent weight of TNT.

## (24) "Plate Dent Test." (d)

Two methods were used for plate dent tests.

(a) Method A - The charge is contained in a copper tube, having an internal diameter of 3/4-inch and 1/16-inch wall. This loaded tube is placed vertically on a square piece of cold-rolled steel plate, 5/8-inch thick; 4-inch and 3-1/4-inch square plate gave the same results. The steel plate is in a horizontal position and rests in turn on a short length of heavy steel tubing 1-1/2 inches ID and 3 inches OD. The charge rests on the center of the plate and the centers of the charge, plate, and supporting tube are in the same line. A 20-gm charge of the explosive under test is boosted by a 5-gm pellet of tetryl, in turn initiated by a No. 8 detonator.

(b) Method B - A 1-5/8-inch diameter, 5-inch long uncased charge is fired on a 1-3/4-inch thick, 5-square inch cold-rolled steel plate, with one or more similar plates as backing. The charge is initiated with a No. 8 detonator and two 1-5/8-inch diameter, 30-gm tetryl boosters.

$$\text{Plate dent test value, or relative brisance} = \frac{\text{Sample Dent Depth}}{\text{Dent Depth for TNT at 1.61 gm/cc}} \times 100.$$

## (25) "Detonation Rate." (g)

The detonation rates reported in the tables contained herein were determined principally by using the rotating drum camera, under the conditions stated, e.g., usually charges 1 inch in diameter, 20 inches long, wrapped in cellulose acetate sheet, and initiated by a system designed to produce high order stable detonation at the maximum rate under the particular conditions. A typical initiating system for this consisted of four tetryl pellets 0.995 inch in diameter, 0.75 inch long, pressed to 1.50 gm/cc, with a Corps of Engineers special blasting cap placed in a central hole in the end pellet.

b. Second tabular page.

## (1) "Booster Sensitivity Test." (p)

The booster sensitivity test procedure is a scaled up modification of the Bruçeton method (unconfined charge). The source of the shock consists of two tetryl pellets, each 1.57 inches diameter by 1.60 inches high, of approximately 100 gm total weight. The initial shock is degraded through wax spacers of cast Acrawax B, 1-5/8 inches diameter. The test charges are 1-5/8 inches diameter by 5 inches long. The value given is the thickness of wax in inches at the 50% detonation point. The weight of tetryl pellet noted is the minimum which will produce detonation with the spacer indicated.

## (2) "Heat of" (calorimetric tests). (i)

Heats of combustion and explosion are generally determined on samples weighing of the order of 1 to 2 gm, in standard calorimeter bombs such as the Parr or Emerson, approximately 400 cc (for low loading density), or the Boas, approximately 45 cc (for high loading density). For

AMCP 706-177

heats of combustion the sample is burned under about 40 atmospheres of oxygen; for heats of explosion, nitrogen, or one atmosphere of air is used.

- (3) "Specific Heat."
- (4) "Burning Rate."
- (5) "Thermal Conductivity."
- (6) "Coefficient of Expansion."
- (7) "Hardness, Mohs' Scale."
- (8) "Young's Modulus."
- (9) "Compressive Strength."
- (10) "Vapor Pressure."
- (11) "Decomposition Equation."
- (12) "Armor Plate Impact Test." (j)

(a) 60-mm Mortar Projectile.

A modified 60-mm, M49A2, mortar projectile is loaded with the explosive to be tested, drilled to the proper depth (about 1/2 inch), and a flat-based steel plug screwed into the projectile to give a smooth close-fit between the plug base and the charge. The part of the plug outside the projectile is rounded off in the form of a spherical section. The loaded projectile with fins attached is fired from a five foot length of 2-3/8 inches ID x 3-3/8 inches OD Shelby steel tubing. The igniter and propelling charge, consisting of an igniter for a 2.36-inch rocket (basoc-ka), 5 gm of 4F black powder, and a quantity of shotgun propellant sufficient to give the desired velocity (read from a calibration chart) are conveniently loaded into the "gun" through a simple breech plug. The velocities are measured electronically, and the reaction, inert or affected, is determined by observation (e.g., whether or not flash occurs on impact). Within the range of flight stability of the projectile, 200-1100 ft/sec, the 50% point is located.

(b) 500-lb General Purpose Bombs.

- (13) "Bomb Drop Test."

Bomb drops are made using bombs assembled in the conventional manner, as for service usage, but containing either inert or simulated fuzes. The target is usually reinforced concrete.

c. Third tabular page.

- (1) "Fragmentation Test." (1)

The weight of each empty projectile and weight of water displaced by the explosive charge is determined, and from this the specific gravity of the charge is calculated. All 3-inch and 90-mm projectiles are initiated by M20 Booster pellets, and those used with 3-inch HE, M42A1, Lot KC-5 and 90-mm HE, M71, Lot WC-91 projectiles are controlled in weight and height as follows: 22.50 ± 0.10 gm, and 0.480 to 0.485 inch.

## AMCP 706-177

The projectile assembled with fuse, actuated by a Blasting Cap, Special, Type II (Spec 19-20) placed directly on a lead of comparable diameter and booster, are placed in boxes constructed of half-inch pine. The 90-mm projectiles are fragmented in boxes 21 x 10-1/2 x 10-1/2 inches and the 3-inch projectiles in boxes 15 x 9 x 9 inches outside dimensions. The box with projectile is placed on about 4 feet of sand in a steel fragmentation tub, the detonator wires are connected, and the box covered with approximately 4 feet more of sand. The projectile is fired and the sand run onto a gyrating 4-mesh screen on which the fragments are recovered.

## (2) "Fragment Velocity."

Charges 10-1/8 inches long and 2 inches in diameter, containing a booster cavity, filled by a 72-gm tetryl pellet (1-3/8 inches diameter, 2 inches long, average density 1.594) are fired in a model projectile of Shelby seamless tubing, 2 inches ID, 3 inches OD, SAE 1020 steel, with a welded-on cold rolled steel base. The projectile is so fired in a chamber, connected to a corridor containing velocity stations, that a desired wedge of projectile casing fragments can be observed. The fragment velocities are determined by shadow photographs, using flash bulbs, and rotating drum cameras, each behind three slits. The drum cameras have a writing speed of 30 meters per second.

## (3) "Blast (Relative to TNT)."

The blast pressures and impulses given were determined almost exclusively with tourmaline gages, and the usual necessary specialized electrical circuits, shielded co-axial cables, oscillographs, etc. In general, the data represent results of tests with large cased charges.

## (4) "Shaped Charge Effectiveness, TNT = 100." (k, m)

Unconfined charges 2 inches in diameter and 6 inches long, boosted by a 10-gm pressed tetryl pellet, set in a 20-mm pellet (truncated cone) of cast 60/40 cyclotol, are shot against 3-inch homogeneous armor plate at a 1-3/16 inches standoff. The cones used are commercial Pyrex glass funnels, sealed off at the start of the stem, 2 inches in diameter, 0.110 to 0.125 inch wall thickness.

Unconfined charges 1.63 inches in diameter and 6 inches long are tested at a standoff of 1.63 inches against stacks of 4 x 4 x 1 inch mild steel plates. M9A1 steel cones are used. Results are averages of 4 trials.

## (5) "Color."

## (6) "Principal Uses."

## (7) "Method of Loading."

## (8) "Loading Density."

## (9) "Storage."

Ammunition and bulk explosives in storage represent varying degrees of hazard and compatibility. This has led to their being divided into a number of hazard classes and compatibility groups as indicated in subparagraphs (b) and (c) below.

## (a) Method: Wet or dry.

## (b) Hazard Class (Quantity-Distance).



AMCP 706-177

Ammunition and bulk explosives are divided into quantity-distance classes, Class 1 through 12, according to the damage expected if they explode or ignite (Reference: Army Materiel Command Regulation, AMCR 385-100, AMC Safety Manual, chapter 17). All standard explosives in bulk are included in four of these classes: Class 2, 2A, 9, and 12 (TM 9-1910/TO 11A-1-34).

(c) Compatibility Group.

Explosives and ammunition are grouped for compatibility with respect to the following factors:

1. Effects of explosion of the item.
2. Rate of deterioration.
3. Sensitivity to initiation.
4. Type of packing.
5. Effects of fire involving the item.
6. Quantity of explosive per unit.

(d) Endation.

d. Miscellaneous entries.

Where available and appropriate, the following or related data are given, in space at the bottom of the third form, or on plain pages.

- (1) Solubility.
- (2) Methods of manufacture.
- (3) Historical information.
- (4) Bulk compressibility modulus. (q)

The direct experimental measurement of the dynamic bulk modulus of a solid is difficult, and few such measurements have been made. One apparatus has been developed at the Naval Ordnance Laboratory and is described in detail in Reference q. Bulk modulus (its reciprocal is the compressibility) is defined as the ratio of stress to strain when the stress is a pressure applied equally on all surfaces of the sample and the strain is the resulting change in volume per unit volume.

(5) Hydrolysis tests. (o)

The 240-hour hydrolysis test is conducted as follows: A 5-gm sample of the dry nitrocellulose is weighed accurately in a tare-weighted 250-cc Pyrex flask having a ground glass connection for a Pyrex condenser. Then 100 cc of distilled water is added to the nitrocellulose in the flask and the flask fitted to the condenser. The flask is placed in a steam bath in which the water is kept boiling constantly by means of electric hotplates. At the end of 240 hours the amount of solid developed by the hydrolysis of the nitrocellulose is measured by an electrometric pH method.

(6) Sensitivity to initiation by electrostatic discharge. (n)

## AKCP 706-177

The samples are tested under two amounts of confinement, designated as unconfined and confined. In the unconfined test, a sample of approximately 0.05 gm is dumped into a shallow depression in a steel block and flattened out with a spatula. In the confined tests (partly confined), the sample of approximately 0.05 gm is introduced into soft-glass tube (~7 mm ID x 18 mm long) which fits over a metal peg. The volume of the space around the charge at zero gap is ~ 0.15 cc; at a gap of 0.6 mm, it is ~ 0.4 cc. In addition to providing moderate confinement, this system also minimizes dispersion of the sample by the test spark, and reduces the effect of material being repelled from the needle point by electrostatic field effect.

When a test is to be made, the needle point electrode is screwed up until the gap between electrodes is greater than the critical gap discharge at the test voltage. The sample is then placed in position, the high-voltage terminal of the charged condenser is switched to the point electrode by means of a mercury switch, and the electrode is screwed down until discharge occurs.

The spark energy (in joules), for zero probability of ignition, is determined.

## (7) Destruction by chemical decomposition.

Burning is the preferred method of destroying explosives. Initiating type explosives (in quantity) are usually destroyed by detonation with demolition blocks. Destruction of explosives by chemical decomposition can be effectively used where small laboratory quantities are involved. Procedures given are standard for only lead azide, mercury fulminate and nitroglycerin.

## (8) Other information.

## (9) References.

6. REFERENCES CITED IN INTRODUCTION.<sup>1</sup>

- a. W. H. Rinkenbach and A. J. Clear, Standard Laboratory Procedures for Sensitivity, Brisance, and Stability of Explosives, PATR No. 1401, 18 March 1944, Revised 28 February 1950.
- b. W. S. Tomlinson, Jr. and A. J. Clear, Development of Standard Tests -- Application of the Impact and Sand Tests to the Study of Nitroglycerin and Other Liquid Explosives, PATR No. 1738, 13 June 1949.
- c. J. H. McIvor, Friction Pendulum, PA Testing Manual 7-1, 8 May 1950.
- d. Departments of the Army and the Air Force Joint Technical Manual and Technical Order, TM 9-1910/TC 11A-1-34, Military Explosives, April 1955.
- e. J. H. McIvor, Ballistic Mortar Test, PA Testing Manual 7-2, 8 May 1950.
- f. Ph. Macum, Zusammenfassung Schiess-Sprengstoff, pp. 181, 229, 267 (27 June 1932).
- g. G. J. Mueller, Equipment for the Study of the Detonation Process, PATR No. 1465, 4 July 1945.
- h. NDRC Interim Report, Preparation and Testing of Explosives, Nos. PT-19 and PT-20, February-April 1944.
- i. Linnie E. Newman, PA Chemical Laboratory Report Nos. 127815 and 134476, 11 January 1951.
- j. Report AC-2983/Org Expl 179.

<sup>1</sup>For information regarding source of references, inquiries should be made to the Commander, U.S. Army Research Office--Durham, ATTN: CRDARD-EH, Box CM, Duke Station, Durham, North Carolina 27706.

AMCP 706-177

k. Eastern Laboratory, du Pont, Investigation of Cavity Effect, Section III, Variation of Cavity Effect with Composition, NERC Contract W-672-ORD-5723.

l. J. H. Melvor, Fragmentation Test Procedures, PA Testing Manual 5-1, 24 August 1950.

m. Eastern Laboratory, du Pont, Investigation of Cavity Effect, Final Report, 18 September 1943, NERC Contract W-672-ORD-5723.

n. F. W. Brown, D. H. Kusler, and F. C. Gibson, Sensitivity of Explosives to Initiation by Electrostatic Discharges, U. S. Department of Interior, Bureau of Mines, R. I. 3352, 1946.

o. D. D. Sager, Study of Acid Adsorption and Hydrolysis of Cellulose Nitrate and Cellulose Sulphate, PATR No. 174, 12 January 1932.

p. L. C. Smith and E. H. Eyster, Physical Testing of Explosives, Part III, Miscellaneous Sensitivity Tests, Performance Tests, CSRD Report No. 5746, 27 December 1945.

q. C. S. Sanfeler, An Acoustic Technique for Measuring the Effective Dynamic Bulk Modulus of Elasticity and Associated Loss Factor of Rubber and Plastics, NAVORD Report No. 1524, 1 September 1950.

r. W. S. Cramer, Bulk Compressibility Data on Several Explosives, NAVORD Report No. 4380, 15 September 1956.

AMCP 706-177

Anatol, 80/80

<b>Composition:</b> %  Ammonium Nitrate           80 TNT                               80  C/H Ratio	<b>Molecular Weight:</b> 92	
	<b>Oxygen Balance:</b> CO <sub>2</sub> %                   +1 CO %                       +11	
	<b>Density: gm/cc</b>	Cast   1.46
	<b>Melting Point: °C</b>	
<b>Freezing Point: °C</b>		<b>Boiling Point: °C</b>
<b>Impact Sensitivity, 2 Kg Wt:</b> Bureau of Mines Apparatus, cm   90 Sample Wt 20 mg Picotiny Arsenal Apparatus, in.   15 Sample Wt, mg                       17	<b>Refractive Index, n<sub>D</sub><sup>20</sup></b> n <sub>D</sub> <sup>20</sup> n <sub>D</sub> <sup>20</sup>	
	<b>Vacuum Stability Test:</b> cc/40 Hrs, at 90°C	
	100°C                   0.45 120°C                   0.95 135°C 150°C                   6.8	
<b>Friction Pendulum Test:</b> Steel Shoe           Unaffected Fiber Shoe           Unaffected	<b>200 Gram Bomb Sand Test:</b> Sand, gm                   35.5	
<b>Rifle Bullet Impact Test: 5 Trials</b>  Explosions            % 0 Partials               0 Burned                 0 Unaffected            100	<b>Sensitivity to Initiation:</b> Minimum Detonating Charge, gm Mercury Fulminate	
	Lead Azide                   0.20 Tetryl                         0.07	
<b>Explosion Temperature: °C</b> Seconds, 0.1 (no cap used) 1 5    Decomposes 280 10 15 20	<b>Ballistic Mortar, % TNT: (a)</b> 130	
	<b>Tread Test, % TNT: (b)</b> 123	
<b>75°C International Heat Test:</b> % Loss in 48 Hrs           0.06	<b>Plate Dent Test:</b> Method Condition Confined Density, gm/cc Brisance, % TNT	
<b>100°C Heat Test:</b> % Loss, 1st 48 Hrs       0.03 % Loss, 2nd 48 Hrs       0.05 Explosion in 100 Hrs     None	<b>Detonation Rate:</b> Confinement               None       None Condition                   Cast       Cast Charge Diameter, in.     1.0       1.0 Density, gm/cc            1.46      1.50 Rate, meters/second      4500     5100	
	<b>Flammability Index:</b>	
<b>Hygroscopicity: %</b> 30°C, 50% RH, 2 days   61		
<b>Volatility:</b> H11		

Amatol, 80/20

AMCP 706-177

<b>Fragmentation Test:</b>  <b>90 mm HE, M71 Projectile, Lot WC-91:</b> Density, gm/cc Charge Wt, lb  <b>Total No. of Fragments:</b> For TNT For Subject HE  <b>3 inch HE, M2A1 Projectile, Lot KC-3:</b> Density, gm/cc Charge Wt, lb  <b>Total No. of Fragments:</b> For TNT For Subject HE	<b>Shaped Charge Effectiveness, TNT = 100:</b>  <table border="0"> <tr> <td></td> <td style="text-align: center;">Glass Cones</td> <td style="text-align: center;">Steel Cones</td> </tr> <tr> <td>Hole Volume</td> <td></td> <td></td> </tr> <tr> <td>Hole Depth</td> <td></td> <td></td> </tr> </table>		Glass Cones	Steel Cones	Hole Volume			Hole Depth		
		Glass Cones	Steel Cones							
	Hole Volume									
	Hole Depth									
<b>Color:</b> Buff-yellow										
<b>Principal Uses:</b> Bombs, HE projectiles										
<b>Fragment Velocity: ft/sec</b> (r) At 9 ft 1900 At 25½ ft 1750  Density, gm/cc	<b>Method of Loading:</b> Cast									
	<b>Loading Density: gm/cc</b> 1.46									
<b>Blast (Relative to TNT):</b>  <b>Air:</b> Peak Pressure Impulse Energy  <b>Air, Confined:</b> Impulse  <b>Under Water:</b> Peak Pressure Impulse Energy  <b>Underground:</b> Peak Pressure Impulse Energy	<b>Storage:</b>  Method Dry  Hazard Class (Quantity-Distance) Class 9  Compatibility Group Group I  Exudation Does not exude at 65°C									
	<b>Booster Sensitivity Test:</b> (a)									
	<table border="0"> <tr> <td>Condition</td> <td style="text-align: center;">Pressed</td> </tr> <tr> <td>Tetryl, gm</td> <td style="text-align: center;">100</td> </tr> <tr> <td>Wax, in. for 50% Detonation</td> <td style="text-align: center;">0.83</td> </tr> <tr> <td>Density, gm/cc</td> <td style="text-align: center;">1.65</td> </tr> </table>	Condition	Pressed	Tetryl, gm	100	Wax, in. for 50% Detonation	0.83	Density, gm/cc	1.65	
	Condition	Pressed								
	Tetryl, gm	100								
	Wax, in. for 50% Detonation	0.83								
	Density, gm/cc	1.65								
<b>Heat of:</b> (d, e)										
<table border="0"> <tr> <td>Combustion, cal/gm</td> <td style="text-align: center;">1002*</td> </tr> <tr> <td>Explosion, cal/gm</td> <td style="text-align: center;">490*</td> </tr> <tr> <td>Gas Volume, cc/gm</td> <td style="text-align: center;">930*</td> </tr> </table>	Combustion, cal/gm	1002*	Explosion, cal/gm	490*	Gas Volume, cc/gm	930*				
Combustion, cal/gm	1002*									
Explosion, cal/gm	490*									
Gas Volume, cc/gm	930*									
*Calculated from composition of mixture.										

AMCP 706-177

Amatol, 60/40

<b>Composition:</b> %  Ammonium Nitrate      60 TNT                              40  C/H Ratio	<b>Molecular Weight:</b> 100
	<b>Oxygen Balance:</b> CO <sub>2</sub> %                              -18 CO %                                      + 2
	<b>Density: gm/cc</b> Cast      1.60
	<b>Melting Point: °C</b>
<b>Impact Sensitivity, 2 Kg Wt:</b> Bureau of Mines Apparatus, cm      95 Sample Wt 20 mg Picatinny Arsenal Apparatus, in.      16 Sample Wt, mg                              17	<b>Freezing Point: °C</b>
	<b>Boiling Point: °C</b>
	<b>Refractive Index, n<sub>D</sub><sup>20</sup></b> n <sub>D</sub> <sup>20</sup> n <sub>D</sub> <sup>20</sup>
<b>Friction Pendulum Test:</b> Steel Shoe Fiber Shoe	<b>Vacuum Stability Test:</b> cc/40 Hrs, at 90°C 100°C 120°C 135°C 150°C
<b>Rifle Bullet Impact Test:</b> Trials %  Explosions Partial Burned Unaffected	
<b>200 Gram Bomb Sand Test:</b> Sand, gm                                      41.5	
<b>Explosion Temperature: °C</b> Seconds, 0.1 (no cap used) 1 5      Decomposes 270 10 15 20	<b>Sensitivity to Initiation:</b> Minimum Detonating Charge, gm Mercury Fulminate Lead Azide                              0.20 Tetryl                                      0.06
	<b>Ballistic Mortar, % TNT: (a)</b> 128
<b>75°C International Heat Test:</b> % Loss in 48 Hrs	<b>Treuzl Test, % TNT:</b>
<b>100°C Heat Test:</b> % Loss, 1st 48 Hrs % Loss, 2nd 48 Hrs Explosion in 100 Hrs	<b>Plate Dent Test:</b> Method Condition Confined Density, gm/cc Brisance, % TNT
	<b>Flammability Index:</b>
<b>Hygroscopicity: %</b>	
<b>Velocity:</b> N11	

Amatol, 60/40

AMCP 706-177

<p><b>Fragmentation Test:</b></p> <p><b>90 mm HE, M71 Projectile, Lot WC-91:</b>                  Density, gm/cc            1.49                  Charge Wt, lb                1.971</p> <p><b>Total No. of Fragments:</b>                  For TNT                        703                  For Subject HE                583</p> <p><b>3 inch HE, M42A1 Projectile, Lot KC-5:</b>                  Density, gm/cc                1.57                  Charge Wt, lb                0.827</p> <p><b>Total No. of Fragments:</b>                  For TNT                        514                  For Subject HE                408</p>	<p><b>Shaped Charge Effectiveness, TNT = 100:</b></p> <table style="width: 100%; border-collapse: collapse;"> <thead> <tr> <th style="width: 60%;"></th> <th style="width: 20%; text-align: center;">Glass Cones</th> <th style="width: 20%; text-align: center;">Steel Cones</th> </tr> </thead> <tbody> <tr> <td>Hole Volume</td> <td></td> <td></td> </tr> <tr> <td>Hole Depth</td> <td></td> <td></td> </tr> </tbody> </table> <p><b>Color:</b>                        Buff-yellow</p> <p><b>Principal Uses:</b>            Bombs, HE projectiles</p> <p><b>Method of Loading:</b>        Cast</p> <p><b>Loading Density: gm/cc</b>    160</p>		Glass Cones	Steel Cones	Hole Volume			Hole Depth		
	Glass Cones	Steel Cones								
Hole Volume										
Hole Depth										
<p><b>Fragment Velocity: ft/sec</b>                  At 9 ft                  At 25½ ft                  Density, gm/cc</p>	<p><b>Storage:</b></p> <p><b>Method</b>                        Dry</p> <p><b>Hazard Class (Quantity-Distance)</b>    Class 9</p> <p><b>Compatibility Group</b>                    Group I</p> <p><b>Excitation</b>                    Does not exude at 65°C</p>									
<p><b>Blast (Relative to TNT):</b></p> <p><b>Air:</b>                  Peak Pressure                95                  Impulse                        85                  Energy                         84</p> <p><b>Air, Confined:</b>                  Impulse</p> <p><b>Under Water:</b>                  Peak Pressure                  Impulse                  Energy</p> <p><b>Underground:</b>                  Peak Pressure                  Impulse                  Energy</p>	<p><b>Heat of:</b>                        (d, e)</p> <table style="width: 100%; border-collapse: collapse;"> <tbody> <tr> <td style="width: 60%;">Combustion, cal/gm</td> <td style="width: 40%; text-align: right;">1658*</td> </tr> <tr> <td>Explosion, cal/gm</td> <td style="text-align: right;">633*</td> </tr> <tr> <td>Gas Volume, cc/gm</td> <td style="text-align: right;">380*</td> </tr> </tbody> </table> <p>*Calculated from composition of mixture.</p>	Combustion, cal/gm	1658*	Explosion, cal/gm	633*	Gas Volume, cc/gm	380*			
Combustion, cal/gm	1658*									
Explosion, cal/gm	633*									
Gas Volume, cc/gm	380*									

ARCP 706 177

Amto1, 50/50

<b>Composition:</b>		<b>Molecular Weight:</b> 118	
%		<b>Oxygen Balance:</b>	
Ammonium Nitrate	50	CO <sub>2</sub> %	-27
TNT	50	CO %	-3
<b>C/H Ratio</b>		<b>Density: gm/cc</b>	Cast 1.54
		<b>Melting Point: °C</b>	
		<b>Freezing Point: °C</b>	
<b>Impact Sensitivity, 2 Kg Wt:</b>		<b>Boiling Point: °C</b>	
Bureau of Mines Apparatus, c.c.	95		
Sample Wt 20 mg		<b>Refractive Index, n<sub>D</sub><sup>20</sup></b>	
Picatinny Arsenal Apparatus, in.	16	n <sub>D</sub> <sup>20</sup>	
Sample Wt, mg	17	n <sub>D</sub> <sup>20</sup>	
<b>Rotation Pendulum Test:</b>		<b>Vacuum Stability Test:</b>	
Steel Shoe	Unaffected	cc/40 Hrs, at	
Fiber Shoe	Unaffected	90°C	
		100°C	
		120°C	
		135°C	
		150°C	
<b>Rifle Bullet Impact Test:</b>		<b>200 Gram Bomb Sand Test:</b>	
Trials		Sand, gm	
%		42.5	
Explosions	0		
Partials	0		
Burned	0		
Unaffected	100		
<b>Explosion Temperature: °C</b>		<b>Sensitivity to Initiation:</b>	
Seconds, 0.1 (no ccp used)		Minimum Detonating Charge, gm	
1		Mercury Fulminate	
5 Decomposes 265		Lead Azide	
10		0.20	
15		Tetryl	
20		0.05	
		<b>Ballistic Mortar, % TNT: (a)</b> 124	
<b>75°C International Heat Test:</b>		<b>Trawl Test, % TNT:</b>	
% Loss in 48 Hrs			
		<b>Plate Heat Test:</b>	
<b>100°C Heat Test:</b>		Method	
% Loss, 1st 48 Hrs		B	
% Loss, 2nd 48 Hrs		Condition	
Explosion in 100 Hrs		Cast	
		Confined	
		No	
		Density, gm/cc	
		1.55	
		Brisance, % TNT	
		52	
<b>Flammability Index:</b>		<b>Detonation Rate:</b>	
		Confinement	
		None	
		None	
		Condition	
		Cast	
		Cast	
<b>Hygroscopicity: %</b>		Charge Diameter, in.	
Nil		1.0	
		1.0	
		Density, gm/cc	
		1.55	
		1.55	
<b>Velocity:</b>		Rate, meters/second	
		6430	
		6230	



AmtoI, 50/50

AMCP 706-177

<b>Fragmentation Test:</b>  <b>90 mm HE, M71 Projectile, Lot WC-91:</b> Density, gm/cc 1.55 Charge Wt, lb 2.053  <b>Total No. of Fragments:</b> For TNT 703 For Subject HE 630  <b>3 inch HE, M42A1 Projectile, Lot KC-5:</b> Density, gm/cc 1.54 Charge Wt, lb 0.819  <b>Total No. of Fragments:</b> For TNT 514 For Subject HE 385		<b>Shaped Charge Effectiveness, TNT = 100:</b>  <table border="1"> <thead> <tr> <th></th> <th>Gloss Cones</th> <th>Steel Cones</th> <th>(g)</th> </tr> </thead> <tbody> <tr> <td>Hole Volume</td> <td>53</td> <td></td> <td></td> </tr> <tr> <td>Hole Depth</td> <td>69</td> <td></td> <td></td> </tr> </tbody> </table>			Gloss Cones	Steel Cones	(g)	Hole Volume	53			Hole Depth	69		
	Gloss Cones	Steel Cones	(g)												
Hole Volume	53														
Hole Depth	69														
		<b>Color:</b> Buff-yellow													
		<b>Principal Uses:</b> Bombs, HE projectiles													
		<b>Method of Loading:</b> Cast													
		<b>Loading Density:</b> gm/cc 1.59													
<b>Fragment Velocity: ft/sec</b> At 9 ft At 25 1/2 ft <b>Density, gm/cc</b>		<b>Storage:</b>  <b>Method</b> Dry													
<b>Blast (Relative to TNT):</b>  <b>Air:</b> Peak Pressure 97 Impulse 87 Energy  <b>Air, Confined:</b> Impulse  <b>Under Water:</b> Peak Pressure Impulse Energy 93  <b>Underground:</b> Peak Pressure 104 Impulse 104 Energy 104		<b>Hazard Class (Quantity-Distance)</b> Class 9  <b>Compatibility Group</b> Group I  <b>Exudation</b> Does not exude at 65°C													
		<b>Booster Sensitivity Test:</b> (a) Condition Cast Tetryl, gr 100 Max, in. for 50% Detonation 0.60 Density, gm/cc 1.55  <b>Heat of:</b> (d, e) Combustion, cal/gm 1990 Explosion, cal/gr 703* Gas Volume, cc/gm 855*  *Calculated from composition of mixture.													
		<b>Specific Heat: cal/gm/°C</b> (i) Temp, 20° to 80°C 0.383													
		<b>Bomb Drop Test:</b> T7, 2000-lb Semi-Armor-Piercing Bomb vs Concrete:  <b>Max Safe Drop, ft</b> 4000-5000													

AKCP 706-177

Amatols 80/20, 60/40, 50/50

Compatibility with Metals:

Dry - Metals unaffected are zinc, iron, tin, brass, brass tin plated, brass MRC coated, brass shellac coated, nickel aluminum, steel, steel plated with nickel, zinc or tin, stainless steel, Parkerized steel, and steel coated with acid-proof black paint. Metals slightly affected are copper, bronze, lead and copper plated steel.

Preparation:

In preparing amatols the proper granulation of ammonium nitrate is required if the maximum density of the best amatol is desired. The ammonium nitrate should be dried so as to contain not more than 0.25% moisture. It should be heated to about 90°C before being added to the appropriate weight of molten TNT contained in a melting vessel equipped with an agitator. Continue mixing to insure uniformity and load by pouring into shell or bombs.

Origin:

Developed by the British during world War I in order to conserve TNT.

References:<sup>2</sup>

- (a) L. C. Smith and E. H. Eyster, Physical Testing of Explosives, Part III, Miscellaneous Sensitivity Tests, Performance Tests, OSRD Report 5746, 27 December 1945.
- (b) Report AC-17/Phys Ex 1.
- (c) D. P. McLougall, Methods of Physical Testing, OSRD Report No. 803, 11 August 1942.
- L. C. Smith and E. G. Eyster, Physical Testing of Explosives, Part III - Miscellaneous Sensitivity Tests; Performance Tests, OSRD Report No. 5746, 27 December 1945.
- (d) Committee of Div 2 and 8, NIDC, Report on HBX and Tritonal, OSRD Report No. 5406, 31 July 1945.
- (e) Philip C. Keenan and Dorothy Pipes, Table of Military High Explosives, Second Revision, NAVORD Report No. 87-46, 26 July 1946.
- (f) R. W. Drake, Fragment Velocity and Panel Penetration of Several Explosives in Simulated Shells, OSRD Report No. 5622, 2 January 1946.
- (g) Eastern Laboratory, du Pont, Investigation of Cavity Effect, Final Report, 18 September 1943, NIDC Contract W-672-ORD-5723.

(h) Also see the following Picatinny Arsenal Technical Reports on Amatols:

0	1	2	3	4	5	6	7	8	9
240	681	132	743	364	65	266	1207	548	549
350	731	182	1173	694	425	556	1457	638	799
630	901	1302	1373	734	695	666	1757	838	929
950	1051	1352	1323	874	715	986	1827	1098	1129
1300	1311	1372	1493	1344	735	1376	2167	1148	1219
1530	1451	1552	1783		1145	1446		1388	1369
	1651				1225	1636		1568	1559
					1345	1796		1838	
					1455				
					1825				

(i) TM 9-1910/TG 11A-1-34, Military Explosives, April 1955.

<sup>2</sup>See footnote 1, page 10.

Ammonal

AMCP 706-177

<b>Composition:</b>		<b>Molecular Weight:</b>	
<b>%</b>		102	
Ammonium Nitrate	22	<b>Oxygen Balance:</b>	
EST	67	CO, %	+55
Aluminum	11	CO %	-22
<b>C/H Ratio</b>		<b>Density: gm/cc</b>	<b>Cost:</b> 1.55
		<b>Melting Point: °C</b>	
		<b>Freezing Point: °C</b>	
<b>Impact Sensitivity, 2 Kg Wt:</b>		<b>Boiling Point: °C</b>	
Bureau of Mines Apparatus, cm	91		
Sample Wt 20 mg		<b>Refractive Index, n<sub>D</sub><sup>20</sup></b>	
Picatinny Arsenal Apparatus, in.	11	n <sub>D</sub> <sup>20</sup>	
Sample Wt, mg	19	n <sub>D</sub> <sup>20</sup>	
<b>Friction Pendulum Test:</b>		<b>Vacuum Stability Test:</b>	
Steel Shoe		cc/40 Hrs, at	
Fiber Shoe		90°C	
		100°C	
<b>Rifle Bullet Impact Test: Trials</b>		120°C	
<b>%</b>		135°C	
Explosions		150°C	
Partials		<b>300 Gram Bomb Sand Test:</b>	
Burned		Sand, gm	
Unaffected		47.8	
<b>Explosion Temperature: °C</b>		<b>Sensitivity to Initiation:</b>	
Seconds, 0.1 (no cap used)		Minimum Detonating Charge, gm	
1		Mercury Fulminate	
5 Decomposes	265	Lead Azide	
10		Tetryl	
15		<b>Ballistic Mortar, % TNT: (a)</b>	
20		122	
<b>75°C International Heat Test:</b>		<b>Trawl Test, % TNT:</b>	
% Loss in 48 Hrs			
<b>100°C Heat Test:</b>		<b>Plate Dent Test:</b>	
% Loss, 1st 48 Hrs		Method	
0.00		Condition	
% Loss, 2nd 48 Hrs		Confined	
0.10		Density, gm/cc	
Explosion in 100 Hrs		Brisance, % TNT	
None			
<b>Flammability Index:</b>		<b>Detonation Rate:</b>	
		Confinement	
<b>Hygroscopicity: %</b>		Condition	
		Charge Diameter, in.	
<b>Volatility:</b>		Density, gm/cc	
		Rate, meters/second	

AMCP 706-177

Ammonal

<p><b>Fragmentation Test:</b></p> <p><b>90 mm HE, M71 Projectile, Lot WC-91:</b>          Density, gm/cc          Charge Wt, lb</p> <p><b>Total No. of Fragments:</b>          For TNT          For Subject HE</p> <p><b>3 inch HE, M42A1 Projectile, Lot KC-5:</b>          Density, gm/cc                    1.65          Charge Wt, lb</p> <p><b>Total No. of Fragments:</b>          For TNT                                655          For Subject HE                        550</p>	<p><b>Shaped Charge Effectiveness, TNT = 100:</b></p> <table border="0"> <tr> <td></td> <td style="text-align: center;">Glass Cones</td> <td style="text-align: center;">Steel Cones</td> </tr> <tr> <td>Hole Volume</td> <td></td> <td></td> </tr> <tr> <td>Hole Depth</td> <td></td> <td></td> </tr> </table>		Glass Cones	Steel Cones	Hole Volume			Hole Depth		
	Glass Cones	Steel Cones								
Hole Volume										
Hole Depth										
<p><b>Fragment Velocity: ft/sec</b>          At 9 ft          At 25½ ft          Density, gm/cc</p>	<p><b>Color:</b></p> <p><b>Principal Uses:</b> Projectile filler</p>									
<p><b>Blast (Relative to TNT):</b></p> <p><b>Air:</b>          Peak Pressure          Impulse          Energy</p> <p><b>Air, Confined:</b>          Impulse</p> <p><b>Under Water:</b>          Peak Pressure          Impulse          Energy</p> <p><b>Underground:</b>          Peak Pressure          Impulse          Energy</p> <p><b>Preparation:</b>          Procedure same as described under <u>Amatols</u>, except aluminum is added to the ammonium nitrate-TNT molten mixture under agitation until uniformity in composition is obtained. Loading is accomplished by pouring into the appropriate projectile.</p>	<p><b>Method of Loading:</b> Cast</p> <p><b>Loading Density: gm/cc</b>    1.65</p> <p><b>Storage:</b></p> <p>Method                                Dry</p> <p><b>Hazard Class (Quantity-Distance)</b>    Class 9</p> <p><b>Compatibility Group</b></p> <p><b>Exudation</b></p>									
	<p><b>Origin:</b>          Castable mixture developed in United States during World War I.</p> <p><b>References:</b></p> <p>(a) W. R. Tomlinson, Jr., <u>Physical and Explosive Properties of Military Explosives</u>, PAIR No. 1372, 29 November 1943.</p> <p>(b) Also see the following Picatinny Arsenal Technical Reports on Ammonals: 1108, 1286, 1292, 1308 and 1783.</p>									

Ammonia Nitrate

AMCP 706-177

<b>Composition:</b>		<b>Molecular Weight:</b> ( $\text{NH}_4\text{NO}_3$ )	80
<b>%</b>		<b>Oxygen Balance:</b>	
<b>N</b>	35	<b>CO<sub>2</sub> %</b>	+80
<b>H</b>	5	<b>CO %</b>	+80
<b>O</b>	60	<b>Density: gm/cc</b> Crystal	1.73
		<b>Melting Point: °C</b>	170
<b>C/H Ratio</b>		<b>Freezing Point: °C</b>	
<b>Impact Sensitivity, 2 Kg Wt:</b>		<b>Boiling Point: °C</b>	
Bureau of Mines Apparatus, cm	100+	<b>Refractive Index, n<sub>D</sub><sup>20</sup></b>	
Sample Wt 20 mg		n <sub>D</sub> <sup>20</sup>	
Picotinny Arsenal Apparatus, in.	31	n <sub>D</sub> <sup>20</sup>	
Sample Wt, mg	17		
<b>Friction Pendulum Test:</b>		<b>Vacuum Stability Test:</b>	
Steel Shoe	Unaffected	cc/40 Hrs, at	
Fiber Shoe	Unaffected	90°C	
		100°C	0.3
		120°C	0.3
		135°C	
		150°C	0.3
<b>RNIE Bullet Impact Test: Trials</b>		<b>200 Grain Bomb Sand Test:</b>	
Explosions	0	Sand, gm	811
Partials	0		
Burned	0		
Unaffected	100		
<b>Explosion Temperature: °C</b>		<b>Sensitivity to Initiation:</b>	
Seconds, 0.1 (no cap used)		Minimum Detonating Charge, gm	
1		Mercury Fulminate	
5 Ignites	465	Lead Azide	0.20
10		Tetryl	0.25
15			
20		<b>Ballistic Mortar, % TNT: (a)</b>	56
<b>75°C International Heat Test: (a)</b>		<b>Troul Test, % TNT:</b>	
% Loss in 48 Hrs	0.0	<b>Plate Dent Test:</b>	
		Method	
<b>100°C Heat Test:</b>		Condition	
% Loss, 1st 48 Hrs	0.74	Confined	
% Loss, 2nd 48 Hrs	0.13	Density, gm/cc	
Explosion in 100 Hrs	Note	Brisance, % TNT	
<b>Flammability Index:</b>		<b>Detonation Rate: (b)</b>	
		Confinement	None Strong
		Condition	Solid Liquid
<b>Hygroscopicity: %</b>	Extreme	Charge Diameter, in.	1.25 4.5
30°C, 90% RH		Density, gm/cc	0.9 1.4
<b>Volatility:</b>	Decomposes at 210°C	Rate, meters/second	1000 2500

AMCP 706-177

Ammonium Nitrate

<b>Bomber Sensitivity Test:</b> Condition Tetryl, gm Wax, in. for 50% Detonation Wax, gm Density, gm/cc	<b>Decomposition Equation:</b> (f) (h) Oxygen, atoms/sec $10^{13.8}$ $10^{12.3}$ (Z/sec) Heat, kilocalorie/mole 40.5 38.3 (ΔH, kcal/mol) Temperature Range, °C 243-261 217-267 Phase Liquid																
<b>Heat of:</b> Combustion, cal/gm 346 Explosion, cal/gm 346 Gas Volume, cc/gm 980 Formation, cal/gm 1098 Fusion, cal/gm 18.23	<b>Armor Plate Impact Test:</b>  <b>60 mm Mortar Projectile:</b> 50% Inert, Velocity, ft/sec Aluminum Fineness  <b>500-lb General Purpose Bombs:</b>  Plate Thickness, inches  1 1 1/4 1 1/2 1 3/4																
<b>Specific Heat: cal/gm/°C (e)</b> <table border="1"> <thead> <tr> <th>°C</th> <th>°C</th> <th>°C</th> <th>°C</th> </tr> </thead> <tbody> <tr> <td>-150</td> <td>0.189</td> <td>0</td> <td>0.397</td> </tr> <tr> <td>-100</td> <td>0.330</td> <td>50</td> <td>0.412</td> </tr> <tr> <td>-50</td> <td>0.364</td> <td>100</td> <td>0.428</td> </tr> </tbody> </table>	°C	°C	°C	°C	-150	0.189	0	0.397	-100	0.330	50	0.412	-50	0.364	100	0.428	<b>Bomb Drop Test:</b>  <b>T7, 2000-lb Semi-Armor-Piercing Bomb vs Concrete:</b>  Max Safe Drop, ft  <b>500-lb General Purpose Bomb vs Concrete:</b>  Height, ft Trials Unaffected Low Order High Order  <b>1000-lb General Purpose Bomb vs. Concrete:</b>  Height, ft Trials Unaffected Low Order High Order
°C	°C	°C	°C														
-150	0.189	0	0.397														
-100	0.330	50	0.412														
-50	0.364	100	0.428														
<b>Burning Rate:</b> cm/sec																	
<b>Thermal Conductivity:</b> cal/sec/cm/°C $2.9-3.9 \times 10^{-4}$																	
<b>Coefficient of Expansion:</b> Linear, %/°C  Volume, %/°C																	
<b>Hardness, Mohr Scale:</b>																	
<b>Young's Modulus:</b> E', dynes/cm <sup>2</sup> E, lb/inch <sup>2</sup> Density, gm/cc																	
<b>Compressive Strength: lb/inch<sup>2</sup></b>																	
<b>Vapor Pressure:</b> (g) <table border="1"> <thead> <tr> <th>°C</th> <th>mm Mercury</th> </tr> </thead> <tbody> <tr> <td>188</td> <td>3.25</td> </tr> <tr> <td>205</td> <td>7.45</td> </tr> <tr> <td>216</td> <td>11.55</td> </tr> <tr> <td>223</td> <td>15.80</td> </tr> <tr> <td>237</td> <td>27.0</td> </tr> <tr> <td>249</td> <td>41.0</td> </tr> </tbody> </table>	°C	mm Mercury	188	3.25	205	7.45	216	11.55	223	15.80	237	27.0	249	41.0			
°C	mm Mercury																
188	3.25																
205	7.45																
216	11.55																
223	15.80																
237	27.0																
249	41.0																

Ammonium Nitrate

AMCP 705-177

<b>Fragmentation Test:</b>  <b>90 mm HE, M71 Projectile, Lot WC-91:</b> Density, gm/cc Charge Wt, lb  Total No. of Fragments: For TNT For Subject HE  <b>3 inch HE, M42A1 Projectile, Lot KC-3:</b> Density, gm/cc Charge Wt, lb  Total No. of Fragments: For TNT For Subject HE	<b>Shaped Charge Effectiveness, TNT = 100:</b>  Glass Cones    Steel Cones Hole Volume Hole Depth												
	Color:                      Colorless												
	<b>Principal Uses:</b> Explosive ingredient of mixtures used in bombs or large caliber projectiles												
	<b>Method of Loading:</b> Pressed or cast depending on composition of mixture												
Fragment Velocity: ft/sec At 9 ft At 25½ ft Density, gm/cc	Loading Density: gm/cc                      Variable												
<b>Blast (Relative to TNT):</b>  <b>Air:</b> Peak Pressure Impulse Energy  <b>Air, Confined:</b> Impulse  <b>Under Water:</b> Peak Pressure Impulse Energy  <b>Underground:</b> Peak Pressure Impulse Energy	<b>Storage:</b>  Method                                      Dry  Hazard Class (Quantity-Distance)      Class 12  Compatibility Group                      Group D  Exudation                                      None												
	<b>Effect of Temperature on Impact Sensitivity (Chemically pure grade): (b)</b>  <table border="1"> <thead> <tr> <th>Temp. °C</th> <th>PA Impact Test 2 Kg Wt, inches</th> </tr> </thead> <tbody> <tr> <td>25</td> <td>31</td> </tr> <tr> <td>75</td> <td>28</td> </tr> <tr> <td>100</td> <td>27</td> </tr> <tr> <td>150</td> <td>27</td> </tr> <tr> <td>175</td> <td>12</td> </tr> </tbody> </table>	Temp. °C	PA Impact Test 2 Kg Wt, inches	25	31	75	28	100	27	150	27	175	12
	Temp. °C	PA Impact Test 2 Kg Wt, inches											
	25	31											
75	28												
100	27												
150	27												
175	12												
<b>Compatibility with Metals: (a)</b> In the presence of moisture, ammonium nitrate reacts with copper, iron steel, brass, lead and cadmium.													
<b>Entropy: (g)</b> cal/mol at 25°C                                      36.0													

AMCP 706-177

Ammonium Nitrate

Solubility of ammonium nitrate, grams in 100 grams (%) of: (e)

<u>Water</u>		<u>Alcohol</u>		<u>Acetic Acid</u>		<u>Nitric Acid</u>		<u>Pyridine</u>	
$^{\circ}\text{C}$	%	$^{\circ}\text{C}$	%	$^{\circ}\text{C}$	%	$^{\circ}\text{C}$	%	$\frac{\% \text{ Nitric Acid}}{100}$	$^{\circ}\text{C}$
0	118	20	2.5	16.6	0.0	0	45.1	30.0	~20-25
20	192	40	5	27.0	0.39	15	73.0	21.7	
40	297	60	7.5	80.9	5.8	30	106	20.8	
60	421	78	10.5	101.0	20.7	75	201	31.6	
80	580			180.0	125				
100	871								

Preparation:

Ammonium nitrate is prepared by the neutralization of an aqueous solution of ammonia with nitric acid and evaporation of the solution. The product which is very pure is dried in a graining kettle.

Origin:

First prepared by Glauber in 1659 and first used as an explosive ingredient in 1867 when a Swedish patent was granted to Ohlsson and Norrbin for a composite dynamite.

Destruction by Chemical Decomposition:

Ammonium nitrate is decomposed by strong alkalis with the liberation of ammonia, and by sulfuric acid with the formation of ammonium sulfate and nitric acid.

References:<sup>3</sup>

- (a) Departments of the Army and the Air Force TM 9-1910/TO 11a-1-3a, Military Explosives, April 1955.
- (b) P. F. Macy, T. D. Dudderar, E. F. Reese and L. H. Eriksen, Investigation of Sensitivity of Fertilizer Grade Ammonium Nitrate to Explosion, PATR No. 1658, 11 July 1947.
- (c) D. P. McDougall, Methods of Physical Testing, OSRD Report No. 803, 11 August 1942.
- (d) L. C. Smith and E. G. Eyster, Physical Testing of Explosives, Part III - Miscellaneous Sensitivity Tests; Performance Tests, OSRD Report No. 5746, 27 December 1945.
- (e) International Critical Tables, McGraw-Hill Book Co., N. Y., Land-Bornet.
- G. D. Clift and B. T. Federoff, A Manual for Explosives Laboratories, Vol. II, Lefax Society, Inc., Philadelphia, 1943.
- (f) R. J. Finkelstein and G. Gemow, Theory of the Detonation Process, NAVORD Report No. 90-46, 20 April 1947.
- (g) George Peick, The Dissociation Pressure and Free Energy of Formation of Ammonium Nitrate, Arthur D. Little, Inc., J Am Chem Soc, 76, 5858-60 (1954).
- (h) M. A. Cook and M. Taylor Abegg, "Isothermal Decomposition of Explosives," University of Utah, Ind Eng Chem, June 1956, pp. 1090 to 1095.

<sup>3</sup>See footnote 1, page 10.



Ammonium Nitrate

AMCP 706-177

(1) Also see the following Picatinny Arsenal Technical Reports on Ammonium Nitrate:

<u>0</u>	<u>1</u>	<u>2</u>	<u>3</u>	<u>4</u>	<u>5</u>	<u>6</u>	<u>7</u>	<u>8</u>	<u>9</u>
240	681	182	743	364	695	596	907	548	799
350	731	1302	1323	984	1145	666	1117	638	1369
690	1251	1682	1783	1094	1225	676	1947	938	1409
1250	1841		2183	1214	1455	946	2167	1008	
1720	1311			1234	1655	1106		1038	
	1391			1304	1675	1696			
	1431				1725				

AMCP 706-177

Ammonium Perchlorate

<b>Composition:</b> % Cl 30.8 H 11.9 N 3.4 O 54.5 C/H Ratio  NH <sub>4</sub> ClO <sub>4</sub>	<b>Molecular Weight:</b> (NH <sub>4</sub> ClO <sub>4</sub> ) 117.5	
	<b>Oxygen Balance:</b> CO <sub>2</sub> % +27.3 CO % +27.3	
	<b>Density:</b> gm/cc 1.95	
	<b>Melting Point:</b> °C	
	<b>Freezing Point:</b> °C	
<b>Impact Sensitivity, 2 Kg Wt:</b> Bureau of Mines Apparatus, cm 67 Sample Wt 20 mg Picotiny Arsenal Apparatus, in. 24 Sample Wt, mg 24	<b>Boiling Point:</b> °C	
	<b>Refractive Index, n<sub>D</sub><sup>20</sup></b> n <sub>D</sub> <sup>20</sup> n <sub>D</sub> <sup>25</sup>	
	<b>Vacuum Stability Test:</b> cc/40 Hrs, at 90°C 100°C 0.13 120°C 0.20 135°C 150°C 0.39	
<b>Fritter Pendulum Test:</b> Steel Shoe Snaps Fiber Shoe Unaffected	<b>200 Gram Bomb Sand Test:</b> Sand, gm 6.0	
<b>Rifle Bullet Impact Test:</b> Trials % Explosions Portholes Burned Unaffected	<b>Sensitivity to Initiation:</b> Minimum Detonating Charge, gm Mercury Fulminate Lead Azide 0.20 Tetryl 0.25	
	<b>Explosion Temperature:</b> °C Seconds, 0.1 (no cap used) 1 5 435 10 15 20	
<b>75°C International Heat Test:</b> % Loss in 48 Hrs	<b>Sulfuric Mortar, % TNT:</b>  <b>Towed Test, % TNT:</b>	
<b>100°C Heat Test:</b> % Loss, 1st 48 Hrs 0.02 % Loss, 2nd 48 Hrs 0.00 Explosion in 100 Hrs None	<b>Plate Dent Test:</b> Method Condition Confined Density, gm/cc Brisance, % TNT	
	<b>Flammability Index:</b>	<b>Detonation Rate:</b> Confinement Condition Charge Diameter, in. Density, gm/cc Rate, meters/second
<b>Hygroscopicity:</b> %		
<b>Volatility:</b>		

Ammonium Perchlorate

AMCP 706-177

<p><b>Fragmentation Test:</b></p> <p><b>90 mm HE, M71 Projectile, Lot WC-91:</b> Density, gm/cc Charge Wt, lb</p> <p><b>Total No. of Fragments:</b> For TNT For Subject HE</p> <p><b>3 inch HE, M48A1 Projectile, Lot HC-3:</b> Density, gm/cc Charge Wt, lb</p> <p><b>Total No. of Fragments:</b> For TNT For Subject HE</p>	<p><b>Shaped Charge Effectiveness, TNT = 100:</b></p> <table border="0"> <tr> <td></td> <td style="text-align: center;">Glass Cones</td> <td style="text-align: center;">Steel Cones</td> </tr> <tr> <td>Hole Volume</td> <td></td> <td></td> </tr> <tr> <td>Hole Depth</td> <td></td> <td></td> </tr> </table>		Glass Cones	Steel Cones	Hole Volume			Hole Depth											
	Glass Cones	Steel Cones																	
Hole Volume																			
Hole Depth																			
<p><b>Fragment Velocity: ft/sec.</b> At 9 ft. At 25 ft. Density, gm/cc</p>	<p><b>Color:</b> Colorless</p> <p><b>Principal Uses:</b> Explosive ingredient of mixtures used in pyrotechnics and as projectile filler</p>																		
<p><b>Blast (Relative to TNT):</b></p> <p><b>Air:</b> Peak Pressure Impulse Energy</p> <p><b>Air, Confined:</b> Impulse</p> <p><b>Under Water:</b> Peak Pressure Impulse Energy</p> <p><b>Underground:</b> Peak Pressure Impulse Energy</p>	<p><b>Method of Loading:</b> Pressed or cast depending on composition of mixture</p> <p><b>Loading Density: gm/cc</b>      Variable</p> <p><b>Storage:</b></p> <table border="0"> <tr> <td><b>Method:</b></td> <td style="text-align: center;">Dry</td> </tr> <tr> <td><b>Hazard Class (Quantity-Distance):</b></td> <td style="text-align: center;">Class 9</td> </tr> <tr> <td><b>Compatibility Group</b></td> <td></td> </tr> <tr> <td><b>Exudative</b></td> <td style="text-align: center;">None</td> </tr> </table> <p><b>Solubility in Water</b> <u>gm/100 cc saturated solution:</u></p> <table border="0"> <tr> <td style="text-align: center;">0°C</td> <td style="text-align: center;">12</td> </tr> <tr> <td style="text-align: center;">25°C</td> <td style="text-align: center;">20</td> </tr> <tr> <td style="text-align: center;">60°C</td> <td style="text-align: center;">39</td> </tr> <tr> <td style="text-align: center;">100°C</td> <td style="text-align: center;">88</td> </tr> </table> <p><b>Preparation:</b></p> <p>The perchlorates are prepared by the action of the acid on a suitable base; by the thermal decomposition of certain chlorates; and by the electrolysis of chlorates (see origin).</p> <p><b>Heat of:</b></p> <table border="0"> <tr> <td style="text-align: center;">Formation, cal/gm</td> <td style="text-align: center;">665</td> </tr> </table>	<b>Method:</b>	Dry	<b>Hazard Class (Quantity-Distance):</b>	Class 9	<b>Compatibility Group</b>		<b>Exudative</b>	None	0°C	12	25°C	20	60°C	39	100°C	88	Formation, cal/gm	665
<b>Method:</b>	Dry																		
<b>Hazard Class (Quantity-Distance):</b>	Class 9																		
<b>Compatibility Group</b>																			
<b>Exudative</b>	None																		
0°C	12																		
25°C	20																		
60°C	39																		
100°C	88																		
Formation, cal/gm	665																		

AMCP 706-177

Ammonium PerchlorateOrigin (c)

E. Mitscherlich first prepared, in 1832, crystals of ammonium perchlorate from barium perchlorate and ammonium sulfate (Pogg Ann 25, 300). T. Schlosing treated a hot solution of sodium perchlorate with ammonium chloride, and on cooling, crystals of ammonium perchlorate were obtained (Comp rend, 7, 1269, [1871]). U. Alvisi treated a mixture of 76 parts of ammonium nitrate with 213 parts of sodium perchlorate, and obtained a crop of small crystals of ammonium perchlorate which were purified by recrystallization from hot water (German Patent, 103,993, 1898). A. Nicolati mixed magnesium or calcium perchlorate with ammonium chloride and crystals of ammonium perchlorate deposited from the solution of very soluble magnesium or calcium chloride (German Patent, 112, 682, 1899).

References:<sup>4</sup>

(a) W. B. Tomlinson, Jr., Physical and Explosive Properties of Military Explosives, PATR No. 1372, 29 November 1943.

(b) F. L. Davis, The Chemistry of Powder and Explosives, John Wiley and Sons, Inc., New York, 1943.

(c) J. W. Mellor, A Comprehensive Treatise on Inorganic and Theoretical Chemistry, Vol. II, Longmans, Green and Co., London, 1922, p. 346.

(d) Also see the following Picatinny Arsenal Technical Reports on Ammonium Perchlorate:

<u>0</u>	<u>1</u>	<u>3</u>	<u>4</u>	<u>5</u>	<u>6</u>	<u>2</u>
100	321	843	354	1095	1726	1049
		1783	604	1725		1969
			854	2205		

<sup>4</sup>See footnote 1, page 10.

Baritol

AMCP 706-177

<b>Composition:</b> %  Barium nitrate           67  TNT                           33  C/H Ratio	<b>Molecular Weight:</b> 125		
	<b>Oxygen Balance:</b> CO <sub>2</sub> %                   -3 CO %                       +13		
	<b>Density: gm/cc</b>	Cast           2.55	
	<b>Melting Point: °C</b>		
<b>Freezing Point: °C</b>			
<b>Impact Sensitivity, 2 Kg Wt:</b> Bureau of Mines Apparatus, cm   35 Sample Wt 20 mg Picatinny Arsenal Apparatus, in.   11 Sample Wt, mg                       24	<b>Boiling Point: °C</b>		
	<b>Refractive Index, n<sub>D</sub><sup>20</sup></b>		
	n <sub>D</sub> <sup>25</sup>		
<b>Friction Pendulum Test:</b> Steel Shoe Fiber Shoe		<b>Vacuum Stability Test:</b> cc/40 Hrs, at 90°C 100°C 120°C 135°C 150°C	
<b>Rifle Bullet Impact Test:</b> Trials %  Explosions Partials Burned Unaffected	<b>200 Gram Bomb Sand Test:</b> Sand, gm                           26.8		
	<b>Explosion Temperature: °C</b> Secs ds, 0 1 (no cap used) 1 5 Ignites                   385 10 15 20		
<b>75 C International Heat Test:</b> % Loss in 48 Hrs		<b>Sensitivity to Initiation:</b> Minimum Detonating Charge, gm Mercury Fulminate Lead Azide                   0.20 Tetryl                         0.10	
<b>100 C Heat Test:</b> % Loss, 1st 48 Hrs % Loss, 2nd 48 Hrs Explosion in 100 Hrs		<b>Ballistic Mortar, % TNT:</b>  <b>Trauzl Test, % TNT:</b>  <b>Plate Det. Test:</b> (a)   73.27 Method                        B Condition                    Cast. Confined                     No Density, gm/cc               2.52 Brisance, % TNT             61	
<b>Flammability Index:</b>		<b>Detonation Rate:</b> Confinement Condition Charge Diameter, in. Density, gm/cc Rate, meters/second	
<b>Hygroscopicity: %</b> 30°C, 90% RH               0.00			
<b>Volatility:</b>			

AMCP 706-177

Baratol

<b>Beester Sensitivity Test:</b> Condition Tetryl, gm Wax, in. for 50% Detonation Wax, gm Density, gm/cc	Gnet 100 0.32 2.55	<b>Decomposition Equivalent:</b> Oxygen, cc/cm <sup>3</sup> /sec (Z/sec) Heat, kilocalorie/mole (ΔH, kcal/mole) Temperature Range, °C Phase																				
<b>Heat of:</b> Combustion, cal/gm Explosion, cal/gm Gas Volume, cc/gm Formation, cal/gm Fusion, cal/gm	75/25 Baratol 2.8 (d)	<b>Armor Plate Impact Test:</b>  <b>60 mm Master Bomb:</b> 50% Inert, Velocity, ft/sec Aluminum Fineness  <b>500-lb General Purpose Bomb:</b> Plate Thickness, inches  1 1 1/4 1 1/2 1 3/4																				
<b>Specific Heat: cal/gr/°C (d) 75/25 Baratol</b> <table border="1"> <thead> <tr> <th>°C</th> <th>°C</th> <th>°C</th> <th>°C</th> </tr> </thead> <tbody> <tr> <td>-75</td> <td>0.152</td> <td>75</td> <td>0.280</td> </tr> <tr> <td>0</td> <td>0.147</td> <td>85</td> <td>0.213</td> </tr> <tr> <td>25</td> <td>0.160</td> <td>95</td> <td>0.203</td> </tr> <tr> <td>50</td> <td>0.229</td> <td>100</td> <td>0.171</td> </tr> </tbody> </table>	°C	°C	°C	°C	-75	0.152	75	0.280	0	0.147	85	0.213	25	0.160	95	0.203	50	0.229	100	0.171		
°C	°C	°C	°C																			
-75	0.152	75	0.280																			
0	0.147	85	0.213																			
25	0.160	95	0.203																			
50	0.229	100	0.171																			
<b>Burning Rate:</b> cm/sec		<b>Bomb Drop Test:</b>  <b>77, 2000-lb Semi-Armor-Piercing Bomb vs Concrete:</b> Max Safe Drop, ft  <b>500-lb General Purpose Bomb vs Concrete:</b> Height, ft Trials Unaffected Low Order High Order  <b>100-lb General Purpose Bomb vs Concrete:</b> Height, ft Trials Unaffected Low Order High Order																				
<b>Thermal Conductivity:</b> cal/cm <sup>2</sup> /cm/°C																						
<b>Coefficient of Expansion:</b> Linear, %/°C  Volume, %/°C																						
<b>Hardness, Mohs' Scale:</b>																						
<b>Young's Modulus:</b> E', dynes/cm <sup>2</sup> E, lb/inch <sup>2</sup> Density, gm/cc																						
<b>Compressive Strength: lb/inch<sup>2</sup></b>																						
<b>Vapor Pressure:</b> °C                      mm Mercury																						

Baratol

AMCP 706-177

<p><b>Fragmentation Test:</b></p> <p><b>50 mm HE, M71 Projectile, Lot WC-91:</b>                  Density, gm/cc                  Charge Wt, lb</p> <p><b>Total No. of Fragments:</b>                  For TNT                  For Subject HE</p> <p><b>3 inch HE, M42A1 Projectile, Lot KC-5:</b>                  Density, gm/cc                  Charge Wt, lb</p> <p><b>Total No. of Fragments:</b>                  For TNT                  For Subject HE</p>	<p><b>Shaped Charge Effectiveness, TNT = 100:</b></p> <table border="0"> <tr> <td></td> <td style="text-align: center;">Glass Cones</td> <td style="text-align: center;">Steel Cones</td> </tr> <tr> <td>Hole Volume</td> <td></td> <td></td> </tr> <tr> <td>Hole Depth</td> <td></td> <td></td> </tr> </table> <p><b>Color:</b></p> <p><b>Principal Uses:</b> Bomb filler</p> <p><b>Method of Loading:</b> Cast</p> <p><b>Loading Density: gm/cc</b> 2.55</p>		Glass Cones	Steel Cones	Hole Volume			Hole Depth		
	Glass Cones	Steel Cones								
Hole Volume										
Hole Depth										
<p><b>Fragment Velocity: ft/sec</b>                  At 9 ft                  At 25 1/4 ft                  Density, gm/cc</p>	<p><b>Storage:</b></p> <table border="0"> <tr> <td><b>Method</b></td> <td style="text-align: center;">Dry</td> </tr> <tr> <td><b>Hazard Class (Quantity-Distance)</b></td> <td style="text-align: center;">Class 9</td> </tr> <tr> <td><b>Compatibility Group</b></td> <td style="text-align: center;">Group I</td> </tr> <tr> <td><b>Exudation</b></td> <td></td> </tr> </table>	<b>Method</b>	Dry	<b>Hazard Class (Quantity-Distance)</b>	Class 9	<b>Compatibility Group</b>	Group I	<b>Exudation</b>		
<b>Method</b>	Dry									
<b>Hazard Class (Quantity-Distance)</b>	Class 9									
<b>Compatibility Group</b>	Group I									
<b>Exudation</b>										
<p><b>Blust (Relative to TNT):</b></p> <p><b>Air:</b>                  Peak Pressure                  Impulse                  Energy</p> <p><b>Air, Confined:</b>                  Impulse</p> <p><b>Under Water:</b>                  Peak Pressure                  Impulse                  Energy</p> <p><b>Underground:</b>                  Peak Pressure                  Impulse                  Energy</p>	<p><b>Preparation:</b></p> <p>The appropriate weight of barium nitrate heated to about 90°C is added to molten TNT contained in a melting vessel equipped with an agitator. Continue mixing until uniform, and load by pouring at the lowest practical temperature.</p> <p><b>Origin:</b></p> <p>Baratol, an explosive containing barium nitrate and TNT, the proportions varied to suit the required purposes, was developed during World War I.</p>									

AMCP 706-177

Baratol

References:<sup>5</sup>

(a) D. P. MacDougall, Methods of Physical Testing, OSRD Report No. 803, 11 August 1942.

(b) L. C. Smith and E. G. Kyster, Physical Testing of Explosives, Part III - Miscellaneous Sensitivity Tests; Performance Tests, OSRD Report No. 5746, 27 December 1945.

(c) Also see the following Picatinny Arsenal Technical Reports on Baratol:

<u>0</u>	<u>3</u>	<u>6</u>	<u>8</u>
2010	1783	2226	2138
2160	2233		

(d) C. Lenchitz, W. Beach and R. Valicky, Enthalpy Changes, Heat of Fusion and Specific Heat of Basic Explosives, PATR No. 2504, January 1959.

<sup>5</sup>See footnote 1, page 10.



Baronal

AMCP 706-177

<b>Composition:</b> % Barium nitrate 50 TNT 35 Aluminum 15  C/H Ratio	<b>Molecular Weight:</b> 111
	<b>Oxygen Balance:</b> CO <sub>2</sub> % -24 CO % -7
	<b>Density: gm/cc</b> 2.32
	<b>Melting Point: °C</b>
	<b>Freezing Point: °C</b>
<b>Impact Sensitivity, 2 Kg Wt:</b> Bureau of Mines Apparatus, cm 30 Sample Wt 20 mg Picatinny Arsenal Apparatus, in. 12 Sample Wt, mg 22	<b>Boiling Point: °C</b>
	<b>Refractive Index, n<sub>D</sub><sup>20</sup></b> n <sub>D</sub> <sup>20</sup> n <sub>D</sub> <sup>20</sup>
	<b>Vacuum Stability Test:</b> cc/40 Hrs, at 90°C 100°C 120°C 135°C 150°C
<b>Friction Pendulum Test:</b> Steel Shoe Fiber Shoe	<b>200 Grew Bomb Sand Test:</b> Sand, gm 39.8
<b>Rifle Bullet Impact Test:</b> Trials % Explosions Partials Burned Unaffected	
<b>Explosion Temperature: °C</b> Seconds, 0.1 (no cap used) 1 5 Ignites 345 10 15 20	
<b>75°C International Heat Test:</b> % Loss in 48 Hrs	<b>Sensitivity to Initiation:</b> Minimum Detonating Charge, gm Mercury Fulminate Lead Azide 0.20 Tetryl 0.10
	<b>100°C Heat Test:</b> % Loss, 1st 48 Hrs % Loss, 2nd 48 Hrs Explosion in 100 Hrs
<b>Flammability Index:</b>	<b>Treuzl Test, % TNT:</b>
	<b>Hygroscopicity: %</b>
<b>Volatility:</b>	<b>Detonation Rate: (b)</b> Confinement None Condition Cast Charge Diameter, in. 1.0 Density, gm/cc 2.32 Rate, meters/second 5450

AMCP 706-177

Baronal

<b>Fragmentation Test:</b>  <b>90 mm HE, M71 Projectile, Lot WC-91:</b> Density, gm/cc Charge Wt, lb  <b>Total No. of Fragments:</b> For TNT For Subject HE  <b>3 inch HE, M42A1 Projectile, Lot KC-5:</b> Density, gm/cc Charge Wt, lb  <b>Total No. of Fragments:</b> For TNT For Subject HE	<b>Shaped Charge Effectiveness, TNT = 100:</b>  <table border="0"> <tr> <td></td> <td>Gloss Cones</td> <td>Steel Cones</td> </tr> <tr> <td>Hole Volume</td> <td></td> <td></td> </tr> <tr> <td>Hole Depth</td> <td></td> <td></td> </tr> </table>		Gloss Cones	Steel Cones	Hole Volume			Hole Depth		
		Gloss Cones	Steel Cones							
	Hole Volume									
	Hole Depth									
<b>Color:</b>										
<b>Principal Uses:</b> Bomb filler										
<b>Fragment Velocity: ft/sec</b> At 9 ft At 25½ ft Density, gm/cc	<b>Method of Loading:</b> Cast									
	<b>Loading Density: gm/cc</b> 2.32									
<b>Blast (Relative to TNT):</b>  <b>Air:</b> Peak Pressure Impulse Energy  <b>Air, Confined:</b> Impulse  <b>Under Water:</b> Peak Pressure Impulse Energy  <b>Underground:</b> Peak Pressure Impulse Energy	<b>Storage:</b>  <table border="0"> <tr> <td>Method</td> <td>Dry</td> </tr> <tr> <td>Hazard Class (Quantity-Distance)</td> <td>Class 9</td> </tr> <tr> <td>Compatibility Group</td> <td>Group I</td> </tr> <tr> <td>Exudation</td> <td></td> </tr> </table>	Method	Dry	Hazard Class (Quantity-Distance)	Class 9	Compatibility Group	Group I	Exudation		
	Method	Dry								
	Hazard Class (Quantity-Distance)	Class 9								
	Compatibility Group	Group I								
Exudation										
<b>Preparation:</b>  Procedure same as described under <u>Baratol</u> except aluminum is added to the barium nitrate-TNT molton mixture under agitation until uniformity in comparison is obtained.										
<b>Booster Sensitivity Test:</b> <table border="0"> <tr> <td></td> <td>(c)</td> </tr> <tr> <td>Condition</td> <td>Cast</td> </tr> <tr> <td>Tetryl, gm</td> <td>100</td> </tr> <tr> <td>Wax, in. for 50% Detonation</td> <td>0.86</td> </tr> <tr> <td>Density, gm/cc</td> <td>2.32</td> </tr> </table>		(c)	Condition	Cast	Tetryl, gm	100	Wax, in. for 50% Detonation	0.86	Density, gm/cc	2.32
	(c)									
Condition	Cast									
Tetryl, gm	100									
Wax, in. for 50% Detonation	0.86									
Density, gm/cc	2.32									
<b>Heat of:</b>  <table border="0"> <tr> <td>Combustion, cal/gm</td> <td>2099</td> </tr> <tr> <td>Explosion, cal/gm</td> <td>1135</td> </tr> <tr> <td>Gas Volume, cc/gm</td> <td>410</td> </tr> </table>	Combustion, cal/gm	2099	Explosion, cal/gm	1135	Gas Volume, cc/gm	410				
Combustion, cal/gm	2099									
Explosion, cal/gm	1135									
Gas Volume, cc/gm	410									

Baronal

AMCP 706-177

References:<sup>6</sup>

(a) L. C. Smith and E. G. Eyster, Physical Testing of Explosives, Part III - Miscellaneous Sensitivity Tests; Performance Tests, OSRD Report No. 5746, 27 December 1945.

(b) G. L. Messerly, The Rate of Detonation of Various Explosive Compounds, OSRD Report No. 1219, 22 February 1943.

M. D. Hurwitz, The Rate of Detonation of Various Compounds and Mixtures, OSRD Report No. 5611, 15 January 1946.

(c) D. P. MacDougall, Methods of Physical Testing, OSRD Report No. 803, 11 August 1942.

(d) Arthur D. Little Report, Study of Pure Explosive Compounds, Part III, Correlation of Composition of Mixture with Performance, Contract No. DA-19-020-ORD-12, 1 May 1950.

(e) S. J. Lowell, Propagation of Detonation in Long and Narrow Columns of Explosives, PATR No. 2138, February 1955.

<sup>6</sup>See footnote 1, page 10.

7

AMCP 706-177

Black Powder

<b>Composition:</b> %		<b>Molecular Weight:</b> 84	
Potassium nitrate	74.0	<b>Guyton Balance:</b>	
Sulfur	10.4	CO <sub>2</sub> %	-22
Charcoal	15.6	CO %	- 2
<b>C/H Ratio</b>		<b>Density: gm/cc</b> Variable	
<b>Impact Sensitivity, 2 Kg Wt:</b>		<b>Melting Point: °C</b>	
Bureau of Mines Apparatus, cm	32	<b>Freezing Point: °C</b>	
Sample Wt 20 mg		<b>Boiling Point: °C</b>	
Picatinny Arsenal Apparatus, in.	16	<b>Refractive Index, n<sub>D</sub><sup>20</sup></b>	
Sample Wt, mg	16	n <sub>D</sub> <sup>25</sup>	
<b>Friction Fracture Test:</b>		n <sub>D</sub> <sup>30</sup>	
Steel Shoe	Snaps	<b>Vacuum Stability Test:</b>	
Fiber Shoe	Unaffected	cc/40 Hrs, at	
<b>Rifle Bullet Impact Test:</b> Trials		90°C	
Explosions	%	100°C	0.5
Partials		120°C	0.9
Burned		135°C	
Unaffected		150°C	
<b>Explosion Temperature:</b> °C		<b>200 Gram Bomb Seal Test:</b>	
Seconds, 0.1 (no cap used)	510	Sand, gm	
1	490	8	
5 Ignites	427	<b>Sensitivity to Initiation:</b>	
10	356	Minimum Detonating Charge, gm	
15		Mercury Fulminate	
20		Lead Azide	
<b>75°C International Heat Test:</b>		Tetryl	
% Loss in 48 Hrs	0.31	Sensitive to igniting fuse	
<b>160°C Heat Test:</b>		<b>Ballistic Mortar, % TNT:</b> 50	
% Loss, 1st 48 Hrs		<b>Treuzl Test, % TNT: (a)</b> 10	
% Loss, 2nd 48 Hrs		<b>Plate Dent Test:</b>	
Explosion in 100 Hrs		Method	
<b>Flammability Index:</b>		Condition	
<b>Hygroscopicity: %</b>		Confined	
26°C, 75% RH	0.75	Density, gm/cc	
25°C, 90% RH	1.91	Brisance, % TNT	
30°C, 90% RH	2.51	<b>Detonation Rate:</b>	
<b>Volatility:</b>		Confinement	
		Condition	
		Charge Diameter, in.	
		Density, gm/cc	
		Rate, meters/second	
		1.6	
		400	



AMCP 706-177

Black PowderPreparation:

Willow or alder charcoal, flour of sulphur and 2-3% of water are placed in a tumbling barrel and mixed for a short period (about 1/2 hour). The mixture is transferred to a "wheel mill" and crystalline potassium nitrate containing 3-4% moisture is added and the mixture is incorporated for several hours. During the incorporation period the mixture is kept damp (2-3% moisture) by adding water at intervals. The mill cake is then pressed at 6000 psi between aluminum plates. The pressed cakes are broken up between rubber or wood rolls. The material is screened and the various particle sizes are separated as desired. The screened material is then transferred to canvas trays and dried in hot air ovens at 60°C. If it is desired to glaze the black powder, the material before drying is polished by rotation in a tumbling barrel to give it a smooth surface. It is next screened to remove the dust. The smooth particles are then placed in a wooden barrel and rotated with graphite. The material is again screened to remove the excess graphite, and dried. Material finer than #40 U. S. Sieve is not graphited.

**WARNING**

The batches of black powder must be of sufficient size to cover the bed of the "wheel mill." If the wheels run off on the bare bed, explosions usually result.

Origin:

The exact date of the discovery of black powder is unknown. Historians attribute its discovery to the Chinese, Hindus or Arabs. The Greeks used it during the 7th Century. Marcus Graecus in the 9th Century and Roger Bacon in the 13th Century described compositions similar to the present powder. Beginning with the 16th Century, the composition of black powder containing potassium nitrate, charcoal and sulfur has remained unchanged with respect to the proportionality (75/15/10) of the ingredients.

Destruction by Chemical Decomposition:

Black powder can be desensitized by leaching with water to dissolve the potassium nitrate. The washings must be disposed of separately because the residue of sulfur and charcoal is combustible but not explosive.

References:<sup>7</sup>

- (a) Ph. Naoum, Nitroglycerine and Nitroglycerine Explosives, Baltimore, 1928.
- (b) F. W. Brown, D. H. Kusier and F. C. Gibson, Sensitivity of Explosives to Initiation by Electrostatic Discharges, U. S. Department of the Interior, Bureau of Mines RI 3852, 1946.
- (c) Also see the following Picatinny Arsenal Technical Reports on Black Powder:

<sup>7</sup>See footnote 1, page 10.

Black Powder

AMCP 706-177

<u>0</u>	<u>1</u>	<u>2</u>	<u>3</u>	<u>4</u>	<u>5</u>	<u>6</u>	<u>7</u>	<u>8</u>	<u>9</u>
250	31	222	163	354	65	56	347	188	379
710	471	272	363	454	415	176	407	318	819
850	661	322	453	544	545	356	437	428	839
1010	901	472	843	554	605	686	547	558	849
1450	1111	492	1043	574	1145	746	757	598	859
	1241	582	1153	594	1275	1256	847	608	899
	1451	762	1243	654	1815	1316	1097	618	1259
	1541	872	1333	664	1885	1536	1737	698	1309
	1711	1022	1493	774	1905	1576	1797	838	1339
	1911	1622	1583	844	1915	1586	1807	898	1349
	1951	1712	1643	1114		1946	1827	1068	1589
	2051	1802	1813	1154				1388	1739
		1912	1843	1244				1528	1869
			1973	1504				1778	1889
								1808	
								1838	
								1928	
								2178	

AMCP 706-177

1,2,4-Butanetriol Trinitrate (BITN) Liquid

<b>Composition:</b> % C 19.9 H 2.9 N 17.5 O 59.7 C/H Ratio 0.13		$  \begin{array}{c}  \text{H}_2\text{C}-\text{ONO}_2 \\    \\  \text{H}_2\text{C} \\    \\  \text{HC}-\text{ONO}_2 \\    \\  \text{H}_2\text{C}-\text{ONO}_2  \end{array}  $	<b>Molecular Weight:</b> (C <sub>4</sub> H <sub>7</sub> N <sub>3</sub> O <sub>9</sub> ) 241
			<b>Oxygen Balance:</b> CO <sub>2</sub> % -17 CO % 10
			<b>Density:</b> gm/cc Liquid 1.52
			<b>Melting Point:</b> °C
			<b>Freezing Point:</b> °C
<b>Impact Sensitivity, 2 Kg Wt:</b> Bureau of Mines Apparatus, cm 58 Sample Wt 20 mg Picatinny Arsenal Apparatus, in. 41 Sample Wt, mg			<b>Boiling Point:</b> °C
			<b>Refractive Index, n<sub>D</sub><sup>20</sup></b> 1.4736 n <sub>D</sub> <sup>20</sup> n <sub>D</sub> <sup>20</sup>
<b>Friction Pendulum Test:</b> Steel Shoe Fiber Shoe			<b>Vacuum Stability Test:</b> cc/40 Hrs, at: 90°C 100°C 2.33 120°C 135°C 150°C
<b>Rifle Bullet Impact Test:</b> Trials % Explosions Partials Burned Unaffected			<b>200 Gram Bomb Sand Test:</b> Sand, gm 48.6
<b>Explosion Temperature:</b> °C Seconds, 0.1 (no cap used) 1 5 Decomposes 230 10 15 20			<b>Sensitivity to Initiation:</b> Minimum Detonating Charge, gm Mercury Fulminate Lead Azide 0.20 Tetrazol 0.10
			<b>Ballistic Mortar, % TNT:</b>
			<b>Trouzil Test, % TNT:</b>
<b>75°C International Heat Test:</b> % Loss in 48 Hrs			<b>Plate Dent Test:</b> Method Condition Confined Density, gm/cc Brisance, % TNT
<b>100°C Heat Test:</b> % Loss, 1st 48 Hrs 1.5 % Loss, 2nd 48 Hrs 1.2 Explosion in 100 Hrs None			<b>Detonation Rate:</b> Confinement Condition Charge Diameter, in Density, gm/cc Rate, meters/second
<b>Flammability Index:</b>			
<b>Hygroscopicity:</b> % (a) 100°F, 95% RH, 24 hrs 0.14			
<b>Volatility:</b> 60°C, mg/cm <sup>2</sup> /hr 46			



1,2,4-Butanetriol Trinitrate (BTNT) Liquid

AMCP 706-177

<b>Fragmentation Test:</b>  <b>90 mm HE, M71 Projectile, Lot WC-91:</b> Density, gm/cc Charge Wt, lb  <b>Total No. of Fragments:</b> For TNT For Subject HE  <b>3 inch HE, M42A1 Projectile, Lot K.S. 5:</b> Density, gm/cc Charge Wt, lb  <b>Total No. of Fragments:</b> For TNT For Subject HE	<b>Shaped Charge Effectiveness, TNT = 100:</b>  <table border="1"> <thead> <tr> <th></th> <th>Glass Cones</th> <th>Steel Cones</th> </tr> </thead> <tbody> <tr> <td>Hole Volume</td> <td></td> <td></td> </tr> <tr> <td>Hole Depth</td> <td></td> <td></td> </tr> </tbody> </table>		Glass Cones	Steel Cones	Hole Volume			Hole Depth							
		Glass Cones	Steel Cones												
	Hole Volume														
	Hole Depth														
<b>Color:</b> Yellow oil															
<b>Principal Uses:</b> Explosive plasticizer for nitrocellulose															
<b>Method of Loading:</b>															
<b>Loading Density: gm/cc</b> 1.52															
<b>Fragment Velocity: ft/sec</b> At 9 ft At 25½ ft Density, gm/cc	<b>Storage:</b>  Method  Hazard Class (Quantity-Distance)  Compatibility Group  Exudation														
<b>Blast (Relative to TNT):</b>  <b>Air:</b> Peak Pressure Impulse Energy  <b>Air, Confined:</b> Impulse  <b>Under Water:</b> Peak Pressure Impulse Energy  <b>Underground:</b> Peak Pressure Impulse Energy	Solubility in Water, gm/100 gm. at: <table border="1"> <tbody> <tr> <td>20°C</td> <td>(a)</td> </tr> <tr> <td>60°C</td> <td>0.05</td> </tr> <tr> <td></td> <td>0.15</td> </tr> </tbody> </table> Solubility of Water in, gm/100 gm. (a) 0.05  Solubility, gm/100 gm. at 25°C, in: <table border="1"> <tbody> <tr> <td>Ether</td> <td>∞</td> </tr> <tr> <td>Alcohol</td> <td>∞</td> </tr> <tr> <td>2:1 Ether:Alcohol</td> <td>∞</td> </tr> <tr> <td>Acetone</td> <td>∞</td> </tr> </tbody> </table>	20°C	(a)	60°C	0.05		0.15	Ether	∞	Alcohol	∞	2:1 Ether:Alcohol	∞	Acetone	∞
20°C	(a)														
60°C	0.05														
	0.15														
Ether	∞														
Alcohol	∞														
2:1 Ether:Alcohol	∞														
Acetone	∞														
<b>Hes. of:</b> (a) Combustion, cal/gm 11.0 Explosion, cal/cm 16.7 Gas Volume, cal/cm 100	<b>Viscosity, centipoises:</b> (a) at 25°C														

AMCP 706-177

1,2,4-Butanetriol Trinitrate (BTN) LiquidPreparation (Laboratory Procedure):

To a cooled mixture of 73.8 gm of 100% nitric acid, 46.2 gms of 106.2% sulfuric acid and 60.0 gm of 96.1% sulfuric acid, 30 gms of the original (or redistilled) 1,2,4-butanetriol was added dropwise with agitation for a period of thirty minutes. The temperature of the reaction mixture was kept at 0°-5°C. When the agitation was completed, stirring was continued for one and one-half hours. The mixture was poured into ice water, and the resulting oil suspension was extracted with three 100 milliliter portions of ether. The combined ether extracts were washed with water, then with a 5% sodium bicarbonate solution and finally with water. The neutralized extract was dried with anhydrous calcium chloride and then the ether was evaporated. The yellow oil was dried in a vacuum desiccator over anhydrous calcium chloride until the material was brought to constant weight.

Origin:

1,2,4-butanetriol was first synthesized by Wagner and Ginsberg in 1894 by oxidizing allyl carbinol with potassium permanganate under mild conditions (Ber 27, 2437). Recently the U. S. Rubber Laboratory, under the direction of P. Tawney, devised a new synthesis carried out with allyl acetate and formaldehyde to give 1,2,4-butane triacetate which was readily hydrolysed to butanetriol (U. S. Rubber Company Quarterly Report, May 1948). Working with pure 1,2,4-butanetriol prepared by an improved technique of the Wagner method, the U. S. Naval Laboratory in 1948 nitrated the butanetriol on a laboratory and a pilot plant scale (Reference a).

References:<sup>3</sup>

(a) J. A. Gallagher, F. Macri, J. Bednarik, and F. McCollum, The Synthesis of 1,2,4-Butanetriol and the Evaluation of Its Trinitrate, U. S. Naval Powder Factory Technical Report No. 19, 10 September 1948.

(b) Also see the following Picatinny Arsenal Technical Reports on Butanetriol Trinitrate: 1755 and 1786.

<sup>3</sup>See footnote 1, page 10.

Composition A-3

AMCP 706-177

<b>Composition:</b>		<b>Molecular Weight:</b> 227	
RDX	91	<b>Oxygen Balance:</b>	
Wax	9	CO <sub>2</sub> %	-48
		CO %	-23
<b>C/H Ratio</b>		Density: gm/cc	12,000 psi 1.65
<b>Impact Sensitivity, 2 Kg Wt:</b>		<b>Melting Point: °C</b>	
Bureau of Mines Apparatus, cm	100+	<b>Freezing Point: °C</b>	
Sample Wt 20 mg		<b>Boiling Point: °C</b>	
Picotinny Arsenal Apparatus, in.	16	<b>Refractive Index, n<sub>D</sub><sup>20</sup></b>	
Sample Wt, mg	17	n <sub>D</sub> <sup>25</sup>	
<b>Friction Pendulum Test:</b>		n <sub>D</sub> <sup>30</sup>	
Steel Shoe	Unaffected	<b>Vacuum Stability Test:</b>	
Fiber Shoe	Unaffected	cc/40 Hrs, at	
<b>BM's Bullet Impact Test:</b>		90°C	
Trials	%	100°C 0.3	
Explosions	0	120°C 0.6	
Partials	0	135°C	
Burned	0	150°C	
Unaffected	100	<b>200 Gram Bomb Sand Test:</b>	
<b>Explosion Temperature: °C</b>		Sand, gm 51.5	
Seconds, 0.1 (no cap used)		<b>Sensitivity to Initiation:</b>	
1		Minimum Detonating Charge, gm	
5	Decomposes 250	Mercury Fulminate 0.22*	
10		Lead Azide 0.25*	
15		* Alternative initiating charges	
20		<b>Ballistic Mortar, % TNT: (a) 13</b>	
<b>75°C International Heat Test:</b>		<b>Trauzl Test, % TNT:</b>	
% Loss in 48 Hrs		<b>Plate Dent Test: (b)</b>	
<b>100°C Heat Test:</b>		Method B B	
% Loss, 1st 48 Hrs	0.15	Condition Pressed Pressed	
% Loss, 2nd 48 Hrs	0.15	Confined No No	
Explosion in 100 Hrs	None	Density, gm/cc 1.61 1.20	
<b>Flammability Index:</b> 195		Brisance, % TNT 126 75	
<b>Hygroscopicity: % 30°C, 90% RH</b> 0.0		<b>Detonation Rate: (c)</b>	
<b>Volatility: 50°C, 15 days</b> 7.03		Confinement None	
		Condition Pressed	
		Charge Diameter, in. 1.0	
		Density, gm/cc 1.59	
		Rate, meters/second 8100	

AMCP 706-177

Composition A-3

<b>Fragmentation Test:</b>  <b>90 mm HE, M71 Projectile, Lot WC-91:</b> Density, gm/cc            1.62 Charge Wt, lb              2.102  <b>Total No. of Fragments:</b> For TNT                      703 For Subject HE              1138  <b>3 inch HE, M42A1 Projectile, Lot KC-5:</b> Density, gm/cc            1.64 Charge Wt, lb              0.861  <b>Total No. of Fragments:</b> For TNT                      514 For Subject HE              710	<b>Shaped Charge Effectiveness, TNT = 100:</b>  <table style="width:100%; border:none;"> <tr> <td style="text-align:center;">Glass Cones</td> <td style="text-align:center;">Steel Cones</td> </tr> <tr> <td>Hole Volume</td> <td></td> </tr> <tr> <td>Hole Depth</td> <td></td> </tr> </table>	Glass Cones	Steel Cones	Hole Volume		Hole Depth												
	Glass Cones	Steel Cones																
Hole Volume																		
Hole Depth																		
	<b>Color:</b> White-buff																	
	<b>Principal Uses:</b> HE, SAP, AP projectiles; Shaped Charges																	
	<b>Method of Loading:</b> Pressed																	
	<table style="width:100%; border:none;"> <tr> <td style="text-align:center;"><b>Loading Density: gm/cc</b></td> <td style="text-align:center;"><b>psi x 10<sup>3</sup></b></td> </tr> <tr> <td style="text-align:center;">3</td> <td style="text-align:center;">12</td> </tr> <tr> <td style="text-align:center;">1.47</td> <td style="text-align:center;">1.65</td> </tr> </table>	<b>Loading Density: gm/cc</b>	<b>psi x 10<sup>3</sup></b>	3	12	1.47	1.65											
<b>Loading Density: gm/cc</b>	<b>psi x 10<sup>3</sup></b>																	
3	12																	
1.47	1.65																	
<b>Fragment Velocity: ft/sec</b> At 9 ft                            2800 At 25 1/4 ft                      2530 Density, gm/cc                1.61	<b>Storage:</b>  Method                            Dry  Hazard Class (Quantity-Distance)    Class 9  Compatibility Group                Group I  Explosion                      does not exude at 65°C when waxes melting sharply at or above 75°C are used.																	
<b>Blast (Relative to TNT):</b>  <b>Air:</b> Peak Pressure Impulse Energy  <b>Air, Confined:</b> Impulse  <b>Under Water:</b> Peak Pressure Impulse Energy  <b>Underground:</b> Peak Pressure Impulse Energy	<b>Preparation:</b> A water slurry of RDX is heated to 100°C with agitation. Wax and a wetting agent are added and the mixture, under agitation, is cooled below the melting point of the wax. The wax coated RDX is collected on a filter and air dried at 75°C.  Effect of Temperature on Fate of Detonation:                      (e) <table style="width:100%; border:none;"> <tr> <td style="text-align:center;">16 hrs at, °C</td> <td style="text-align:center;">-54</td> <td style="text-align:center;">21</td> </tr> <tr> <td style="text-align:center;">Density, gm/cc</td> <td style="text-align:center;">1.51</td> <td style="text-align:center;">1.51</td> </tr> <tr> <td style="text-align:center;">Rate, m/sec</td> <td style="text-align:center;">7600</td> <td style="text-align:center;">7620</td> </tr> </table> <b>Booster Sensitivity Test:</b> (d) <table style="width:100%; border:none;"> <tr> <td style="text-align:center;">Condition</td> <td style="text-align:center;">Pressed</td> </tr> <tr> <td style="text-align:center;">Tetryl, gm</td> <td style="text-align:center;">100</td> </tr> <tr> <td style="text-align:center;">Wax, in. for 50% Detonation</td> <td style="text-align:center;">1.70</td> </tr> <tr> <td style="text-align:center;">Density, gm/cc</td> <td style="text-align:center;">1.62</td> </tr> </table> <b>Heat of:</b> Combustion, cal/gm                      1210	16 hrs at, °C	-54	21	Density, gm/cc	1.51	1.51	Rate, m/sec	7600	7620	Condition	Pressed	Tetryl, gm	100	Wax, in. for 50% Detonation	1.70	Density, gm/cc	1.62
16 hrs at, °C	-54	21																
Density, gm/cc	1.51	1.51																
Rate, m/sec	7600	7620																
Condition	Pressed																	
Tetryl, gm	100																	
Wax, in. for 50% Detonation	1.70																	
Density, gm/cc	1.62																	

Composition A-3

AMCP 706-177

Compatibility with Metals:

Dry - Aluminum, stainless steel, mild steel, mild steel coated with acid-proof black paint and mild steel plated with nickel or zinc are unaffected. Copper, magnesium, magnesium-aluminum alloy, brass and mild steel plated with cadmium or copper are slightly affected.

Wet - Stainless steel is unaffected. Copper, aluminum, magnesium, brass, mild steel, mild steel coated with acid-proof black paint and mild steel plated with copper, cadmium, nickel or zinc are slightly affected.

Origin:

Developed by the British during World War II as RDX and beeswax. Subsequent changes in the United States replaced beeswax with synthetic wax, changed the granulation of RDX and improved the method of manufacture.

Destruction by Chemical Decomposition:

RDX Composition A-3 (RDX/wax, 91/9) is decomposed by adding it slowly to 25 times its weight of boiling 5% sodium hydroxide. Boiling of the solution is continued for one-half hour.

References:<sup>9</sup>

(a) L. C. Smith and E. G. Eyster, Physical Testing of Explosives, Part III - Miscellaneous Sensitivity Tests; Performance Tests, OSRD Report No. 5746, 27 December 1945.

(b) D. P. MacDougall, Methods of Physical Testing, OSRD Report No. 803, 11 August 1942.

(c) G. H. Messerly, The Rate of Detonation of Various Explosive Compounds, OSRD Report No. 1219, 22 February 1943.

M. D. Hurwitz, The Rate of Detonation of Various Compounds and Mixtures, OSRD Report No. 5611, 15 January 1946.

(d) L. C. Smith and S. R. Walton, A Consideration of RDX/Wax Mixtures as a Substitute for Tetryl in Boosters, NOL Memo 10,303, dated 15 June 1949.

(e) W. F. McGarry and T. W. Stevens, Detonation Rates of the More Important Military Explosives at Several Different Temperatures, PATR No. 2383, November 1956.

(f) Also see the following Picatinny Arsenal Technical Reports on RDX Composition A-3:

<u>0</u>	<u>1</u>	<u>2</u>	<u>3</u>	<u>4</u>	<u>5</u>	<u>6</u>	<u>7</u>	<u>8</u>	<u>9</u>
1380	1451	1492	1493	1424	1325	1556	1657	1336	1639
1910	1761	2112		1614	1585	1936	1737	1368	2179
				1634	1595		1797	1723	
				2154	1715			1835	
					1835				
					2235				

<sup>9</sup>See footnote 1, page 10.

AMCP 706-177

Composition B

<b>Composition:</b> % RDX 60 TNT 40 Wax, added 1  C/H Ratio	<b>Molecular Weight:</b> 224	
	<b>Oxygen Balance:</b> CO <sub>2</sub> % -43 CO % 10	
	<b>Density: gm/cc</b>	Cast 1.65
	<b>Melting Point: °C</b>	(1) 78-80
<b>Impact Sensitivity, 2 Kg Wt:</b> Bureau of Mines Apparatus, cm 75 Sample Wt 20 mg Picatinny Arsenal Apparatus, in. 14 Sample Wt, mg 19	<b>Freezing Point: °C</b>	
	<b>Boiling Point: °C</b>	
	<b>Refractive Index, n<sub>D</sub><sup>20</sup></b> n <sub>D</sub> <sup>25</sup> n <sub>D</sub> <sup>30</sup>	
<b>Friction Pendulum Test:</b> Steel Shoe Unaffected Fiber Shoe Unaffected	<b>Vacuum Stability Test:</b> cc/40 Hrs, at 90°C 100°C 0.7 120°C 0.9 135°C 150°C 11+	
<b>Rifle Bullet Impact Test:</b> Trials Explosions 3 Partials 13 Burned 4 Unaffected 80	<b>200 Gram Bomb Sand Test:</b> Sand, gm 54.0	
<b>Explosion Temperature: °C</b> Seconds, 0.1 (no cap used) 526 1 368 5 Decomposes 278 10 255 15 ≥ 250 20 ≥ 250	<b>Sensitivity to Initiation:</b> Minimum Detonating Charge, gm Mercury Fulminate 0.22* Lead Azide 0.20* Tetryl * Alternative initiating charges	
<b>75°C International Heat Test:</b> % Loss in 48 Hrs	<b>Ballistic Mortar, % TNT: (a)</b> 133	
	<b>Trouz Test, % TNT: (b)</b> 130	
<b>100°C Heat Test:</b> % Loss, 1st 48 Hrs 0.2 % Loss, 2nd 48 Hrs 0.2 Explosion in 100 Hrs None	<b>Plate Dent Test: (c)</b> Method B Condition Cast Confined No Density, gm/cc 1.71 Brisance, % TNT 132	
	<b>Detonation Rate:</b> Confinement None Condition Cast Charge Diameter, in. 1.0 Density, gm/cc 1.68 Rate, meters/second 7540	
<b>Flammability Index:</b> 177		
<b>Hygroscopicity: % 30°C, 90% RH</b> 0.02		
<b>Volatility:</b>		

Composition B

AMCP 706-177

<b>Breacher Sealing Test:</b> Condition: (d) Cast Tetryl, gm: 100 Wax, in. for 50% Detonation: 1.40 Wax, gm: Density, gm/cc: 1.65	<b>Decomposition Equation:</b> Oxygen, atoms/sec (Z/sec) Heat, kilocalorie/mole (ΔH, kcal/mol) Temperature Range, °C Phase																				
<b>Heat of:</b> (e) Combustion, cal/gm: 2790 Explosion, cal/gm: 1240 Gas Volume, cc/gm Formation, cal/gm Fusion, cal/gm (1): 8.0	<b>Armor Plate Impact Test:</b> (e)  <b>60 mm Mortar Projectile:</b> 50% Inert, Velocity, ft/sec: 209 Aluminum Fineness  <b>500-lb General Purpose Bombs:</b>  Plate Thickness, inches <table border="1"> <thead> <tr> <th></th> <th>Trials</th> <th>% Inert</th> </tr> </thead> <tbody> <tr> <td>1</td> <td>4</td> <td>100</td> </tr> <tr> <td>1 1/4</td> <td>6</td> <td>50</td> </tr> <tr> <td>1 1/2</td> <td>2</td> <td>0</td> </tr> <tr> <td>1 3/4</td> <td>0</td> <td></td> </tr> </tbody> </table>		Trials	% Inert	1	4	100	1 1/4	6	50	1 1/2	2	0	1 3/4	0						
	Trials	% Inert																			
1	4	100																			
1 1/4	6	50																			
1 1/2	2	0																			
1 3/4	0																				
<b>Specific Heat: cal/gm/°C</b> (2) <table border="1"> <thead> <tr> <th>°C</th> <th></th> <th>°C</th> <th></th> </tr> </thead> <tbody> <tr> <td>-75</td> <td>0.235</td> <td>75</td> <td>0.376</td> </tr> <tr> <td>0</td> <td>0.220</td> <td>85</td> <td>0.354</td> </tr> <tr> <td>25</td> <td>0.252</td> <td>90</td> <td>0.341</td> </tr> <tr> <td>50</td> <td>0.305</td> <td>100</td> <td>0.312</td> </tr> </tbody> </table>	°C		°C		-75	0.235	75	0.376	0	0.220	85	0.354	25	0.252	90	0.341	50	0.305	100	0.312	
°C		°C																			
-75	0.235	75	0.376																		
0	0.220	85	0.354																		
25	0.252	90	0.341																		
50	0.305	100	0.312																		
<b>Burning Rate:</b> cm/sec																					
<b>Thermal Conductivity:</b> cal/sec/cm/°C																					
<b>Coefficient of Expansion:</b> Linear, %/°C  Volume, %/°C																					
<b>Hardness, Mohs' Scale:</b>																					
<b>Young's Modulus:</b> E', dynes/cm <sup>2</sup> E, lb/inch <sup>2</sup> Density, gm/cc																					
<b>Compressive Strength:</b> lb/inch <sup>2</sup> (b): 1610-2580 Density, gm/cc: 1.68																					
<b>Vapor Pressure:</b> °C                      mm Mercury																					
	<b>Bomb Drop Test:</b>  <b>T7, 2000-lb Semi-Armor-Piercing Bomb vs Concrete:</b>  Max Safe Drop, ft  <b>500-lb General Purpose Bomb vs Concrete:</b> <table border="1"> <thead> <tr> <th rowspan="2">Height, ft</th> <th colspan="2">Trials</th> </tr> <tr> <th>No Seal</th> <th>Seal</th> </tr> </thead> <tbody> <tr> <td>4000</td> <td>65</td> <td>39</td> </tr> <tr> <td></td> <td>58</td> <td>36</td> </tr> <tr> <td></td> <td>2</td> <td>2</td> </tr> <tr> <td></td> <td>5</td> <td>1</td> </tr> </tbody> </table> <b>1000-lb General Purpose Bomb vs Concrete:</b>  Height, ft Trials Unaffected Low Order High Order	Height, ft	Trials		No Seal	Seal	4000	65	39		58	36		2	2		5	1			
Height, ft	Trials																				
	No Seal	Seal																			
4000	65	39																			
	58	36																			
	2	2																			
	5	1																			

AMCP 706-177

Composition B

<b>Fragmentation Test:</b> <b>90 mm HE, M71 Projectile, Lot WC-91:</b> Density, gm/cc 1.65 Charge Wt, lb 2.187  <b>Total No. of Fragments:</b> For TNT 703 For Subject HE 998  <b>3 inch HE, M42A1 Projectile, Lot KC-5:</b> Density, gm/cc 1.67 Charge Wt, lb 0.882  <b>Total No. of Fragments:</b> For TNT 514 For Subject HE 701		<b>Shaped Charge Effectiveness, TNT = 100:</b> (g) (h) Glass Cones Steel Cones Hole Volume 178 162 Hole Depth 125 148	
		<b>Color:</b> Yellow-brown	
		<b>Principal Uses:</b> Fragmentation bombs, HE projectiles, grenades, shaped charges	
		<b>Method of Loading:</b> Cast	
		<b>Loading Density: gm/cc</b> 1.68	
<b>Fragment Velocity: ft/sec</b> At 9 ft 2940 At 251 ft 2680 Density, gm/cc 1.68		<b>Storage:</b>  <b>Method</b> Dry  <b>Hazard Class (Quantity-Distance)</b> Class 9  <b>Compatibility Group</b> Group I  Exudation Very slight when stored at 71°C	
<b>Blast (Relative to TNT):</b> (r)  <b>Air:</b> Peak Pressure 110 Impulse 110 Energy 116  <b>Air, Confined:</b> Impulse 75  <b>Under Water:</b> Peak Pressure 110 Impulse 108 Energy 121  <b>Underground:</b> Peak Pressure 104 Impulse 97 Energy 107 Crater radius cubed 107		<b>Origin:</b> RDX Composition B was developed by the British between World War I and World War II. It was standardized by the United States early in World War II.  <b>Effect of Temperature on Rate of Detonation:</b> (1) 16 hrs at, °C -54 24 Density, gm/cc 1.69 1.69 Rate, m/sec 7720 7660  <b>Bulk Modulus at Room Temperature (25°-30°C):</b> (1) % Wax in Comp B 1 2 3 Dynes/cm <sup>2</sup> x 10 <sup>-10</sup> 5.10 3.54 2.34 Density, gm/cc 1.72 1.70 1.67 <b>Viscosity, poises:</b> Temp, °C 3.1 25°C 2.7	



AMCP 706-177

Composition BCompatibility with Metals:

Dry - Magnesium, aluminum, magnesium-aluminum alloy, mild steel, stainless steel, mild steel coated with acid-proof black paint and mild steel plated with zinc or nickel are unaffected. Copper, brass and mild steel plated with copper or cadmium are slightly affected.

Wet - Aluminum and stainless steel are unaffected. Copper, brass, mild steel, mild steel coated with acid-proof black paint and mild steel plated with cadmium, copper, nickel or zinc are slightly affected. Magnesium and magnesium-aluminum alloy are more heavily affected.

Preparation:

Water wet RDX is added slowly with stirring to molten T<sup>m</sup> melted in a steam-jacketed kettle at a temperature of 100°C. Some water is poured off and heating and stirring are continued until all moisture is evaporated. Wax is then added and when thoroughly mixed, the composition is cooled to a satisfactory pouring temperature. It is cast directly into ammunition components or in the form of chips when Composition B is to be stored.

Destruction by Chemical Decomposition:

RDX Composition B is decomposed in 12 parts by weight of technical grade acetone heated to 45°C. While this is stirred vigorously, there is added 12 parts of a solution, heated to 70°C, of 1 part sodium sulfide ( $\text{Na}_2\text{S} \cdot 9\text{H}_2\text{O}$ ) in 4 parts water. The sulfide solution is added slowly so that the temperature of the acetone solution does not rise above 60°C. After addition is complete, stirring is continued for one-half hour.

References:<sup>10</sup>

- (a) L. C. Smith and E. G. Eyster, Physical Testing of Explosives, Part III - Miscellaneous Sensitivity Tests; Performance Tests, OSRD Report No. 5746, 27 December 1945.
- (b) Philip C. Keenan and Dorothy Pipes, Table of Military High Explosives, Second Revision, NAVORD Report No. 87-46, 26 July 1946.
- (c) D. P. MacDougall, Methods of Physical Testing, OSRD Report No. 803, 11 August 1942.
- (d) L. C. Smith and S. R. Walton, A Consideration of RDX/Wax Mixtures as a Substitute for Tetryl in Boosters, NOL Memo 10,303, 15 June 1949.
- (e) Committee of Divisions 2 and 8, NDRC, Report on HPM and Tritonal, OSRD Report No. 5406, 31 July 1945.
- (f) W. R. Tomlinson, Jr., Blast Effects of Bomb Explosives, PA Tech Div Lecture, 9 April 1948.
- (g) Eastern Laboratory, du Pont, Investigation of Cavity Effect, Sec III, Variation of Cavity Effect with Explosive Composition, NDRC Contract W-672-ORD-5723.
- (h) Eastern Laboratory du Pont, Investigation of Cavity Effect, Final Report, E Lab du Pont, Contract W-672-ORD-5723, 18 September 1943.
- (i) W. F. McGarry and T. W. Stevens, Detonation Rates of the More Important Military Explosives at Several Different Temperatures, PATR No. 2383, November, 1956.

<sup>10</sup>See footnote 1, page 10.

AMCP 706-177

Composition B

(j) W. S. Cramer, Bulk Compressibility Data on Several High Explosives, NAVORD Report No. 4300, 15 September 1956.

(k) Also see the following Picatinny Arsenal Technical Reports on RDX Composition B:

<u>0</u>	<u>1</u>	<u>2</u>	<u>3</u>	<u>4</u>	<u>5</u>	<u>6</u>	<u>7</u>	<u>8</u>	<u>9</u>
1360	1211	1402	1313	1424	1325	1466	1207	1338	1339
1530	1451	1482	1433	1424	1435	1476	1437	1388	1379
2100	2131	1592	1803	1944	1585	1556	1457	1438	1469
2160	2151		1983	2004	1595	1756	1737	1458	1819
2190			2053	2104	1865	1956	1797	1688	2019
			2063		1885	2237	2007	1728	
			2103		2055		2147	1828	
			2233		2125			1838	
					2155			1978	
					2175			2008	
					2235			2138	
								2168	

(l) C. Lenchitz, W. Beach and R. Valicky, Enthalpy Changes, Heat of Fusion and Specific Heat of Basic Explosives, PATR No. 2504, January 1959.

Composition B, Desensitized

AMCP 706-177

Composition:		I*	II**	Molecular Weight:	I*	II**
%					See Cyclonite	See Comp B
RDX		60	55.2	Oxygen Balance:		
TNT		40	40.0	CO %	See Cyclonite	See Comp B
Wax, added, (Stanolind or Aristowax, 1650/1700F)		5		CO %	See Cyclonite	See Comp B
Vinylseal (MA28-14), added		2		Density: gm/cc	Cast	1.65 1.65
Vistanex (B120)			1.2	Melting Point: °C		
Albecer Wax			3.6	Freezing Point: °C		
C/H Ratio				Boiling Point: °C		
Impact Sensitivity, 2 Kg Wt:		I*	II**	Refractive Index, n <sub>D</sub> <sup>20</sup>		
Bureau of Mines Apparatus, cm		95		n <sub>D</sub> <sup>25</sup>		
Sample Wt 20 mg				n <sub>D</sub> <sup>30</sup>		
Picatinny Arsenal Apparatus, in.		14	13			
Sample Wt, mg		17	16			
Friction Pendulum Test:				Vacuum Stability Test:	I*	II**
Steel Shoe	Unaffected			cc/40 Hrs, at		
Fiber Shoe	Unaffected			90°C		
Rifle Bullet Impact Test:	Trials			100°C		
	%	I*	II**	120°C	0.99	0.92
Explosions		0	0	135°C		
Partials		0	0	150°C	11+	11+
Burned		5	0	250 Gram Bomb Sand Test:	I*	II**
Unaffected		95	100	Sand, gm	52.7	55.0
Explosion Temperature:	°C	I*	II**	Sensitivity to Initiation:	I*	II**
Seconds, 0.1 (no cap used)				Minimum Detonating Charge, gm		
1				Mercury Fulminate		
5 Decomposes		260	270	Lead Azide	0.22	0.26
10				Tetryl		
15				Ballistic Mortar, % TNT:		
20				Trouz Test, % TNT:		
75°C International Heat Test:				Plate Dent Test:		
% Loss in 48 Hrs				Method		
10% C Heat Test:		I*	II**	Condition		
% Loss, 1st 48 Hrs		0.05	0.12	Confined		
% Loss, 2nd 48 Hrs		0.19	0.18	Density, gm/cc		
Explosion in 100 Hrs		None	None	Brisance, % TNT		
Flammability Index:				Detonation Rate:		
Hygroscopicity: %				Confinement		
30°C, 90% RH		0.00	0.00	Condition		
Volatility:		Nil	Nil	Charge Diameter, in.		
				Density, gm/cc		
				Rate, meters/second		

\*Desensitized Comp B, designated I, uses emulsified wax.  
 \*\*Desensitized Comp B, designated II, uses coated RDX.

AMCP 706-177

Composition B, Desensitized

<b>Fragmentation Test:</b>  <b>90 mm HE, M71 Projectile, Lot WC-91:</b> Density, gm/cc Charge Wt, lb  <b>Total No. of Fragments:</b> For TNT For Subject HE  <b>3 inch HE, M42A1 Projectile, Lot KC-5:</b> Density, gm/cc Charge Wt, lb  <b>Total No. of Fragments:</b> For TNT For Subject HE	<b>Shaped Charge Effectiveness, TNT = 100:</b>													
		Glass Cones     Steel Cones												
		Hole Volume Hole Depth												
		<b>Color:</b> Yellow-brown												
		<b>Principal Uses:</b> Bombs												
	<b>Method of Loading:</b> Cast													
	<b>Loading Density:</b> gm/cc                1.65													
<b>Fragment Velocity: ft/sec</b> At 9 ft At 25 1/2 ft Density, gm/cc	<b>Storage:</b>  Method                                         Dry  Hazard Class (Quantity-Distance)     Class 9  Compatibility Group                        Group I  Exudation													
<b>Blast (Relative to TNT):</b>  <b>Air:</b> Peak Pressure Impulse Energy  <b>Air, Confined:</b> Impulse  <b>Under Water:</b> Peak Pressure Impulse Energy  <b>Underground:</b> Peak Pressure Impulse Energy	<b>Viscosity, poises:</b> <u>I*</u> <u>II**</u>  Temp, 83°C                                 3.5                3.1 95°C                2.6                2.7													
	<b>References:</b>  (a) See the following Picatinny Arsenal Technical Reports on RDX Composition B, Desensitized:													
	<table border="0"> <tr> <td style="text-align: center;"><u>1</u></td> <td style="text-align: center;"><u>3</u></td> <td style="text-align: center;"><u>5</u></td> <td style="text-align: center;"><u>6</u></td> </tr> <tr> <td style="text-align: center;">2191</td> <td style="text-align: center;">1313</td> <td style="text-align: center;">1439</td> <td style="text-align: center;">1756</td> </tr> <tr> <td></td> <td style="text-align: center;">2053</td> <td style="text-align: center;">1269</td> <td></td> </tr> </table>	<u>1</u>	<u>3</u>	<u>5</u>	<u>6</u>	2191	1313	1439	1756		2053	1269		
<u>1</u>	<u>3</u>	<u>5</u>	<u>6</u>											
2191	1313	1439	1756											
	2053	1269												
*Desensitized Comp B, designated I, uses emulsified wax. **Desensitized Comp B, designated II, uses coated RDX.														

Composition C

AMCP 706-177

<b>Composition:</b> % RDX 88.3 Plasticizer, non-explosive 11.7* *Nonexplosive oily plasticizer containing 0.6% lecithin. C/H Ratio		<b>Molecular Weight:</b> Oxygen Balance: CO <sub>2</sub> % CO %	
		Density: gm/cc	
		Melting Point: °C	
		Freezing Point: °C	
<b>Impact Sensitivity, 2 Kg Wt:</b> Bureau of Mines Apparatus, cm 100+ Sample Wt 20 mg Picatinny Arsenal Apparatus, in. Sample Wt, mg		<b>Boiling Point: °C</b> Refractive Index, n <sub>D</sub> <sup>20</sup> n <sub>D</sub> <sup>25</sup> n <sub>D</sub> <sup>30</sup>	
<b>Friction Pendulum Test:</b> Steel Shoe Fiber Shoe		<b>Vacuum Sensitivity Test:</b> cc/40 Hrs, at 90°C 100°C 0.3 120°C 0.7 135°C 150°C	
<b>Rifle Bullet Impact Test:</b> Trials % Explosions 0 Partials 0 Burned 0 Unaffected 100		<b>200 Gram Bomb Sens Test:</b> Sand, gm 46.5	
<b>Explosion Temperature:</b> °C Seconds, 0.1 (no cap used) 1 5 Decomposes 285 10 15 20		<b>Sensitivity to Initiation:</b> Minimum Detonating Charge, gm Mercury Fulminate Lead Azide 0.25 Tetryl 0.11	
<b>75°C International Heat Test:</b> % Loss in 48 Hrs		<b>Ballistic Mortar, % TNT: (a)</b> 120	
<b>100°C Heat Test:</b> % Loss, 1st 48 Hrs 0.04 % Loss, 2nd 48 Hrs 0.00 Explosion in 100 Hrs None		<b>Trazol Test, % TNT:</b> <b>Plate Dent Test:</b> Method A Condition Hand Tamped Confined Yes Density, gm/cc 1.58 Brisance, % TNT 112	
<b>Flammability Index:</b>		<b>Detonation Rate:</b> Confinement Condition Charge Diameter, in. Density, gm/cc Rate, meters/second	
<b>Hygroscopicity: %</b> 30°C, 95% RH 0.25			
<b>Volatility:</b> 25°C, 5 days 0.00			

AMCP 706-177

Composition C

<b>Fragmentation Test:</b>  <b>90 mm HE, M71 Projectile, Lot WC-91:</b> Density, gm/cc Charge Wt, lb  <b>Total No. of Fragments:</b> For TNT For Subject HE  <b>3 inch HE, M2A1 Projectile, Lot KC-5:</b> Density, gm/cc Charge Wt, lb  <b>Total No. of Fragments:</b> For TNT For Subject HE	<b>Shaped Charge Effectiveness, TNT = 100:</b> (f) (g) Glass Cones Steel Cones Hole Volume 113 114 Hole Depth 101 11
	<b>Color:</b> White
	<b>Principal Uses:</b> Plastic demolition explosive
	<b>Method of Loadings:</b> Hand tamped
<b>Fragment Velocity: ft/sec</b> At 9 ft At 25½ ft Density, gm/cc	<b>Loading Density: gm/cc</b> 1.49
	<b>Storage:</b>  <b>Method:</b> Dry  <b>Hazard Class (Quantity-Distance):</b> Class 9  <b>Compatibility Group:</b> Group I  <b>Exudation:</b> Exudes above 40°C
<b>Blast (Relative to TNT):</b>  <b>Air:</b> Peak Pressure Impulse Energy  <b>Air, Confined:</b> Impulse  <b>Under Water:</b> Peak Pressure Impulse Energy  <b>Underground:</b> Peak Pressure Impulse Energy	<b>Plasticity:</b>  Below 0°C Brittle (0°C) 0-40°C Plastic Above 40°C Exudes (40°C)
	<b>References:</b>  See references for Composition C-4.

Composition C-2

AMCP 706-177

<b>Composition:</b> % RDX 78.7 TNT 5.0 DNT 12.0 MFT 2.7 RC 0.6 Solvent 1.0  C/H Ratio		<b>Molecular Weigl.</b>  <b>Oxygen Balance:</b> CO <sub>2</sub> % CO %  Density: gm/cc  Melting Point: °C  Freezing Point: °C	
<b>Impact Sensitivity, 3 Kg Wt:</b> Bureau of Mines Apparatus, cm 90 Sample Wt 20 mg Picatinny Arsenal Apparatus, in. Sample Wt, mg		<b>Boiling Point: °C</b>  <b>Refractive Index, n<sub>D</sub><sup>20</sup></b> n <sub>D</sub> <sup>20</sup> n <sub>D</sub> <sup>25</sup>	
<b>Friction Pendulum Test:</b> Steel Shoe Fiber Shoe		<b>Vacuum Stability Test:</b> cc/40 Hrs, at 90°C 100°C 2.0 120°C 9.0 135°C 150°C	
<b>Rifle Bullet Impact Test:</b> Trials Explosions 0 Partials 20 Burned 0 Unaffected 80		<b>200 Gram Bomb Sand Test:</b> Sand, gm 47.5	
<b>Explosion Temperature: °C</b> Secnds, 0.1 (no cap used) 1 5 Decomposes 285 10 15 20		<b>Sensitivity to Initiation:</b> Minimum Detonating Charge, gm Mercuric Fulminate Lead Azide 0.25 Tetryl 0.10	
<b>75°C International Heat Test:</b> % Loss in 48 Hrs		<b>Ballistic Meter, % TNT: (a)</b> 126	
<b>100°C Heat Test:</b> % Loss, 1st 48 Hrs 1.8 % Loss, 2nd 48 Hrs 1.4 Explosion in 100 Hrs None		<b>Treuzl Test, % TNT:</b>  <b>Pate Dent Test: (c)</b> Method B Condition Hand tamped Confined No Density, gm/cc 1.52 Brisance, % TNT 111	
<b>Flammability Index:</b> 178		<b>Detonation Rate: (d)</b> Confinement None Condition Hand tamped Charge Diameter, in. 2.0 Density, gm/cc 1.57 Rate, meters/second 7660	
<b>Hygroscopicity: % 30°C, 95% RH</b> 0.55			
<b>Volatility: 25°C, 5 days</b> 0.00			

AMCP 706-177

Composition C-2

<b>Fragmentation Test:</b>  <b>90 mm HE, M71 Projectile, Lot WC-91:</b> Density, gm/cc Charge Wt, lb  <b>Total No. of Fragments:</b> For TNT For Subject HE  <b>3 inch HE, M42A1 Projectile, Lot KC-5:</b> Density, gm/cc Charge Wt, lb  <b>Total No. of Fragments:</b> For TNT For Subject HE	<b>Shaped Charge Effectiveness, TNT = 100:</b>	
	Glass Cones	Steel Cones
	Hole Volume Hole Depth	
	<b>Color:</b> White	
	<b>Principal Uses:</b> Plastic demolition explosive	
	<b>Method of Loading:</b> Hand tamped	
	<b>Loading Density: gm/cc</b>	1.57
<b>Fragment Velocity: ft/sec</b> At 9 ft At 25½ ft Density, gm/cc	<b>Storage:</b>	
	<b>Method</b>	Dry
	<b>Hazard Class (Quantity-Distance)</b>	Class 9
	<b>Compatibility Group</b>	Group I
<b>Blast (Relative to TNT):</b>	<b>Exudation</b> Volatilizes above 52°C	
<b>Air:</b> Peak Pressure Impulse Energy	<b>Plasticity:</b>	
<b>Air, Confined:</b> Impulse	Below 0°C 0-40°C above 40°C	Plastic (-30°C) Plastic Hard (52°C)*
<b>Under Water:</b> Peak Pressure Impulse Energy	*Due to volatilization of plasticizer.	
<b>Underground:</b> Peak Pressure Impulse Energy	<b>References:</b> See references for Composition C-4.	



Composition C-3

AMCP 706-177

<b>Composition:</b>		<b>Molecular Weight:</b>	
%		<b>Oxygen Release:</b>	
RDX	77	CO <sub>2</sub> %	
Tetryl	3	CO %	
TNT	4	<b>Density: gm/cc</b>	
INF	10	<b>Melting Point: °C</b>	
MFT	5	<b>Freezing Point: °C</b>	
BC	1	<b>Boiling Point: °C</b>	
C/H Ratio		<b>Refractive Index, n<sub>D</sub><sup>20</sup></b>	
<b>Impact Sensitivity, 2 Kg Wt:</b>		<b>20°</b>	
Bureau of Mines Apparatus, cm	100+	<b>30°</b>	
Sample Wt 20 mg		<b>40°</b>	
Picatinny Arsenal Apparatus, in.	14	<b>50°</b>	
Sample Wt, mg	33	<b>60°</b>	
<b>Friction Pendulum Test:</b>		<b>Vacuum Stability Test:</b>	
Steel Shoe	Unaffected	cc/40 Hrs, at	
Fiber Shoe	Unaffected	90°C	
<b>Rifle Bullet Impact Test:</b>		100°C	1.21
	<b>Trials</b>	120°C	11+
Explosions	%	135°C	
Partials	40	150°C	
Burned	0	<b>2 1/2 Gram Bomb Shed Test:</b>	
Unaffected	60	Sand, gm	53.1
<b>Explosion Temperature: °C</b>		<b>Sensitivity to Initiation:</b>	
Seconds, 0.1 (no cap used)		Minimum Detonating Charge, gm	
1		Mercury Fulminate	
5	Decomposes 280	Lead Azide	0.20
10		Tetryl	0.08
15		<b>Ballistic Mortar, % TNT: (a)</b>	
20		126	
<b>75°C International Heat Test:</b>		<b>Troust Test, % TNT: (b)</b>	
% Loss in 48 Hrs		(c)	
<b>100°C Heat Test:</b>		<b>Plate Dent Test:</b>	
% Loss, 1st 48 Hrs	3.20	Method	B
% Loss, 2nd 48 Hrs	1.63	Condition	Hand tamped
Explosion in 100 Hrs	None	Confined	No
<b>Flammability Index:</b>		Density, gm/cc	1.57
<b>Hygroscopicity: % 30°C, 95% RH</b>		Brisance, % TNT	118
2.4		<b>Detonation Rate: (d)</b>	
<b>Volatility: 25°C, 5 days</b>		Confinement	None
1.15		Condition	Hand tamped
		Charge Diameter, in.	1.0
		Density, gm/cc	1.60
		Rate, meters/second	7625

AMCP 706-177

Composition C-3

<b>Fragmentation Test:</b>  <b>90 mm HE, M71 Projectile, Lot WC-91:</b> Density, gm/cc                      158 Charge Wt, lb                         2045  <b>Total No. of Fragments:</b> For TNT                                 703 For Subject HE                         944  <b>2 inch HE, M43A1 Projectile, Lot KC-5:</b> Density, gm/cc                      1.60 Charge Wt, lb                         0.842  <b>Total No. of Fragments:</b> For TNT                                 514 For Subject HE                         671	<b>Shaped Charge Effectiveness, TNT = 100:</b>  Glass Cones      Steel Cones Hole Volume Hole Depth
	<b>Color:</b> Yellow
	<b>Principal Use:</b> Plastic demolition explosive
	<b>Method of Loading:</b> Hand tamped
	<b>Loading Density, gm/cc:</b> 1.58
<b>Fragment Velocity: ft/sec</b> At 9 ft At 25½ ft Density, gm/cc	<b>Storage:</b>  Method    Dry  Hazard Class (Quantity-Distance)                      Class 9  Compatibility Group    Group I  Exudation    Exudes at 77°C
<b>Blast (Relative to TNT):</b>  <b>Air:</b> Peak Pressure    105 Impulse    109 Energy  <b>Air, Confined:</b> Impulse  <b>Under Water:</b> Peak Pressure Impulse Energy  <b>Underground:</b> Peak Pressure Impulse Energy	<b>Plasticity:</b>  Below 0°C    Hard (-29°C) 0-40°C    Plastic Above 40°C    Exudes (77°C)  <b>Booster Sensitivity Test:</b> (h)  Condition    Pressed Tetryl, gm    100 Wax, in. for 50% Detonation                      1.36 Density, gm/cc    1.62  <b>References:</b>  See references for Composition C-4.

Composition C-4

AMCP 706-177

<b>Composition:</b>		<b>Molecular Weight:</b>	
%			
RDX	91	<b>Oxygen Balance:</b>	
Plasticiser, non-explosive	9*	CO <sub>2</sub> %	
		CO %	
* Contains polyisobutylene 2.1%; monor oil 1.6% and di(2-ethylhexyl) sebacate 5.3%.		<b>Density: gm/cc</b>	
C/H Ratio		<b>Melting Point: °C</b>	
		<b>Freezing Point: °C</b>	
<b>Impact Sensitivity, 2 Kg Wt:</b>		<b>Boiling Point: °C</b>	
Bureau of Mines Apparatus, cm	100+		
Sample Wt 20 mg		<b>Refractive Index, n<sub>D</sub><sup>20</sup></b>	
Picatinny Arsenal Apparatus, in.	19	n <sub>D</sub> <sup>20</sup>	
Sample Wt, mg	27	n <sub>D</sub> <sup>20</sup>	
<b>Friction Pendulum Test:</b>		<b>Vacuum Stability Test:</b>	
Steel Shoe	Unaffected	cc/40 Hrs, at	
Flint Shoe	Unaffected	90°C	
		100°C	
		120°C	
		135°C	
		150°C	
<b>Rifle Bullet Impact Test: Trials</b>		<b>200 Gram Bomb Sand Test:</b>	
Explosions	0	Sand, gm	
Partials	0	55.7	
Burned	20		
Unaffected	80		
<b>Explosion Temperature: °C</b>		<b>Sensitivity to Initiation:</b>	
Seconds, 0.1 (no cap used)		Minimum Detonating Charge, gm	
1		Mercury Fulminate	
5	290	Lead Azide	
10		Tetryl	
15			
20		<b>Ballistic Material, % TNT: (a)</b>	
		130	
<b>75°C International Heat Test:</b>		<b>Troust Test, % TNT:</b>	
% Loss in 48 Hrs		<b>Plate Count Test: (c)</b>	
		Method	
		Condition	
		Confined	
		Density, gm/cc	
		Brisance, % TNT	
<b>100°C Heat Test:</b>		<b>Detonation Rate: (d)</b>	
% Loss, at 48 Hrs	0.13	Confinement	
% Loss, at 148 Hrs	0.00	Condition	
Explosion in 100 Hrs	None	Charge Diameter, in.	
		Density, gm/cc	
		Rate, meters/second	
<b>Flammability Index:</b>			
<b>Hygroscopicity: % 30°C, 95% RH</b>		None	
N11		Hand tamped	
		1.0	
		1.59	
<b>Volatility:</b>		9040	

AMCP 706-177

Composition C-4

<b>Fragmentation Test</b>  <b>90 mm HE, M71 Projectile, Lot WC-91:</b> Density, gm/cc Charge Wt, lb  Total No. of Fragments: For TNT For Subject HE  <b>3 inch HE, M42A1 Projectile, Lot KC-5:</b> Density, gm/cc Charge Wt, lb  Total No. of Fragments: For TNT For Subject HE	<b>Shaped Charge Effectiveness, TNT = 100:</b>  Glass Cores    Steel Cores Hole Volume Hole Depth									
	Color:                              Light brown									
	Principal Uses: Plastic demolition explosive									
	Method of Loading:                  Hand tamped									
	Loading Density: gm/cc                  1.60									
<b>Fragment Velocity: ft/sec</b> At 9 ft At 25½ ft Density, gm/cc	<b>Storage:</b>  Method                                  Dry  Hazard Class (Quantity-Distance)    Class 9  Compatibility Group                      Group I  Exudation                                  None at 77°C									
<b>Blast (Relative to TNT):</b>  <b>Air:</b> Peak Pressure Impulse Energy  <b>Air, Confined:</b> Impulse  <b>Under Water:</b> Peak Pressure Impulse Energy  <b>Underground:</b> Peak Pressure Impulse Energy	<b>Effect of Temperature on Rate of Detonation: (1)</b>  <table border="1"> <tr> <td>16 hrs at, °C</td> <td>-54</td> <td>21</td> </tr> <tr> <td>Density, gm/cc</td> <td>1.36</td> <td>1.35</td> </tr> <tr> <td>Rate, m/sec</td> <td>7020</td> <td>7040</td> </tr> </table> <b>Plasticity:</b> Below 0°C                                  Plastic (-57°C) 0-40°C                                        Plastic Above 40°C                                  Plastic (7°C)	16 hrs at, °C	-54	21	Density, gm/cc	1.36	1.35	Rate, m/sec	7020	7040
16 hrs at, °C	-54	21								
Density, gm/cc	1.36	1.35								
Rate, m/sec	7020	7040								

Compositions C, C-2, C-3, C-4

AMCP 706-177

Preparation:

In manufacturing Composition C-3, the mixed plasticizing agent is heated in a melting kettle at 100°C. Water-wet RDX is added and heating and stirring are continued until all the water is evaporated. This mixture is then cooled and hand pressed into demolition blocks or special item ammunition.

Composition C-4 is prepared by hand kneading and rolling, or in a Schrader Bowl mixer, RDX of 44 micron size or less with the polyisobutylene-plasticizer previously made up in ether. The thoroughly blended explosive is dried in air at 60°C and loosely packed by hand tamping to its maximum density.

Origin:

Developed by the British during World War II as a plastic explosive which could be hand shaped. It was standardized in the United States during World War II and subsequent development led to mixtures designated C-2, C-3 and C-4.

Destruction by Chemical Decomposition:

Composition C-3 is decomposed by adding it slowly to a solution composed of 1 1/4 parts sodium hydroxide, 11 parts water, and 4 parts 95% alcohol, heated to 50°C. After addition of Composition C-3 is complete, the solution is heated to 80°C and maintained at this temperature for 15 minutes.

References:<sup>11</sup>

- (a) Committee of Div 2 and 8, Report on HbX and Tritonal, OSRD No. 5406, 31 July 1945.
- (b) Philip C. Keenan and Dorothy Pipes, Table of Military High Explosives, Second Revision, NAVORD Report No. 87-46, 26 July 1946.
- (c) D. P. MacDougall, Methods of Physical Testing, OSRD Report No. 803, 11 August 1942.  
L. C. Smith and E. G. Eyster, Physical Testing of Explosives, Part III - Miscellaneous Sensitivity Tests; Performance Tests, OSRD Report No. 5746, 27 December 1945.
- (d) G. H. Messerly, The Rate of Detonation of Various Explosive Compounds, OSRD Report No. 1219, 22 February 1943.  
M. D. Hurwitz, The Rate of Detonation of Various Compounds and Mixtures, OSRD Report No. 5611, 15 January 1946.
- (e) W. R. Tomlinson, Jr., Blast Effects of Bomb Explosives, PA Tech Div Lecture, 9 April 1948.
- (f) Eastern Laboratory, du Pont, Investigation of Cavity Effect, Sec III, Variation of Cavity Effect with Explosive Composition, NDRC Contract W672-ORD-5723.
- (g) Eastern Laboratory, du Pont, Investigation of Cavity Effect, Final Report, 18 September 1943, NDPC Contract W-672-ORD-5723.
- (h) L. C. Smit and S. R. Walton, A Consideration of RDX/Wax Mixtures as a Substitute for Tetryl in Boosters, NOL Memo 10,303, 15 June 1949.

<sup>11</sup>See footnote 1, page 10.

AMCP 706-177

Compositions C, C-2, C-3, C-4

(i) W. F. McGarry and T. W. Stevens, Detonation Rates of the More Important Military Explosives at Several Temperatures, PATR No. 3383, November 1956.

(j) Also see the following Picatinny Arsenal Technical Reports on RDX Composition C:

	<u>0</u>	<u>1</u>	<u>3</u>	<u>4</u>	<u>5</u>	<u>6</u>	<u>7</u>	<u>8</u>	<u>9</u>
<u>Comp C</u>	1260		1293					1518	
								1898	
<u>Comp C-2</u>			1293			1416		1518	
<u>Comp C-3</u>		1611	1713	2154	1595	1416	1797	1518	
					1695	1556		2028	
					1885	1766			
<u>Comp C-4</u>						1766	1907	1828	1819
								1958	

Copper Chlorotetrazole

ANCP 706-177

<b>Composition:</b> % C 8.9 N 41.5 Cl 26.2 Cu 23.4 C/H Ratio		<b>Molecular Weight:</b> (CuC <sub>2</sub> N <sub>6</sub> Cl <sub>2</sub> ) 271
		<b>Oxygen Balance:</b> CO <sub>2</sub> % -30 CO % -18
		<b>Density:</b> gm/cc 2.04
		<b>Melting Point:</b> °C
		<b>Freezing Point:</b> °C
<b>Impact Sensitivity, 2 Kg Wt:</b> Bureau of Mines Apparatus, cm Sample Wt 20 mg Picotiny Arsenal Apparatus, in. 1; (1 lb wt) 3 Sample Wt, mg 9		<b>Boiling Point:</b> °C
		<b>Refractive Index, n<sub>D</sub><sup>20</sup></b> n <sub>D</sub> <sup>20</sup> n <sub>D</sub> <sup>25</sup>
<b>Friction Pendulum Test:</b> Steel Shoe Exploded Fiber Shoe Exploded		<b>Vacuum Stability Test:</b> cc/40 Hrs, at 90°C 100°C 120°C 135°C 150°C
<b>Rifle Bullet Impact Test:</b> Trials % Explosions Partial Burned Unaffected		<b>200 Gram Bomb Sand Test: (f)</b> Sand, gm 27.4 25.3 BLACK Powder fuse 17.0
	<b>Explosion Temperature:</b> °C Seconds, 0.1 (n. cap used) 1 5 305 10 15 20	
<b>75°C International Heat Test:</b> % Loss in 48 Hrs		<b>Ballistic Mortar, % TNT:</b>
	<b>100°C Heat Test:</b> % Loss, 1st 48 Hrs 2.67 % Loss, 2nd 48 Hrs 0.10 Explosion in 100 Hrs None	
<b>Flammability Index:</b>		<b>Plate Dent Test:</b> Method Condition Confined Density, gm/cc Brisance, % TNT
<b>Hygroscopicity:</b> % 30°C, 90% RH 3.11		<b>Detonation Rate:</b> Confinement Condition Charge Diameter, in. Density, gm/cc Rate, meters/second
<b>Volatility:</b>		

AMCP 706-177

Copper Chlorotetrazole

<b>Fragmentation Test:</b>  <b>98 mm HE, M71 Projectile, Lot WC-91:</b> Density, gm/cc Charge Wt, lb  <b>Total No. of Fragments:</b> For TNT For Subject HE  <b>3 inch HE, M42A1 Projectile, Lot KC-3:</b> Density, gm/cc Charge Wt, lb  <b>Total No. of Fragments:</b> For TNT For Subject HE	<b>Shaped Charge Effectiveness, TNT = 100:</b>  Glass Cones    Steel Cones Hole Volume Hole Depth																								
	<b>Color:</b> Blue																								
	<b>Principal Uses:</b> Primary explosive																								
	<b>Method of Loading:</b> Pressed																								
	<b>Leading Density:</b> gm/cc    psi x 10 <sup>3</sup> (c) 10                                  40                  70 1.49    1.63    1.74    1.86																								
<b>Fragment Velocity: ft/sec</b> At 9 ft At 25½ ft Density, gm/cc	<b>Storage:</b>  Method                                  Wet  Hazard Class (Quantity-Distance)    Class 9  Compatibility Group                  Group M  Exudation                                  None																								
<b>Blast (Relative to TNT):</b>  <b>Air:</b> Peak Pressure Impulse Energy  <b>Air, Confined:</b> Impulse  <b>Under Water:</b> Peak Pressure Impulse Energy  <b>Underground:</b> Peak Pressure Impulse Energy	<b>Stab Sensitivity:</b> (c)  <table border="1"> <thead> <tr> <th>Density gm/cc</th> <th colspan="3">Firing Point (inch-ounces)</th> </tr> <tr> <th></th> <th>0%</th> <th>50%</th> <th>100%</th> </tr> </thead> <tbody> <tr> <td>1.49</td> <td>9</td> <td>11</td> <td>15</td> </tr> <tr> <td>1.63</td> <td>8.5</td> <td>10</td> <td>12</td> </tr> <tr> <td>1.74</td> <td>6</td> <td></td> <td>9</td> </tr> <tr> <td>1.86</td> <td>4</td> <td></td> <td>6</td> </tr> </tbody> </table> <b>Heat of:</b> Explosion, cal/gm                          432  <b>Specific Heat, cal/gm/°C</b>  Temp range 0°-30°C                          0.155 Wt of sample, gm                                  0.8910	Density gm/cc	Firing Point (inch-ounces)				0%	50%	100%	1.49	9	11	15	1.63	8.5	10	12	1.74	6		9	1.86	4		6
Density gm/cc	Firing Point (inch-ounces)																								
	0%	50%	100%																						
1.49	9	11	15																						
1.63	8.5	10	12																						
1.74	6		9																						
1.86	4		6																						

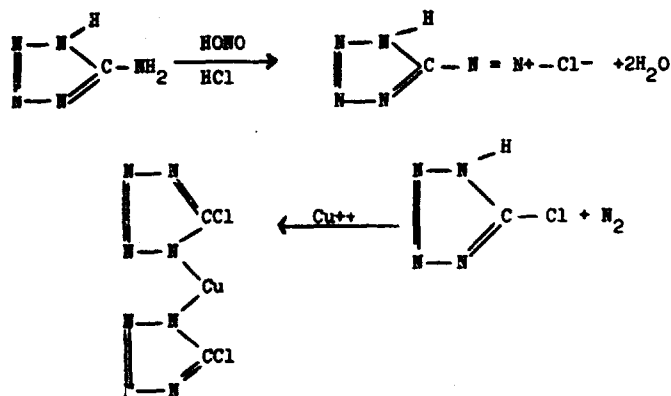


Copper Chlorotetrazole

AMCP 706-177

Preparation: (a)

Five grams of 5-aminotetrazole are dissolved in a mixture of 200 ml of water and 70 ml of concentrated HCl. Enough kerosene or nujol (which gives a slightly cleaner product) is added to provide a layer of oil approximately 1/4" thick on the surface. With only moderate stirring and external cooling to 10°-15°C, a solution of 5 grams of sodium nitrite in 70 cc of water is added rapidly by means of a burette extending below the oil layer. Immediately after this addition, a solution of 7 gm of cupric chloride in a minimum amount of water is added all at once, and stirring is continued for about 1 hour. The reaction mixture is allowed to stand for a few minutes till the bright blue copper salt separates. The oil is removed by decantation and may be reused. The salt is filtered; washed with water, alcohol, and ether; and dried - giving a yield of 6 grams or 74%.

Origin:

The copper salt of 5-chlorotetrazole was first described in 1929 by R. Stolle (with E. Schick, F. Henke-Stark and L. Krauss) who prepared the compound by reaction of the diazonium chloride of 5-aminotetrazole with copper chloride (Ber 62A, 1123).

References: 12

(a) R. J. Gaughran and J. V. R. Kaufman, Synthesis and Properties of Halotetrazole Salts, PATR No. 2136, February 1955.

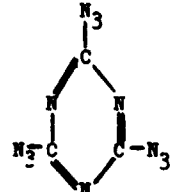
(b) A. M. Anzalone, J. E. Abel and A. C. Forsyth, Characteristics of Explosive Substances for Application in Ammunition, PATR No. 2179, May 1955.

(c) A. C. Forsyth, Pfc. S. Krasner and R. J. Gaughran, Development of Optimum Explosive Trains. An Investigation Concerning Stab Sensitivity versus Loading Density of Some Initiating Compounds, PATR No. 2146, February 1955.

<sup>12</sup>See footnote 1, page 10.

AMCP 706-177

Cyanuric Triazide

<b>Composition:</b> % C 17.6 N 82.4   C/H Ratio	<b>Molecular Weight:</b> (C <sub>3</sub> N <sub>12</sub> ) 204
	<b>Oxygen Balance:</b> CO <sub>2</sub> % -47.1 CO % -23.5
	<b>Density:</b> gm/cc Crystal 1.54
	<b>Melting Point:</b> °C 94
	<b>Freezing Point:</b> °C
<b>Impact Sensitivity, 2 Kg Wt:</b> Bureau of Mines Apparatus, cm 1 kg wt 7 Sample Wt 20 mg Picatinny Arsenal Apparatus, in. - Sample Wt, mg -	<b>Boiling Point:</b> °C
	<b>Refractive Index,</b> n <sub>D</sub> <sup>20</sup> n <sub>D</sub> <sup>25</sup> n <sub>D</sub> <sup>30</sup>
<b>Friction Pendulum Test:</b> Steel Shoe Fiber Shoe	<b>Vacuum Stability Test:</b> cc/40 Hrs, at 90°C 100°C 120°C 125°C 150°C
<b>Rifle Bullet Impact Test:</b> Trials % Explosions Partial Burned Unaffected	<b>200 Gram Bomb Sand Test:</b> Sand, gm 32.2
<b>Explosion Temperature:</b> °C Seconds, 0.1 (no cap used) 252 1 5 10 15 20	<b>Sensitivity to Initiation:</b> Minimum Detonating Charge, gm Mercury Fulminate - Lead Azide 0.20 Tetryl 0.10
	<b>Ballistic Mortar, % TNT:</b>
	<b>Treuzl Test, % TNT:</b>
<b>75°C International Heat Test:</b> % Loss in 48 Hrs	<b>Plate Dent Test:</b> Method Condition Confined Density, gm/cc Brisance, % TNT
<b>100°C Heat Test:</b> % Loss, 1st 48 Hrs % Loss, 2nd 48 Hrs Explosion in 100 Hrs	<b>Detonation Rate:</b> Confinement - Condition - Charge Diameter, in. 0.3 Density, gm/cc 1.15 Rate, meters/second 5550-5600
<b>Flammability Index:</b>	
<b>Hygroscopicity:</b> %	
<b>Volatility:</b> Decomposes above 100°C	

Cyanuric Triazide

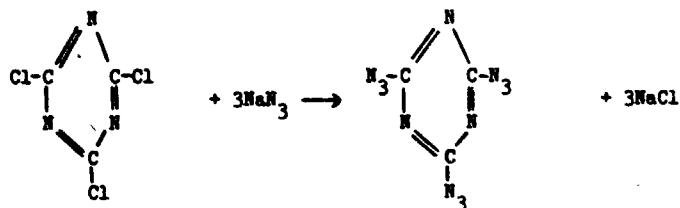
AMCP 706-177

<b>Fragmentation Test:</b>  <b>98 mm HE, M71 Projectile, Lot WC-91:</b> Density, gm/cc Charge Wt, lb  <b>Total No. of Fragments:</b> For TNT For Subject HE  <b>3 inch HE, M42A1 Projectile, Lot KC-5:</b> Density, gm/cc Charge Wt, lb  <b>Total No. of Fragments:</b> For TNT For Subject HE	<b>Shaped Charge Effectiveness, TNT = 100:</b>  <table style="width:100%; border:none;"> <tr> <td style="width:50%;"></td> <td style="text-align:center;">Gloss Cones</td> <td style="text-align:center;">Steel Cones</td> </tr> <tr> <td>Hole Volume</td> <td></td> <td></td> </tr> <tr> <td>Hole Depth</td> <td></td> <td></td> </tr> </table>			Gloss Cones	Steel Cones	Hole Volume			Hole Depth		
		Gloss Cones	Steel Cones								
	Hole Volume										
	Hole Depth										
<b>Color:</b> Colorless											
<b>Principal Uses:</b> Not used because of difficulty in controlling sensitivity.											
<b>Fragment Velocity: ft/sec</b> At 9 ft At 25½ ft Density, gm/cc	<b>Method of Loading:</b> Pressed										
	<b>Loading Density: gm/cc</b> At 200 atmospheres 1.4 At 800 atmospheres 1.5										
<b>blast (Relative to TNT):</b>  <b>Air:</b> Peak Pressure Impulse Energy  <b>Air, Confined:</b> Impulse  <b>Under Water:</b> Peak Pressure Impulse Energy  <b>Underground:</b> Peak Pressure Impulse Energy	<b>Storage:</b>  <b>Method</b>  <b>Hazard Class (Quantity-Distance)</b> Class 9  <b>Compatibility Group</b>  <b>Exudation</b> None										

AMCP 705-177

Cyanuric TriazidePreparation:

By the reaction of cyanuric chloride with an aqueous solution of sodium azide:



Recrystallization should be avoided as it leads to very large crystals which explode when broken.

Origin:

Cyanuric Triazide was prepared in 1847 by Cahours from chlorine and methyl cyanate. Later James improved the process (JCS 51, 268 (1887)) and in 1921 E. Ott patented the preparation from cyanuric chloride and sodium azide (Ref b) Taylor and Rinkenbach prepared cyanuric triazide in a pure state and determined its properties (Ref c).

Initiating Efficiency:

Reported to be more efficient than lead azide. Capable of initiating Explosive D.

Solubility:

Insoluble in water; readily soluble in hot ethanol, acetone, benzene, and ether.

Heat of:

Formation, cal/gm                      -1090 to -1138

References:<sup>13</sup>

(a) A. H. Blatt, Compilation of Data on Organic Explosives, OSRD Report No. 2014, 29 February 1944.

(b) Ott and Chae, Ber 54, 179 (1921).

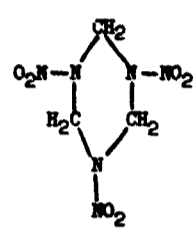
(c) Taylor and Rinkenbach, Bureau of Mines, RI 2513 (1923).

Taylor and Rinkenbach, J Frank Inst 204, 369 (1927).

<sup>13</sup>See footnote 1, page 10.

Cyclonite\* (RDX)

AMCP 706-177

<b>Composition:</b> % C 16.3 H 2.7 N 37.8 O 43.2 C/H Ratio 0.395		<b>Molecular Weight:</b> (C <sub>3</sub> H <sub>6</sub> N <sub>6</sub> O <sub>6</sub> ) 222
		<b>Oxygen Balance:</b> CO <sub>2</sub> % -22 CO % 0.0
		<b>Density:</b> gm/cc Crystal 1.82
		<b>Melting Point:</b> °C 204
		<b>Freezing Point:</b> °C
<b>Impact Sensitivity, 3 Kg Wt:</b> Bureau of Mines Apparatus, cm 32 Sample Wt 20 mg Picatinny Arsenal Apparatus, in. 8 Sample Wt, mg 18	<b>Boiling Point:</b> °C	
<b>Friction Pendulum Test:</b> Steel Shoe Explodes Fiber Shoe Unaffected	<b>Refractive Index, n<sub>D</sub><sup>20</sup></b> n <sub>D</sub> <sup>20</sup> n <sub>D</sub> <sup>20</sup>	
<b>Rifle Bullet Impact Test:</b> Trials Explosions 100 Partial 0 Burned 0 Unaffected 0	<b>Vacuum Stability Test:</b> cc/40 Hrs, at 90°C 100°C 0.7 120°C 0.9 135°C - 150°C 2.5	
<b>Explosion Temperature:</b> °C Seconds, 0.1 (no cap used) 405 1 316 5 Decomposes 260 10 240 15 235 20 -	<b>200 Gram Bomb Sand Test:</b> Sand, gm 60.2	
<b>75°C International Heat Test:</b> % Loss in 48 Hrs 0.03	<b>Sensitivity to Initiation:</b> Minimum Detonating Charge, gm Mercury Fulminate 0.19* Lead Azide 0.05* Tetryl - * Alternative initiating charges.	
<b>100°C Heat Test:</b> % Loss, 1st 48 Hrs 0.04 % Loss, 2nd 48 Hrs 0.00 Explosion in 100 Hrs None	<b>Ballistic Mortar, % TNT: (a)</b> 150 <b>Tread Test, % TNT: (b)</b> 157	
<b>Flammability Index: (d)</b> 278	<b>Plate Dent Test: (c)</b> Method A Condition Pressed Confined Yes Density, gm/cc 1.50 Brisance, % TNT 135	
<b>Hygroscopicity: % 25°C, 100% RH</b> 0.02	<b>Detonation Rate:</b> Confinement None Condition Pressed Charge Diameter, in. 1.0 Density, gm/cc 1.65 Rate, meters/second 8180	
<b>Volatility:</b> Nil		

\*Name given by Clarence J. Bain of Picatinny Arsenal. Germans call it Hexogen; Italians call it T4; British, RDX.

ANCP 706-177

Cyclonite (RDX)

<b>Brester Sensitivity Test:</b> Condition Tetryl, gm Wax, in. for 50% Detonation Wax, gm Density, gm/cc	<b>Decomposition Equation:</b> Oxygen, atoms/sec (Z/sec) Heat, kilocalorie/mole (ΔH, kcal/mol) Temperature Range, °C Phase	(1) $10^{18.5}$ 47.5 213-299 Liquid																				
<b>Heat of:</b> Combustion, cal/gm Explosion, cal/gm Gas Volume, cc/gm Formation, cal/gm Solution, cal/mol (28-55% H <sub>2</sub> O) *Assuming cyclonite unimolecular	<b>Armor Plate Impact Test:</b>  60 mm Mortar Projectile: 50% Inert, Velocity, ft/sec Aluminum Fineness  500-lb General Purpose Bomb:  Plate Thickness, inches	2285 1280 908 -55 7.169*  1 1 1/4 1 1/2 1 3/4																				
<b>Specific heat: cal/gm/°C</b> <table border="1"> <thead> <tr> <th>°C</th> <th></th> <th>°C</th> <th></th> </tr> </thead> <tbody> <tr> <td>20</td> <td>0.298</td> <td>100</td> <td>0.406</td> </tr> <tr> <td>40</td> <td>0.331</td> <td>120</td> <td>0.427</td> </tr> <tr> <td>60</td> <td>0.360</td> <td>140</td> <td>0.446</td> </tr> <tr> <td>80</td> <td>0.384</td> <td></td> <td></td> </tr> </tbody> </table>	°C		°C		20	0.298	100	0.406	40	0.331	120	0.427	60	0.360	140	0.446	80	0.384			<b>Bomb Drop Test:</b>  T7, 2000-lb Semi-Armor-Piercing Bomb vs Concrete:  Max Safe Drop, ft  500-lb General Purpose Bomb vs Concrete:  Height, ft Trials Unaffected Low Order High Order  1000-lb General Purpose Bomb vs Concrete:  Height, ft Trials Unaffected Low Order High Order	
°C		°C																				
20	0.298	100	0.406																			
40	0.331	120	0.427																			
60	0.360	140	0.446																			
80	0.384																					
<b>Burning Rate:</b> cm/sec	<b>Thermal Conductivity:</b> cal/sec/cm/°C Density, gm/cc	(h) $1.263$ $1.533$ $6.91 \times 10^{-4}$ $6.98 \times 10^{-4}$																				
<b>Coefficient of Expansion:</b> Linear, %/°C  Volume, %/°C	<b>Hardness, Mohs' Scale:</b>	2.5																				
<b>Young's Modulus:</b> E', dynes/cm <sup>2</sup> E, lb/inch <sup>2</sup> Density, gm/cc	<b>Compressive Strength:</b> lb/inch <sup>2</sup>																					
<b>Vapor Pressure:</b> °C                  mm Mercury																						

Cyclonite (RDX)

AMCP 706-177

<p><b>Fragmentation Test:</b></p> <p><b>96 mm HE, M71 Projectile, Lot WC-91:</b> Density, gm/cc Charge Wt, lb</p> <p><b>Total No. of Fragments:</b> For TNT For Subject HE</p> <p><b>3 inch HE, M42A1 Projectile, Lot KC-5:</b> Density, gm/cc Charge Wt, lb</p> <p><b>Total No. of Fragments:</b> For TNT For Subject HE</p>	<p><b>Shaped Charge Effectiveness, TNT = 100:</b></p> <table> <tr> <td></td> <td>Glass Cones</td> <td>Steel Cones</td> </tr> <tr> <td>Hole Volume</td> <td></td> <td></td> </tr> <tr> <td>Hole Depth</td> <td></td> <td></td> </tr> </table>		Glass Cones	Steel Cones	Hole Volume			Hole Depth																		
	Glass Cones	Steel Cones																								
Hole Volume																										
Hole Depth																										
<p><b>Fragment Velocity: ft/sec</b> At 9 ft At 25½ ft <b>Density, gm/cc</b></p>	<p><b>Color:</b> White</p> <p><b>Principal Uses:</b> Detonator base charge, and ingredient for projectile and bomb fillers</p> <p><b>Method of Loading:</b> Pressed</p> <table> <tr> <td><b>Loading Density: gm/cc</b></td> <td></td> <td colspan="2"><b>psi x 10<sup>3</sup></b></td> </tr> <tr> <td></td> <td>3</td> <td>10</td> <td>12</td> </tr> <tr> <td></td> <td>1.46</td> <td>1.52</td> <td>1.60</td> </tr> <tr> <td></td> <td></td> <td>1.63</td> <td>1.65</td> </tr> <tr> <td></td> <td></td> <td></td> <td>1.68</td> </tr> </table>	<b>Loading Density: gm/cc</b>		<b>psi x 10<sup>3</sup></b>			3	10	12		1.46	1.52	1.60			1.63	1.65				1.68					
<b>Loading Density: gm/cc</b>		<b>psi x 10<sup>3</sup></b>																								
	3	10	12																							
	1.46	1.52	1.60																							
		1.63	1.65																							
			1.68																							
<p><b>Blast (Relative to TNT):</b></p> <p><b>Air:</b> Peak Pressure Impulse Energy</p> <p><b>Air, Confined:</b> Impulse</p> <p><b>Under Water:</b> Peak Pressure Impulse Energy</p> <p><b>Underground:</b> Peak Pressure Impulse Energy</p>	<p><b>Storage:</b></p> <table> <tr> <td>Method</td> <td>Wet</td> </tr> <tr> <td>Hazard Class (Quantity-Distance)</td> <td>Class 9</td> </tr> <tr> <td>Compatibility Group</td> <td>Group M (wet) Group L (dry)</td> </tr> <tr> <td>Exudation</td> <td>None</td> </tr> </table> <p><b>Effect of Temperature on Rate of Detonation:</b> (k)</p> <table> <tr> <td>16 hrs at, °C</td> <td>-54</td> <td>21</td> </tr> <tr> <td>Density, gm/cc</td> <td>1.61</td> <td>1.62</td> </tr> <tr> <td>Rate, m/sec</td> <td>8100</td> <td>8050</td> </tr> </table> <p><b>Effect of Temperature on Impact Sensitivity:</b></p> <table> <tr> <td><b>Temp. °C</b></td> <td><b>PA Impact Test 2Kg Wt, inches</b></td> </tr> <tr> <td>Room</td> <td>9</td> </tr> <tr> <td>32.2</td> <td>8</td> </tr> <tr> <td>104</td> <td>5</td> </tr> </table>	Method	Wet	Hazard Class (Quantity-Distance)	Class 9	Compatibility Group	Group M (wet) Group L (dry)	Exudation	None	16 hrs at, °C	-54	21	Density, gm/cc	1.61	1.62	Rate, m/sec	8100	8050	<b>Temp. °C</b>	<b>PA Impact Test 2Kg Wt, inches</b>	Room	9	32.2	8	104	5
Method	Wet																									
Hazard Class (Quantity-Distance)	Class 9																									
Compatibility Group	Group M (wet) Group L (dry)																									
Exudation	None																									
16 hrs at, °C	-54	21																								
Density, gm/cc	1.61	1.62																								
Rate, m/sec	8100	8050																								
<b>Temp. °C</b>	<b>PA Impact Test 2Kg Wt, inches</b>																									
Room	9																									
32.2	8																									
104	5																									

AMCP 706-177

Cyclonite (RDX)

Solubility of Cyclonite; gm/100 gm of the following substances: (j)

<u>Water</u>		<u>Alcohol</u>		<u>Acetone</u>		<u>Benzene</u>		<u>Toluene</u>	
<u>°C</u>	<u>g</u>	<u>°C</u>	<u>g</u>	<u>°C</u>	<u>g</u>	<u>°C</u>	<u>g</u>	<u>°C</u>	<u>g</u>
30	0.005	0	0.040	0	4.4	20	0.05	0	0.015
50	0.025	20	0.105	20	7.3	40	0.09	20	0.02
70	0.074	40	0.240	40	11.5	60	0.20	40	0.05
90	0.19	60	0.579	60	18.	80	0.41	60	0.13
100	0.28	78	1.195					80	0.30
								100	0.65

<u>Ethyl acetate</u>		<u>Carbon tetrachloride</u>		<u>Methanol</u>		<u>Ether</u>		<u>TWT</u>	
<u>°C</u>	<u>g</u>	<u>°C</u>	<u>g</u>	<u>°C</u>	<u>g</u>	<u>°C</u>	<u>g</u>	<u>°C</u>	<u>g</u>
28	2.9	50	0.005	0	0.14	10	0.05	80	4.4
94	18.	60	0.007	20	0.23	20	0.056	85	5.0
		70	0.009	40	0.47	30	0.076	90	5.55
				50	1.1			95	6.2
								100	7.0
								105	7.9

<u>Isosyl alcohol</u>		<u>Methyl acetate</u>		<u>n-Ethoxyethyl acetate</u>		<u>Chlorobenzene</u>		<u>Trichloroethylene</u>	
<u>°C</u>	<u>g</u>	<u>°C</u>	<u>g</u>	<u>°C</u>	<u>g</u>	<u>°C</u>	<u>g</u>	<u>°C</u>	<u>g</u>
0	0.02	20	2.9	20	0.15	20	0.33	20	0.20
20	0.03	30	3.3	30	0.16	30	0.44	30	0.22
40	0.065	40	4.1	40	0.19	40	0.56	40	0.24
60	0.22	50	5.6	50	0.25	50	0.74	50	0.26
80	0.54								
100	1.35								

<u>Tetra-chloroethane</u>		<u>Isopropanol</u>		<u>Isobutanol</u>		<u>Chloroform</u>		<u>Mesityloxide</u>	
<u>°C</u>	<u>g</u>	<u>°C</u>	<u>g</u>	<u>°C</u>	<u>g</u>	<u>°C</u>	<u>g</u>	<u>°C</u>	<u>g</u>
38	0.09	38	0.18	20	0.0	20	0.01	27	3.2
								97	12.2

<u>Cyclohexanone</u>		<u>Nitrobenzene</u>		<u>Nitroethane</u>		<u>Cyclopentanone</u>		<u>Acetonitrile</u>	
<u>°C</u>	<u>g</u>	<u>°C</u>	<u>g</u>	<u>°C</u>	<u>g</u>	<u>°C</u>	<u>g</u>	<u>°C</u>	<u>g</u>
25	12.7	25	1.5	28	3.6	28	11.5	28	11
97	25	97	12.4	93	19	90	37	82	33

Methyl ethyl ketone

<u>°C</u>	<u>g</u>
28	5.6
95	14



## Cyclonite (RDX)

AMCP 706-177

Solubility of Cyclonite, Holston Lot E-2-5 in Various Solvents:

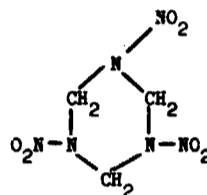

Solvent	Boiling Point, °C	Grade or Source	Solubility gm/100 gm Solvent		Crystalline Form
			28°C	Heated	
Acetone	56	CP	8.2	16.5 at 60°C	hexagonal-thick
Cyclohexanone	155.6	CP	13.0	24.0 at 93°C	cubic (massive form)
Nitromethane	100.8		1.5	12.4 at 97°C	plates
Acetonitrile	81.6	Miacet Chem. Co.	11.3	33.4 at 93°C	plates
1-Nitropropane	126.5	EK Pract	1.4	10.6 at 93°C	short needles
2-Nitropropane	120	EK Pract.	2.3	11.6 at 93°C	short needles
2,4-Pentanedione	140.5	Carbide & Carbon	2.9	18.3 at 93°C	flat prisms
Methylisobutylketone	115.8		2.4	9.6 at 93°C	long prisms
n-Propylacetate	101.6	EK Red Label	1.5	6.0 at 93°C	long prisms, some cubic
n-Butylformate	105.6	EK Red Label	1.4	4.6 at 93°C	long prisms
Ethyl acetate	77.1	Baker's P	2.0	6.1 at boil.	hexagonal plates
n-Propylpropionate	121	EK Red Label	0.8	1.6 at 93°C	short prisms, some cubic
Butylacetate	126.5	EK Technical	1.1	4.0 at 93°C	long prisms
Methylethylketone	79.6		5.6	13.9 at boil.	coarse plates
Nitroethane	114.2	EK Red Label	3.6	19.5 at 93°C	plates
Isopropylacetate	88-90	CP	1.1	3.2 at boil.	long prisms
Mesityloxide	128	EK Red Label	4.8	14.5 at 93°C	plates
n-Amylacetate	146	CP	1.0	2.1 at 93°C	prisms
Dimethylcarbonate	88-91	EK Red Label	1.4	6.6 at boil.	plates
Diethylcarbonate	125-126.5	EK Red Label	0.7	3.2 at 93°C	prisms
Isomylacetate	132	CP	1.2	3.6 at 93°C	prisms
Ethylpropionate	98-100	EK Red Label	3.0	10.7 at 93°C	fairly thick hex plates
Methyl-n-butyrate	101.5-103.5	EK Red Label	1.2	4.9 at 93°C	needles
Cyclopentanone	130.6	EK Red Label	11.5	39.0 at 93.5°C	hexagonal plates
Acrylonitrile	77.3	Cyanamid Co.	4.0	16.4 at boil.	flat plates
Methylcellosolveacetate	144.5	Carbide & Carbon	1.6	8.8 at 93°C	massive hexagons and prisms

\* EK, Eastman Kodak; Pract, practical.

AMCP 706-177

Cyclonite (RDX)Preparation:

(Summary Technical Report of the NDRC, Div 8, Vol 1)



Ammonium nitrate and acetic anhydride are placed in a flask and, while the mixture is stirred at 75°C, the following three liquids are introduced concurrently and proportionately: acetic anhydride, concentrated nitric acid, and a solution of hexamine in glacial acetic acid. The final mixture is held for a short time at 75°C, diluted with water to 30% acetic acid, and simmered to hydrolyze unstable reaction by-products, which are a mixture of various nitrated and acetylated derivatives of hexamine fragments. After simmering, the slurry is cooled and the precipitated cyclonite removed by filtration. The yield is 78% of the theoretical amount (2 moles) of cyclonite melting at 199°C. By dissolving the ammonium nitrate in the nitric acid, a continuous process, based on 3 liquids, is possible.

The product is recrystallized from acetone, or cyclohexanone, to (a) remove acidity, (b) control particle size and (c) to produce stable  $\beta$ -BMX. The preparative procedure described above, the Bachmann or Combination process, yields cyclonite containing 3-8% BMX.

Origin:

First prepared by Henning in 1899 (German Patent 104,280) and later by von Hertz (U. S. Patent 1,402,693) in 1922 who recognized its value as an explosive. Not used on a large scale in explosive ammunition until World War II.

Destruction by Chemical Decomposition:

Cyclonite (RDX) is decomposed by adding it slowly to 25 times its weight of boiling 5% sodium hydroxide. Boiling should be continued for one-half hour.

References:<sup>14</sup>

- (a) I. C. Smith and E. G. Eyster, Physical Testing of Explosives, Part III - Miscellaneous Sensitivity Tests; Performance Tests, OSRD Report No. 5746, 27 December 1945.
- (b) Ph. Naoum, Z. ges. Schiess Sprengstoffw., pp. 181, 229, 267 (27 June 1932).
- (c) D. P. MacDougall, Methods of Physical Testing, OSRD Report No. 803, 11 August 1942.
- (d) Philip C. Keenan and Dorothy Pipes, Table of Military High Explosives, Second Revision, NWORD Report No. 87-46, 26 July 1946.

<sup>14</sup>See footnote 1, page 10.

Cyclonite (RDX)

AMCP 706-177

- (e) Armament Research Department (Woolwich), Solubility of RDX in Nitric Acid (ARD Expl Rpt 322/43 September 1943).
- (f) Report AC-2587.
- (g) International Critical Tables  
Land. Bornst.
- B. T. Fedoroff et al, A Manual for Explosives Laboratories, Lefax Society Inc, Philadelphia, 1943-6.
- (h) E. Hutchinson, The Thermal Sensitiveness of Explosives. The Thermal Conductivity of Explosive Materials, AC 2861, First Report, August 1942.
- (i) R. J. Finkelstein and G. Gamov, Theory of the Detonation Process, NAVORD Report No. 90-46, 20 April 1947.
- (j) International Critical Tables.
- (k) W. F. McGarry and T. W. Stevens, Detonation Rates of the More Important Military Explosives at Several Different Temperatures, PATR No. 2333, November 1956.
- (l) Also see the following Picatinny Arsenal Technical Reports on Cyclonite:

<u>0</u>	<u>1</u>	<u>2</u>	<u>3</u>	<u>4</u>	<u>5</u>	<u>6</u>	<u>7</u>	<u>8</u>	<u>9</u>
1170	1211	582	863	1184	65	1236	857	1438	709
1290	1241	1342	1193	1414	1175	1316	1207	1458	1379
1360	1311	1352	1293	1454	1185	1416	1427	1498	1429
1450	1421	1372	1433	1614	1435	1446	1437	1578	1449
1760	1481	1402	1483	1634	1445	1466	1517	1838	1469
1980	1561	1452	1503	2024	1715	1476	1617	1958	1709
2100	1611	1492	1693	2154	1855	1516	1687	1958	1909
	1651	1532	1713	2204	1885	1556	1737	2008	2059
	1741	2062	1793		1915	1756	1747	2028	2179
	1751	2112	1923		1935	1766	1787	2178	
	1761				2095	1796	1797	2198	
	2131				2125	1836	1957		
	2151				2205	1936	2147		
						1956	2227		
						2016			
						2056			
						2176			

AMCP 706-177

Cyclotol, 75/25

<b>Composition:</b> % RDX            75 TNT            25  C/H Ratio	<b>Molecular Weight:</b> 224	
	<b>Oxygen Balance:</b> CO <sub>2</sub> %            -35 CO %                - 6	
	<b>Density: gm/cc</b>	Cast    1.71
	<b>Melting Point: °C</b>	
	<b>Freezing Point: °C</b>	
<b>Impact Sensitivity, 2 Kg Wt:</b> Bureau of Mines Apparatus, cm Sample Wt 20 mg Picatinny Arsenal Apparatus, in. Sample Wt, mg	<b>Boiling Point: °C</b>	
	<b>Refractive Index, n<sub>D</sub><sup>20</sup></b> n <sub>D</sub> <sup>20</sup> n <sub>D</sub> <sup>25</sup>	
	<b>Vacuum Stability Test:</b> cc/40 Hrs, at 90°C	
<b>Friction Pendulum Test:</b> Steel Shoe        Unaffected Fiber Shoe        Unaffected	100°C	0.23
<b>Rifle Bullet Impact Test:</b> Trials Explosions                    % Partial        Smokes    40 Burned                        0 Unaffected                    30	120°C	0.41
	135°C	-
	150°C	-
	<b>200 Gram Bomb Sand Test:</b> Sand, gm	
<b>Explosion Temperature:</b> °C Seconds, 0.1 (no sup used) 1 5 10 15 20	<b>Sensitivity to Initiation:</b> Minimum Detonating Charge, gm Mercury Fulminate Lead Azide Tetryl	
	<b>Ballistic Marker, % TNT:</b>	
	<b>Trawl Test, % TNT:</b>	
<b>75°C International Heat Test:</b> % Loss in 48 Hrs	<b>Plate Dent Test:</b> Method Condition Confined Density, gm/cc Brisance, % TNT	
<b>100°C Heat Test:</b> % Loss, 1st 48 Hrs % Loss, 2nd 48 Hrs Explosion in 100 Hrs	<b>Detonation Rate:</b>	
<b>Flammability Index:</b>	Confinement	None        None
<b>Hygroscopicity: %</b>	Condition	Cast        Cast
	Charge Diameter, in.	1.0        1.0
<b>Volatility:</b>	Density, gm/cc	1.70        1.71
	Rate, meters/second	8035        7938

Cyclotol, 75/25

AMCP 706-177

<b>Brester Sensitivity Test:</b> Condition Tetryl, gm Wax, in. for 50% Detonation Wax, gm Density, gm/cc	<b>Decomposition Equation:</b> Oxygen, atoms/sec (Z/sec) Heat, kilocalorie/mole ( $\Delta H$ , kcal/mol) Temperature Range, °C Phase																				
<b>Heat of:</b> Combustion, cal/gm                      2625* Explosion, cal/gm                         1225* Gas Volume, cc/gm                         862 Formation, cal/gm Fusion, cal/gm (h)                         5.0 *Calculated from composition of mixture.	<b>Armor Plate Impact Test:</b>  <b>60 mm Mortar Projectile:</b> 50% Inert, Velocity, ft/sec Aluminum Fineness  <b>500-lb General Purpose Bomb:</b>  Plate Thickness, inches  1 1¼ 1½ 1¾																				
<b>Specific Heat: cal/gm/°C (h)</b> <table border="1"> <thead> <tr> <th colspan="2">°C</th> <th colspan="2">°C</th> </tr> </thead> <tbody> <tr> <td>-75</td> <td>0.220</td> <td>75</td> <td>0.352</td> </tr> <tr> <td>0</td> <td>0.225</td> <td>85</td> <td>0.325</td> </tr> <tr> <td>25</td> <td>0.254</td> <td>90</td> <td>0.332</td> </tr> <tr> <td>50</td> <td>0.296</td> <td>100</td> <td>0.351</td> </tr> </tbody> </table>	°C		°C		-75	0.220	75	0.352	0	0.225	85	0.325	25	0.254	90	0.332	50	0.296	100	0.351	<b>Bomb Drop Test:</b>  <b>T7, 2000-lb Semi-Armor-Piercing Bomb vs Concrete:</b>  Max Safe Drop, ft  <b>500-lb General Purpose Bomb vs Concrete:</b>  Height, ft Trials Unaffected Low Order High Order  <b>1000-lb General Purpose Bomb vs Concrete:</b>  Height, ft Trials Unaffected Low Order High Order
°C		°C																			
-75	0.220	75	0.352																		
0	0.225	85	0.325																		
25	0.254	90	0.332																		
50	0.296	100	0.351																		
<b>Burning Rate:</b> cm/sec																					
<b>Thermal Conductivity:</b> cal/sec/cm/°C																					
<b>Coefficient of Expansion:</b> Linear, %/°C  Volume, %/°C																					
<b>Hardness, Mohr Scale:</b>																					
<b>Young's Modulus:</b> E', dynes/cm <sup>2</sup> E, lb/inch <sup>2</sup> Density, gm/cc																					
<b>Compressive Strength: lb/inch<sup>2</sup></b>																					
<b>Vapor Pressure:</b> °C                      mm Mercury																					

AMCP 706-177

Cyclotol, 75/25

<b>Fragmentation Test:</b>  <b>50 mm HE, M71 Projectile, Lot WC-01:</b> Density, gm/cc            1.72 Charge Wt, lb                2.22  <b>Total No. of Fragments:</b> For TNT                        703 For Subject HE                1514  <b>3 inch HE, M42A1 Projectile, Lot KC-5:</b> Density, gm/cc Charge Wt, lb  <b>Total No. of Fragments:</b> For TNT For Subject HE	<b>Shaped Charge Effectiveness, TNT = 100:</b>  <table style="width:100%; border:none;"> <tr> <td style="width:50%;"></td> <td style="text-align:center;">Glass Cones</td> <td style="text-align:center;">Steel Cones</td> </tr> <tr> <td>Hole Volume</td> <td></td> <td></td> </tr> <tr> <td>Hole Depth</td> <td></td> <td></td> </tr> </table>			Glass Cones	Steel Cones	Hole Volume			Hole Depth		
		Glass Cones	Steel Cones								
	Hole Volume										
	Hole Depth										
<b>Color:</b> Yellow-buff											
<b>Principal Uses:</b> Shaped charge bomb especially fragmentation; HE projectiles; grenades											
<b>Fragment Velocity: ft/sec</b> At 9 ft At 25½ ft Density, gm/cc	<b>Method of Loading:</b> Cast										
	<b>Loading Density: gm/cc</b> 1.71										
<b>Blast (Relative to TNT):</b> (d)  <b>Air:</b> Peak Pressure                        111 Impulse                                126 Energy                                --  <b>Air, Confined:</b> Impulse  <b>Under Water:</b> Peak Pressure Impulse Energy  <b>Underground:</b> Peak Pressure Impulse Energy	<b>Storage:</b>  <table style="width:100%; border:none;"> <tr> <td style="width:50%;">Method</td> <td style="text-align:center;">Dry</td> </tr> <tr> <td>Hazard Class (Quantity-Distance)</td> <td style="text-align:center;">Class 9</td> </tr> <tr> <td>Compatibility Group</td> <td style="text-align:center;">Group I</td> </tr> </table>		Method	Dry	Hazard Class (Quantity-Distance)	Class 9	Compatibility Group	Group I			
	Method	Dry									
	Hazard Class (Quantity-Distance)	Class 9									
	Compatibility Group	Group I									
<b>Preparation:</b> See Composition B <b>Origin:</b> Developed by the British between World Wars I and II and standardized in the United States early in World War II. <b>Black Modulus at Room Temperature (25°-30°C):</b> <table style="width:100%; border:none;"> <tr> <td style="width:50%;">Dynes/cm<sup>2</sup> x 10<sup>-10</sup></td> <td style="text-align:center;">3.09</td> </tr> <tr> <td>Density, gm/cc</td> <td style="text-align:center;">1.74</td> </tr> </table>		Dynes/cm <sup>2</sup> x 10 <sup>-10</sup>	3.09	Density, gm/cc	1.74						
Dynes/cm <sup>2</sup> x 10 <sup>-10</sup>	3.09										
Density, gm/cc	1.74										
<b>Absolute Viscosity, poises:*</b> <table style="width:100%; border:none;"> <tr> <td style="width:50%;">Temp, 85°C</td> <td style="text-align:center;">210**</td> </tr> <tr> <td>          90°C</td> <td style="text-align:center;">--</td> </tr> </table>		Temp, 85°C	210**	90°C	--						
Temp, 85°C	210**										
90°C	--										
<b>Efflux Viscosity, Saybolt Seconds:</b> <table style="width:100%; border:none;"> <tr> <td style="width:50%;">Temp, 85°C</td> <td style="text-align:center;">9-14</td> </tr> </table>		Temp, 85°C	9-14								
Temp, 85°C	9-14										
* Compositions using Spec Grade Type A, Class A RDX. ** Composition prepared using RDX of optimum particle size.											

Cyclotol, 70/30

AMCP 706-177

<b>Composition:</b> % RDX            70 TNT            30  C/H Ratio	<b>Molecular Weight:</b> 224	
	<b>Oxygen Balance:</b> CO <sub>2</sub> %        -37 CO %            -8	
	<b>Density:</b> gm/cc	Cast        1.71
	<b>Melting Point:</b> °C	
	<b>Freezing Point:</b> °C	
<b>Impact Sensitivity, 2 Kg Wt:</b> Bureau of Mines Apparatus, cm        60 Sample Wt 20 mg Picatinny Arsenal Apparatus, in.        14 Sample Wt, mg                                20	<b>Boiling Point:</b> °C	
	<b>Refractive Index, n<sub>D</sub><sup>20</sup></b> n <sub>D</sub> <sup>20</sup> n <sub>D</sub> <sup>20</sup>	
	<b>200 Gram Bomb Sand Test:</b> Sand, gm                                        56.6	
<b>Friction Pendulum Test:</b> Steel Shoe        Unaffected Fiber Shoe        Unaffected	<b>Vacuum Stability Test:</b> cc/40 Hrs, at 90°C 100°C 120°C                                        0.86 135°C 150°C	
<b>Rifle Bullet Impact Test:</b> Trials  Explosions                                % 30 Partial                                        30 Burned                                        0 Unaffected                                    40	<b>200 Gram Bomb Sand Test:</b> Sand, gm                                        56.6	
<b>Explosion Temperature:</b> °C Seconds, 0.1 (no cap used)        - 1    - 5        Decomposes        265 10 15 20	<b>Sensitivity to Initiation:</b> Minimum Detonating Charge, gm Mercury Fulminate                        0.21* Lead Azide                                    0.20* Tetryl *Alternative initiating charges.	
	<b>Ballistic Mortar, % TNT: (a)</b> 135	
	<b>Trend Test, % TNT:</b>	
	<b>Plate Dent Test: (b)</b>	
<b>75°C International Heat Test:</b> % Loss in 48 Hrs	Method                                        B Condition                                      Cast Confined                                        No Density, gm/cc                                1.725 Brisance, % TNT                              136	
<b>100°C Heat Test:</b> % Loss, 1st 48 Hrs                        0.07 % Loss, 2nd 48 Hrs                        0.08 Explosion in 100 Hrs                        None	<b>Detonation Rate:</b> Confinement                                    None Condition                                        Cast Charge Diameter, in.                        1.0 Density, gm/cc                                1.73 Rate, meters/second                        8060	
<b>Flammability Index:</b>		
<b>Hygroscopicity:</b> %                        Nil		
<b>Volatility:</b> Nil		

AMCP 706-177

Cyclotol, 70/30

<b>Fragmentation Test:</b>  <b>90 mm HE, M71 Projectile, Lot WC-91:</b> Density, gm/cc            1.71 Charge Wt, lb                2.213  <b>Total No. of Fragments:</b> For TNT                      703 For Subject HE               1165  <b>3 inch HE, M42A1 Projectile, Lot KC-S:</b> Density, gm/cc            1.72 Charge Wt, lb                0.923  <b>Total No. of Fragments:</b> For TNT                      514 For Subject HE               828	<b>Shaped Charge Effectiveness, TNT = 100:</b>  <table style="width: 100%; border-collapse: collapse;"> <thead> <tr> <th style="width: 50%;"></th> <th style="width: 25%;">Glass Cones</th> <th style="width: 25%;">Steel Cones (e)</th> </tr> </thead> <tbody> <tr> <td>Hole Volume</td> <td></td> <td></td> </tr> <tr> <td>Hole Depth</td> <td></td> <td>130</td> </tr> </tbody> </table>		Glass Cones	Steel Cones (e)	Hole Volume			Hole Depth		130
	Glass Cones	Steel Cones (e)								
Hole Volume										
Hole Depth		130								
<b>Fragment Velocity: ft/sec</b> At 9 ft At 25½ ft Density, gm/cc	<b>Color:</b> Yellow-buff									
<b>Blast (Relative to TNT):</b> (d)  <b>Air:</b> Peak Pressure                    110 Impulse                             120 Energy                                --  <b>Air, Confined:</b> Impulse  <b>Under Water:</b> Peak Pressure Impulse Energy  <b>Underground:</b> Peak Pressure Impulse Energy	<b>Principal Uses:</b> Shaped charge bombs; especially fragmentation HE projectiles, grenades  <b>Method of Loading:</b> Cast  <b>Loading Density: gm/cc</b> 1.71									
<b>Preparation:</b> See Composition B <b>Origin:</b> Developed by the British between World Wars I and II and standardized in the United States early in World War II. <b>Absolute Viscosity, poises:*</b> Temp, 85°C                                -- 90°C                                        53.2 <b>Efflux Viscosity, Saybolt Seconds:</b> Temp, 85°C                                5 <b>Heat of:</b> ** Combustion, cal/gm                                2685 Explosion, cal/gm                                1213 Gas Volume, cc/gm                                854	<b>Storage:</b>  <b>Method</b> Dry  <b>Hazard Class (Quantity-Distance)</b> Class 9  <b>Compatibility Group</b> Group I  <b>Exudation</b>									
<b>* Composition using Spec Grade Type A,            Class A RDX.</b> <b>** Calculated from composition of mixture.</b>										



Cyclotol, 65/35

AMCP 706-177

<b>Composition:</b> % RDX 55 TNT 35  C/H Ratio	<b>Molecular Weight:</b> 224
	<b>Oxygen Balance:</b> CO <sub>2</sub> % -40 CO % -9
	<b>Density:</b> gm/cc Cast 1.71
	<b>Melting Point:</b> °C
	<b>Freezing Point:</b> °C
<b>Impact Sensitivity, 2 Kg Wt:</b> Bureau of Mine: Apparatus, cm Sample Wt 20 mg Picatinny Arsenal Apparatus, in. Sample Wt. mg	<b>Boiling Point:</b> °C
	<b>Refractive Index, n<sub>D</sub><sup>20</sup></b> n <sub>D</sub> <sup>20</sup> n <sub>D</sub> <sup>20</sup>
	<b>Vacuum Stability Test:</b> cc/40 Hrs, at 90°C 100°C 120°C 135°C 150°C
<b>Friction Pendulum Test:</b> Steel Shoe Unaffected Fiber Shoe Unaffected	<b>200 Gram Bomb Sand Test:</b> Sand, gm 55.4
<b>Rifle Bullet Impact Test:</b> Trials Explosions % Partials Burned Unaffected	
<b>Explosion Temperature:</b> °C Seconds, 0.1 (no cap used) 1 5 Decomposes 270 10 15 20	<b>Sensitivity to Initiation:</b> Minimum Detonating Charge, gm Mercury Fulminate Lead Azide Tetryl
	<b>75°C International Heat Test:</b> % Loss in 48 Hrs
<b>100°C Heat Test:</b> % Loss, 1st 48 Hrs % Loss, 2nd 48 Hrs Explosion in 100 Hrs	<b>Trazed Test, % TNT:</b>
	<b>Flammability Index:</b>
<b>Hygroscopicity:</b> % N11	<b>Detonation Rate:</b> Confinement None Condition Cast Charge Diameter, in. 1.0 Density, gm/cc 1.72 Rate, meters/second 7975
<b>Volatility:</b> N11	

AMCP 706-177

Cyclotol, 65/35

<p><b>Fragmentation Test:</b></p> <p><b>98 mm HE, M71 Projectile, Lot WC-91:</b>                  Density, gm/cc            1.71                  Charge Wt, lb                2.253</p> <p><b>Total No. of Fragments:</b>                  For TNT                        703                  For Subject HE                1153</p> <p><b>3 inch HE, M43A1 Projectile, Lot KC-5:</b>                  Density, gm/cc                1.71                  Charge Wt, lb                0.922</p> <p><b>Total No. of Fragments:</b>                  For TNT                        514                  For Subject HE                769</p>	<p><b>Shaped Charge Effectiveness, TNT = 100:</b></p> <table border="1"> <thead> <tr> <th></th> <th>Glass Cones</th> <th>Steel Cones (e)</th> </tr> </thead> <tbody> <tr> <td>Hole Volume</td> <td></td> <td></td> </tr> <tr> <td>Hole Depth</td> <td></td> <td>130</td> </tr> </tbody> </table> <p><b>Color:</b>                            Yellow-buff</p> <p><b>Principal Uses:</b> Shaped charge bombs; especially fragmentation HE projectiles, grenades</p> <p><b>Method of Loading:</b>                            Cast</p> <p><b>Loading Density: gm/cc</b>                            1.71</p>		Glass Cones	Steel Cones (e)	Hole Volume			Hole Depth		130			
	Glass Cones	Steel Cones (e)											
Hole Volume													
Hole Depth		130											
<p><b>Fragment Velocity: ft/sec</b>                  At 9 ft                  At 25½ ft                  Density, gm/cc</p>	<p><b>Storage:</b></p> <p><b>Method</b>    Dry</p> <p><b>Hazard Class (Quantity-Distance)</b>                            Class 9</p> <p><b>Compatibility Group</b>    Group I</p> <p><b>Exudation</b></p>												
<p><b>Blast (Relative to TNT):</b></p> <p><b>Air:</b>                  Peak Pressure                  Impulse                  Energy</p> <p><b>Air, Confined:</b>                  Impulse</p> <p><b>Under Water:</b>                  Peak Pressure                  Impulse                  Energy</p> <p><b>Underground:</b>                  Peak Pressure                  Impulse                  Energy</p> <p><b>Heat of:</b>    *</p> <p>Combustion, cal/gm                            2755                  Explosion, cal/gm                            1205                  Gas Volume, cc/gm                            845</p> <p>* Calculated from composition of mixture.</p>	<p><b>Preparation:</b> See Composition B</p> <p><b>Origin:</b> Developed by the British between World Wars I and II and standardized in the United States early in World War II.</p> <p><b>Eutectic Temperature, °C:</b>                            79</p> <table border="1"> <thead> <tr> <th>gm RDX/100 gm TNT</th> <th></th> </tr> </thead> <tbody> <tr> <td>79°C</td> <td>4.16</td> </tr> <tr> <td>95°C</td> <td>5.85</td> </tr> </tbody> </table> <p><b>Absolute Viscosity, poises:*</b></p> <table border="1"> <thead> <tr> <th>Temp, °C</th> <th></th> </tr> </thead> <tbody> <tr> <td>85°C</td> <td>30.2</td> </tr> <tr> <td>90°C</td> <td>26.0</td> </tr> </tbody> </table> <p>* Composition using Spec Grade Type A, Class A RDX.</p>	gm RDX/100 gm TNT		79°C	4.16	95°C	5.85	Temp, °C		85°C	30.2	90°C	26.0
gm RDX/100 gm TNT													
79°C	4.16												
95°C	5.85												
Temp, °C													
85°C	30.2												
90°C	26.0												

Cyclotol, 60/40

AMCP 706-177

<b>Composition:</b> % RDX 60 TNT 40  C/H Ratio	<b>Molecular Weight:</b> 224											
	<b>Oxygen Balance:</b> CO <sub>2</sub> % -43 CO % 10											
	<b>Density: gm/cc</b>	Cast 1.68										
	<b>Melting Point: °C</b>											
<b>Freezing Point: °C</b>												
<b>Impact Sensitivity, 2 Kg Wt:</b> Bureau of Mines Apparatus, cm 75 Sample Wt 20 mg Picatinny Arsenal Apparatus, in. 14 Sample Wt, mg 19	<b>Boiling Point: °C</b>											
	<b>Refractive Index, n<sub>D</sub><sup>20</sup></b>											
	<b>n<sub>D</sub><sup>25</sup></b>											
<b>Friction Pendulum Test:</b> Steel Shoe Unaffected Fiber Shoe Unaffected		<b>Vacuum Stability Test:</b> cc/40 Hrs, at 90°C 100°C 120°C 0.29 135°C 150°C										
<b>Rifle Bullet Impact Test:</b> <table border="1"> <tr> <th>Trials</th> <th>%</th> </tr> <tr> <td>Explosions</td> <td>5</td> </tr> <tr> <td>Particls</td> <td>55</td> </tr> <tr> <td>Burned</td> <td>25</td> </tr> <tr> <td>Unaffected</td> <td>15</td> </tr> </table>			Trials	%	Explosions	5	Particls	55	Burned	25	Unaffected	15
Trials	%											
Explosions	5											
Particls	55											
Burned	25											
Unaffected	15											
<b>200 Gram Bomb Sand Test:</b> Sand, gm 54.6												
<b>Explosion Temperature: °C</b> Seconds, 0.1 (no cap used) 1 5 Decomposes 280 10 15 20		<b>Sensitivity to Initiation:</b> Minimum Detonating Charge, gm Mercury Fulminate 0.22* Lead Azide 0.20* Tetryl *Alternative initiating charges.										
<b>75°C International Heat Test:</b> % Loss in 48 Hrs		<b>Ballistic Mortar, % TNT: (a)</b> 1.33										
<b>100°C Heat Test:</b> % Loss, 1st 48 Hrs % Loss, 2nd 48 Hrs Explosion in 100 Hrs		<b>Tressal Test, % TNT:</b>										
<b>Flammability Index:</b>		<b>Plate Dent Test: (b)</b>										
<b>Hygroscopicity: %</b> Nil		Method B										
<b>Volatility:</b> Nil		Condition Cast										
		Confined No										
		Density, gm/cc 1.72										
		Brisance, % TNT 132										
		<b>Detonation Rate:</b>										
		Confinement None										
		Condition Cast										
		Charge Diameter, in. 1.0										
		Density, gm/cc 1.72										
		Rate, meters/second 7900										

AMCP 706-177

Cyclotol, 60/40

<p><b>Fragmentation Test:</b></p> <p><b>90 mm HE, M71 Projectile, Lot WC-91:</b>                  Density, gm/cc            1.65                  Charge Wt, lb                2.187</p> <p><b>Total No. of Fragments:</b>                  For TNT                        703                  For Subject HE                998</p> <p><b>3 inch HE, M42A1 Projectile, Lot KC-3:</b>                  Density, gm/cc            1.67                  Charge Wt, lb                0.882</p> <p><b>Total No. of Fragments:</b>                  For TNT                        514                  For Subject HE                701</p>	<p><b>Shaped Charge Effectiveness, TNT = 100:</b></p> <table border="1"> <thead> <tr> <th></th> <th>Glass Cones</th> <th>Steel Cones</th> <th>(a)</th> </tr> </thead> <tbody> <tr> <td>Hole Volume</td> <td>178</td> <td>162</td> <td></td> </tr> <tr> <td>Hole Depth</td> <td>125</td> <td>148</td> <td></td> </tr> </tbody> </table> <p><b>Color:</b>                                Yellow-buff</p> <p><b>Principal Uses:</b> Shaped charge bomb; especially fragmentation HE projectiles, grenades</p> <p><b>Method of Loading:</b>                Cast</p> <p><b>Loading Density: gm/cc</b>            1.68</p> <p><b>Storage:</b></p> <p><b>Method</b>                                Dry</p> <p><b>Hazard Class (Quantity-Distance)</b>    Class 9</p> <p><b>Compatibility Group</b>                Group I</p> <p><b>Exudation</b></p> <p><b>Preparation:</b> See Composition B</p> <p><b>Origin:</b> Developed by the British between World Wars I and II and standardized in the United States early in World War II.</p> <p><b>Bulk Modulus at Room Temperature (25°-30°C):</b></p> <table border="1"> <tbody> <tr> <td>Dynes/cm<sup>2</sup> x 10<sup>-10</sup></td> <td>4.14</td> </tr> <tr> <td>Density, gm/cc</td> <td>1.72</td> </tr> </tbody> </table> <p><b>Absolute Viscosity, poises:*</b></p> <table border="1"> <tbody> <tr> <td>Temp, 85°C</td> <td>12.3</td> </tr> <tr> <td>90°C</td> <td>--</td> </tr> </tbody> </table> <p>* Compositions using Spec Grade Type A, Class A RDX.</p>		Glass Cones	Steel Cones	(a)	Hole Volume	178	162		Hole Depth	125	148		Dynes/cm <sup>2</sup> x 10 <sup>-10</sup>	4.14	Density, gm/cc	1.72	Temp, 85°C	12.3	90°C	--
	Glass Cones	Steel Cones	(a)																		
Hole Volume	178	162																			
Hole Depth	125	148																			
Dynes/cm <sup>2</sup> x 10 <sup>-10</sup>	4.14																				
Density, gm/cc	1.72																				
Temp, 85°C	12.3																				
90°C	--																				
<p><b>Fragment Velocity: ft/sec</b>            (c)</p> <p>At 9 ft                                2965                  At 25½ ft                            2800</p> <p>Density, gm/cc                        --</p>																					
<p><b>Blast (Relative to TNT):</b>            (d)</p> <p><b>Air:</b></p> <p>Peak Pressure                        104                  Impulse                                116                  Energy                                 --</p> <p><b>Air, Confined:</b></p> <p>Impulse</p> <p><b>Under Water:</b></p> <p>Peak Pressure                  Impulse                  Energy</p> <p><b>Underground:</b></p> <p>Peak Pressure                  Impulse                  Energy</p> <p><b>Heat of:</b>                                *</p> <p>Combustion, cal/gm                2820                  Explosion, cal/gm                1195                  Gas Volume, cc/gm                845</p> <p><b>Compressive Strength: lb/inch<sup>2</sup></b>                  1.70 gm/cc                            2200-3000</p>																					

\* Calculated from composition of mixture.

Cyclotol, 75/25, 70/30, 65/35

AMCP 706-177

References:<sup>15</sup>

- (a) L. C. Smith and E. G. Eyster, Physical Testing of Explosives, Part III - Miscellaneous Sensitivity Tests; Performance Tests, OSRD Report No. 5746, 27 December 1945.
- (b) D. P. MacDougall, Methods of Physical Testing, OSRD Report No. 803, 11 August 1942.
- (c) R. W. Drake, Fragment Velocity and Panel Penetration of Several Explosives in Simulated Shells, OSRD Report No. 5622, 2 January 1946.
- (d) V. Philipchuk, Free Air Blast Evaluation of RDX-TNT-Al, RDX-TNT, and TNT-Metal Systems, National Northern Summary Report, NN-P-34, April 1956.
- (e) Eastern Laboratory, du Pont, Investigation of Cavity Effect. Section III, Variation of Cavity Effect with Composition, NDRC Contract W-672-ORD-5723.
- (f) W. S. Cramer, Bulk Compressibility Data on Several High Explosives, NAVORD Report No. 4380, 15 September 1956.

(g) Also see the following Picatinny Arsenal Technical Reports on Cyclotols:

<u>0</u>	<u>1</u>	<u>2</u>	<u>3</u>	<u>4</u>	<u>5</u>	<u>6</u>	<u>7</u>	<u>8</u>	<u>9</u>
1290	1651	1482	1483	1824	1435	1476	1427	1398	1469
1530	1741		1793	1834	1585	1756	1507	1488	1509
			1903	1944		1796	1747	1838	1709
				2004		1876			

(h) C. Lenchitz, W. Beach and R. Valicky, Enthalpy Changes, Heat of Fusion and Specific Heat of Basic Explosives, PATR No. 2504, January 1959.

<sup>15</sup>See footnote 1, page 10.

AMCP 706-177

Cyclotrimethylene Trinitrosamine

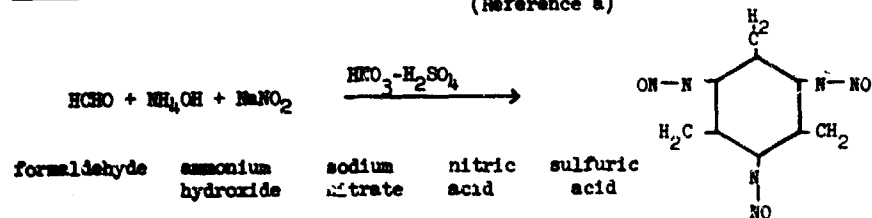
<b>Composition:</b> % C 20.6 H 3.5 N 48.3 O 27.6 C/H Ratio 0.12		<b>Molecular Weight:</b> (C <sub>3</sub> H <sub>6</sub> N <sub>6</sub> O <sub>3</sub> ) 174
		<b>Oxygen Balance:</b> CO <sub>2</sub> % -55 CO % -88
		<b>Density:</b> gm/cc
		<b>Melting Point:</b> °C 105 to 107
		<b>Freezing Point:</b> °C
<b>Impact Sensitivity, 2 Kg Wt:</b> Bureau of Mines Apparatus, cm Sample Wt 20 mg 15 to 22 Picatinny Arsenal Apparatus, in. Sample Wt, mg 17 to 20	<b>Boiling Point:</b> °C	
<b>Friction Pendulum Test:</b> Steel Shoe Unaffected Fiber Shoe Unaffected	<b>Refractive Index, n<sub>D</sub><sup>20</sup></b> n <sub>D</sub> <sup>20</sup> n <sub>D</sub> <sup>25</sup>	
<b>Rifle Bullet Impact Test:</b> Trials % Explosions Partials Burned Unaffected	<b>Vacuum Stability Test:</b> (c) cc/40 Hrs, at 90°C 0.20 100°C 9.19 3.71* *Average value of 5 gm sample twice recrystallized from isoamyl alcohol.	
<b>Explosion Temperature:</b> °C Seconds, 0.1 (no cap used) 1 5 220 10 15 20	<b>200 Gram Bomb Sand Test:</b> Sand, gm 59.2 54.1	
<b>75°C International Heat Test:</b> % Loss in 48 Hrs	<b>Sensitivity to Initiation:</b> Minimum Detonating Charge, gm Mercury Fulminate 0.200** Lead Azide 0.100** **Alternative initiating charges.	
<b>100°C Heat Test:</b> % Loss, 1st 48 Hrs 8.79 % Loss, 2nd 48 Hrs 2.98 Explosion in 100 Hrs None	<b>Ballistic Mortar, % TNT:</b> 130	
<b>Flammability Index:</b>	<b>Treuzl Test, % TNT:</b>	
<b>Hygroscopicity:</b> % 30°C, 90% RH 0.02	<b>Plate Dent Test:</b> Method Condition Confined Density, gm/cc Brisance, % TNT	
<b>Volatility:</b>	<b>Detonation Rate:</b> (b) Confinement None Condition Cast Charge Diameter, in. 1.2 Density, gm/cc 1.42 Rate, meters/second 7000 to 7300	

Cyclotrimethylene Trinitrosamine

AMCP 706-177

<b>Fragmentation Test:</b> <b>90 mm HE, M71 Projectile, Lot WC-91:</b> Density, gm/cc Charge Wt, lb  <b>Total No. of Fragments:</b> For TNT For Subject HE  <b>3 inch HE, M42A1 Projectile, Lot KC-5:</b> Density, gm/cc Charge Wt, lb  <b>Total No. of Fragments:</b> For TNT For Subject HE	<b>Shaped Charge Effectiveness, TNT = 100:</b>  <table border="0"> <tr> <td></td> <td style="text-align: center;">Glass Cones</td> <td style="text-align: center;">Steel Cones</td> </tr> <tr> <td>Hole Volume</td> <td></td> <td></td> </tr> <tr> <td>Hole Depth</td> <td></td> <td></td> </tr> </table>		Glass Cones	Steel Cones	Hole Volume			Hole Depth																	
	Glass Cones	Steel Cones																							
Hole Volume																									
Hole Depth																									
	Color: <span style="float: right;">Yellow</span>																								
	Principal Uses: Ingredient of projectile filler																								
	Method of Loading: Pressed or cast with added melting point depressants																								
	Loading Density: gm/cc <span style="float: right;">See below</span>																								
Fragment Velocity: ft/sec At 9 ft At 25½ ft Density, gm/cc	<b>Storage:</b>  <table border="0"> <tr> <td>Method</td> <td style="text-align: right;">Dry</td> </tr> <tr> <td>Hazard Class (Quantity-Distance)</td> <td style="text-align: right;">Class 9</td> </tr> <tr> <td>Compatibility Group</td> <td style="text-align: right;">Group M</td> </tr> <tr> <td>Exudation</td> <td style="text-align: right;">None</td> </tr> </table>	Method	Dry	Hazard Class (Quantity-Distance)	Class 9	Compatibility Group	Group M	Exudation	None																
Method	Dry																								
Hazard Class (Quantity-Distance)	Class 9																								
Compatibility Group	Group M																								
Exudation	None																								
<b>Blot (Relative to TNT):</b>  <b>Air:</b> Peak Pressure Impulse Energy  <b>Air, Confined:</b> Impulse  <b>Under Water:</b> Peak Pressure Impulse Energy  <b>Underground:</b> Peak Pressure Impulse Energy	<b>Density at Various Pressures:</b> (h)  <table border="0"> <thead> <tr> <th></th> <th style="text-align: center;"><u>lb/inch<sup>2</sup></u></th> <th style="text-align: center;"><u>gm/cc</u></th> </tr> </thead> <tbody> <tr> <td></td> <td style="text-align: center;">2,420</td> <td style="text-align: center;">1.10</td> </tr> <tr> <td></td> <td style="text-align: center;">4,830</td> <td style="text-align: center;">1.23</td> </tr> <tr> <td></td> <td style="text-align: center;">9,650</td> <td style="text-align: center;">1.37</td> </tr> <tr> <td></td> <td style="text-align: center;">14,500</td> <td style="text-align: center;">1.44</td> </tr> <tr> <td></td> <td style="text-align: center;">24,200</td> <td style="text-align: center;">1.53</td> </tr> <tr> <td></td> <td style="text-align: center;">33,800</td> <td style="text-align: center;">1.57</td> </tr> <tr> <td></td> <td style="text-align: center;">42,500</td> <td style="text-align: center;">1.59</td> </tr> </tbody> </table>		<u>lb/inch<sup>2</sup></u>	<u>gm/cc</u>		2,420	1.10		4,830	1.23		9,650	1.37		14,500	1.44		24,200	1.53		33,800	1.57		42,500	1.59
	<u>lb/inch<sup>2</sup></u>	<u>gm/cc</u>																							
	2,420	1.10																							
	4,830	1.23																							
	9,650	1.37																							
	14,500	1.44																							
	24,200	1.53																							
	33,800	1.57																							
	42,500	1.59																							
	<b>Heat of:</b>  <table border="0"> <tr> <td>Combustion, cal/gm</td> <td style="text-align: right;">3158</td> </tr> <tr> <td>Explosion, cal/gm</td> <td style="text-align: right;">876</td> </tr> <tr> <td>Formation, cal/gm</td> <td style="text-align: right;">-914</td> </tr> </table>	Combustion, cal/gm	3158	Explosion, cal/gm	876	Formation, cal/gm	-914																		
Combustion, cal/gm	3158																								
Explosion, cal/gm	876																								
Formation, cal/gm	-914																								

AKCP 706-177

Cyclotrimethylene TrinitrosaminePreparation of Hexahydro-1,3,5-Trinitroso-s-triazine Cyclotrimethylene Trinitrosamine:  
(Reference a)

An ammoniacal solution of an amine is prepared by adding aqueous formaldehyde to ammonium hydroxide. The rate of addition of formaldehyde is regulated to maintain a solution temperature of 30° to 35°C.

Sodium nitrite is dissolved in water and the solution or slurry is then poured into the previously prepared amine-ammonia solution and totally dissolved by stirring. This solution is chilled to below 0°C.

Into a mixed acid solution, previously prepared by dissolving concentrated nitric acid in water and adding concentrated sulfuric acid, all chilled to -9°C, there is added the cold amine-nitrite solution below the surface of the acid mixture. The addition is regulated to take 20 to 30 minutes.

The resulting foamy head of cyclotrimethylene trinitrosamine is allowed to sit over the icy spent liquor for 1/2 hour and is then collected on a sintered glass funnel and washed to neutrality. The moist cyclotrimethylene trinitrosamine is removed from the funnel and air-dried on filter paper. The dry crude product melts at 106° to 107°C. Recrystallization from isooctyl alcohol gives a pure compound melting at 105° to 107°C.

Origin:

Cyclotrimethylene trinitrosamine was discovered in 1888 simultaneously by Griess and Harrow (Ber 21 (1888), p. 2737) and by Mayer (Ber 21 (1888), p. 2883) when sodium nitrite was allowed to react with hexamethylene tetramine in acid solution. This compound was later studied by Duden and Scherff (Ann 288 (1895), p. 218) and by Delépine who determined its heat of formation, which was negative (Bull Soc chim (3) 15 (1896), p. 1199). Because cyclotrimethylene trinitrosamine could be made at first in very poor yield only, it was a long time before it received consideration for practical application as an explosive. However, the study of cyclotrimethylene trinitrosamine was continued and investigations were made as to its behavior in mixtures with other substances (Prof. D. G. Römer "Report on Explosives," BIOSGP 2-HBC 5742).

Destruction by Chemical Decomposition:

Cyclotrimethylene trinitrosamine is easily decomposed by acid or alkali and even by boiling in water.



Cyclotrimethylene Trinitrosamine

AMCP 706-177

High Temperature Decomposition, 0.02 gm in 10 ml Test Tube: (b)

<u>Immersed 10 minutes in bath heated at 5°/minute</u>	
	<u>Temp. °C</u>
(1) Melting begins	105
Decomposition begins	150
Nitrous gas	160
Entire decomposition	170
(2) Some bubbles	110
Very slow decomposition	150
Decomposes in 2 minutes	200
Decomposes in 40 seconds	250
Immediate decomposition	300

Long Term Stability: (b)

Cyclotrimethylene trinitrosamine loosely packed in covered wooden boxes for six years at ambient temperature and protected from the sun:

1. Explosive showed no color change.
2. Melting point decreased from 104.5° to 104°C.
3. Coefficient of "Utilisation Pratique" decreased from 125.5 to 123.5.
4. An Abel Test at 110°C gave no color to iodine starch paper in 15 minutes.

Fusion Tests, Mixtures of Cyclotrimethylene Trinitrosamine and TNT: (b)

<u>Cyclotrimethylene Trinitrosamine, %</u>	<u>Melting Point, °C</u>
10	74
20	68
30	62
40	55
42	55 (Eutectic)
50	61
60	69
70	77
95	95

Eutectic Composition With TNT: (b) Rate of Detonation, meters/second

42% Cyclotrimethylene Trinitrosamine 7,000  
58% TNT

AMCP 706-177

Cyclotrimethylene trinitrosamine

Reaction of Cyclotrimethylene Trinitrosamine With Other Materials: (b)

1. Iron powder	Slight reaction
2. Copper powder	Slight reaction
3. Aluminum powder	Slight reaction
4. 2 parts picric acid + 1 part R-Salt	a. Violent decomposition after 2 hours at 10°C b. Violent decomposition after 10 to 15 minutes at 100°C
5. 2 parts nitroglycerin + 1 part R-Salt	No evidence of decomposition after 5 days at 90°C

Detonation Data: (b)

Confinement	Paper cartridge
Condition	resced
Charge Diameter, in.	1.18
Rate, meters/second	Density, gm/cc
5180	0.85
5760	1.00
6600	1.20
7330	1.40
7600	1.50
7800	1.57

References:<sup>16</sup>

(a) Arthur D. Little, Inc. Progress Report No. 106, Fundamental Development of High Explosives, April 1955, Contract No. DAI-19-020-501-ORD(P)-33.

(b) Louis Médard and Maurice Ditour, "Étude Des Propriétés De La Cyclotriméthylène Trinitrosamine," Mém poudr, 37, 1924 (1954).

(c) H. A. Bronner and J. V. R. Kaufman, "Synthesis and Properties of R-Salt," PATR in preparation 1959.

(d) Also see the following Picatinny Arsenal Technical Reports on Cyclotrimethylene Trinitrosamine: 1174, 2179.

<sup>16</sup>See footnote 1, page 10.

DBX (Depth Bomb Explosive)

AMCP 706-177

<b>Composition:</b> % Ammonium Nitrate 21 RDX 21 TNT 40 Aluminum 18 C/H Ratio	<b>Molecular Weight:</b> 83	
	<b>Oxygen Balance:</b> CO <sub>2</sub> % -46 CO % -26	
	<b>Density:</b> gm/cc	Cast 1.68
	<b>Melting Point:</b> °C	
	<b>Freezing Point:</b> °C	
<b>Impact Sensitivity, 2 Kg Wt:</b> Bureau of Mines Apparatus, cm 35 Sample Wt 20 mg Picatinny Arsenal Apparatus, in. 13 Sample Wt, mg 14	<b>Boiling Point:</b> °C	
	<b>Refractive Index, n<sub>D</sub><sup>20</sup></b>	
<b>Friction Pendulum Test:</b> Steel Shoe Fiber Shoe	<b>Vacuum Stability Test:</b> cc/40 Hrs, at 90°C 100°C 120°C 6.15 135°C 150°C	
<b>Rifle Bullet Impact Test:</b> Trials % Explosions Partial Burned Unaffected	<b>200 Gram Bomb Sand Test:</b> Sand, gm 58.5	
	<b>Explosion Temperature:</b> °C Seconds, 0.1 (no cap used) 1 5 Ignites 400 10 15 20	<b>Sensitivity to Initiation:</b> Minimum Detonating Charge, gm: Mercury Fulminate Lead Azide 0.20 Tetryl 0.10
<b>75°C International Heat Test:</b> % Loss in 48 Hrs	<b>Ballistic Mortar, % TNT: (a)</b> 146	
	<b>100°C Heat Test:</b> % Loss, 1st 48 Hrs % Loss, 2nd 48 Hrs Explosion in 100 Hrs	<b>Troust Test, % TNT:</b>
<b>Plate Dent Test: (b)</b>		
Method		B
Condition		Cast
<b>Flammability Index:</b>	Confined	No
	Density, gm/cc	1.76
<b>Hygroscopicity: %</b>	Brisance, % TNT	102
	<b>Volatility:</b>	<b>Detonation Rate: (c)</b>
Confinement		None
Condition		Cast
Charge Diameter, in.		1.6
	Density, gm/cc	1.65
	Rate, meters/second	6600

AMCP 706-177

DBX (Depth Bomb Explosive)

<b>Booster Sensitivity Test:</b> Condition Tetryl, gm Wax, in. for 50% Detonation Wax, gm Density, gm/cc	(e) Cast 100 1.35 1.76	<b>Decomposition Equation:</b> Oxygen, atoms/sec (Z/sec) Heat, kilocalorie/mole (ΔH, kcal/mol) Temperature Range, °C Phase
<b>Heat of:</b> Combustion, cal/gm Explosion, cal/gm Gas Volume, cc/gm Formation, cal/gm Fusion, cal/gm	(d) 1700	<b>Armor Plate Impact Test:</b>  <b>60 mm Mortar Projectile:</b> 50% Inert, Velocity, ft/sec Aluminum Fineness  <b>500-lb General Purpose Bomb:</b>  Plate Thickness, inches  1 1¼ 1½ 1¾
<b>Specific Heat:</b> cal/gm/°C -5°C, density 1.75 gm/cc	(d) 0.25	
<b>Burning Rate:</b> cm/sec		<b>Bomb Drop Test:</b>
<b>Thermal Conductivity:</b> cal/sec/cm/°C Density 1.75 gm/cc	13.2 x 10 <sup>-4</sup>	<b>T7, 2000-lb Semi-Armor-Piercing Bomb vs Concrete:</b>  Max Safe Drop, ft
<b>Coefficient of Expansion:</b> Linear, %/°C -73°-75°C  Volume, %/°C	4.5 x 10 <sup>-5</sup>	<b>500-lb General Purpose Bomb vs Concrete:</b>  Height, ft Trials Unaffected Low Order High Order
<b>Hardness, Mohs' Scale:</b>		<b>1000-lb General Purpose Bomb vs Concrete:</b>  Height, ft Trials Unaffected Low Order High Order
<b>Young's Modulus:</b> E', dynes/cm <sup>2</sup> E, lb/inch <sup>2</sup> Density, gm/cc	(d) 10.4 x 10 <sup>10</sup> 1.51 x 10 <sup>6</sup> 1.72	
<b>Compressive Strength:</b> lb/inch <sup>2</sup> Density 1.78 gm/cc	(d) 3210-3380	
<b>Vapor Pressure:</b> °C                      mm Mercury		

DBX (Depth Bomb Explosive)

AMCP '06-177

<p><b>Fragmentation Test:</b></p> <p><b>90 mm HE, M71 Projectile, Lot WC-91:</b> Density, gm/cc Charge Wt, lb</p> <p><b>Total No. of Fragments:</b> For TNT For Subject HE</p> <p><b>3 inch HE, M42A1 Projectile, Lot KC-3:</b> Density, gm/cc Charge Wt, lb</p> <p><b>Total No. of Fragments:</b> For TNT For Subject HE</p>	<p><b>Shaped Charge Effectiveness, TNT = 100:</b></p> <table style="width: 100%; border-collapse: collapse;"> <thead> <tr> <th style="width: 60%;"></th> <th style="width: 20%;">Glass Cones</th> <th style="width: 20%;">Steel Cones</th> </tr> </thead> <tbody> <tr> <td>Hole Volume</td> <td></td> <td></td> </tr> <tr> <td>Hole Depth</td> <td></td> <td></td> </tr> </tbody> </table>		Glass Cones	Steel Cones	Hole Volume			Hole Depth																					
	Glass Cones	Steel Cones																											
Hole Volume																													
Hole Depth																													
	<p><b>Color:</b> Gray</p>																												
	<p><b>Principal Uses:</b> Depth charge</p>																												
	<p><b>Method of Loading:</b> Cast</p>																												
	<p><b>Loading Density: gm/cc</b> 1.61-1.69</p>																												
<p><b>Fragment Velocity: ft/sec</b> At 9 ft At 25 1/2 ft Density, gm/cc</p>	<p><b>Storage:</b></p> <p><b>Method</b> Dry</p> <p><b>Hazard Class (Quantity-Distance)</b> Class 9</p> <p><b>Compatibility Group</b> Group I</p> <p><b>Exudation</b></p>																												
<p><b>Blast (Relative to TNT):</b> (d)</p> <table style="width: 100%; border-collapse: collapse;"> <tbody> <tr> <td colspan="2"><b>Air:</b></td> </tr> <tr> <td style="width: 70%;">Peak Pressure</td> <td>118</td> </tr> <tr> <td>Impulse</td> <td>127</td> </tr> <tr> <td>Energy</td> <td>138</td> </tr> <tr> <td colspan="2"><b>Air, Confined:</b></td> </tr> <tr> <td>Impulse</td> <td></td> </tr> <tr> <td colspan="2"><b>Under Water:</b></td> </tr> <tr> <td>Peak Pressure</td> <td>--</td> </tr> <tr> <td>Impulse</td> <td>--</td> </tr> <tr> <td>Energy</td> <td>136</td> </tr> <tr> <td colspan="2"><b>Underground:</b></td> </tr> <tr> <td>Peak Pressure</td> <td></td> </tr> <tr> <td>Impulse</td> <td></td> </tr> <tr> <td>Energy</td> <td></td> </tr> </tbody> </table>	<b>Air:</b>		Peak Pressure	118	Impulse	127	Energy	138	<b>Air, Confined:</b>		Impulse		<b>Under Water:</b>		Peak Pressure	--	Impulse	--	Energy	136	<b>Underground:</b>		Peak Pressure		Impulse		Energy		<p><b>Preparation:</b></p> <p>DBX can be manufactured by slowly adding water-wet RDX to molten TNT melted in a steam-jacketed kettle equipped with a stirrer. When all the water has evaporated, ammonium nitrate is added and with heating and stirring continued, grained aluminum is added. The mixture is cooled with stirring continued to maintain uniformity and when suitable for pouring the mixture is cast. DBX can also be made by adding 21% ammonium nitrate and 18% aluminum to 42% cyclotol or Composition B of 50/50 RDX/TNT content plus 19% of TNT previously melted at about 100° C.</p>
<b>Air:</b>																													
Peak Pressure	118																												
Impulse	127																												
Energy	138																												
<b>Air, Confined:</b>																													
Impulse																													
<b>Under Water:</b>																													
Peak Pressure	--																												
Impulse	--																												
Energy	136																												
<b>Underground:</b>																													
Peak Pressure																													
Impulse																													
Energy																													

AMCP 706-177

DEX (Depth Bomb Explosive)Origin:

DEX was developed and used by the United States and Great Britain during World War II.

References:<sup>17</sup>

(a) L. C. Smith and E. G. Eyster, Physical Testing of Explosives, Part III - Miscellaneous Sensitivity Tests; Performance Tests, OSRD Report No. 5746, 27 December 1945.

(b) D. P. MacDougall, Methods of Physical Testing, OSRD Report No. 803, 11 August 1942.

(c) G. H. Messerly, The Rate of Detonation of Various Explosive Compounds, OSRD Report No. 1219, 22 February 1943.

M. D. Hurwitz, The Rate of Detonation of Various Compounds and Mixtures, OSRD Report No. 5611, 15 January 1946.

(d) Philip C. Keenan and Dorothy Pipes, Table of Military High Explosives, Second Revision, NAVORD Report No. 87-46, 26 July 1946.

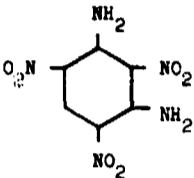
(e) L. C. Smith and S. R. Walton, A Consideration of RDX/Wax Mixtures as a Substitute for Tetryl in Boosters, NOL Memo 10,303, 15 June 1949.

(f) Also see the following Picatinny Arsenal Technical Reports on DEX: 1585 and 1635.

<sup>17</sup>See footnote 1, page 10.

1,3-Diamino-2,4,6-Trinitrobenzene (DATNB)

AMCP 706-177

<b>Composition:</b> % C 29.6 H 2.1 N 28.8 O 39.5 C/H Ratio 0.380		<b>Molecular Weight:</b> (C <sub>6</sub> H <sub>5</sub> N <sub>5</sub> O <sub>6</sub> ) 243
		<b>Oxygen Balance:</b> CO <sub>2</sub> % CO %
		<b>Density:</b> gm/cc      Crystal 1.83
		<b>Melting Point:</b> °C      (a) 290
		<b>Freezing Point:</b> °C
<b>Impact Sensitivity, 2 Kg Wt:</b> Bureau of Mines Apparatus, cm Sample Wt 20 mg      18 Picatinny Arsenal Apparatus, in.      9 Sample Wt, mg	<b>Boiling Point:</b> °C	
<b>Friction Pendulum Test:</b> Steel Shoe Fiber Shoe	<b>Refractive Index, n<sub>D</sub><sup>20</sup></b> n <sub>D</sub> <sup>20</sup> n <sub>D</sub> <sup>20</sup>	
<b>Rifle Bullet Impact Test:</b> Trials Explosions      % Partial Burned Unaffected	<b>Vacuum Stability Test:</b> cc/40 Hrs, at 90°C 100°C 120°C 135°C 150°C	
<b>Explosion Temperature:</b> °C Seconds, 0.1 (no cap used) 1 5 10 15 20	<b>200 Gram Bomb Sand Test:</b> Sand, gm      46.6	
<b>75°C International Heat Test:</b> % Loss in 48 Hrs	<b>Sensitivity to Initiation:</b> Minimum Detonating Charge, gm Mercury Fulminate      ---- Lead Azide      0.20 Tetryl      0.10	
<b>100°C Heat Test:</b> % Loss, 1st 48 Hrs      0.00 % Loss, 2nd 48 Hrs      0.4 Explosion in 100 Hrs      None	<b>Ballistic Mortar, % TNT:</b> 100	
<b>Flammability Index:</b>	<b>Treuzl Test, % TNT:</b>	
<b>Hygroscopicity:</b> %	<b>Plate Dent Test:</b> Method Condition Confined Density, gm/cc Brisance, % TNT	
<b>Volatility:</b>	<b>Detonation Rate:</b> Confinement      None Condition      Pressed Charge Diameter, in.      0.5 Density, gm/cc      1.55 Rate, meters/second      7500	

AMCP 706-177

1,3-Diamino-2,4,6-Trinitrobenzene (DAINB)

<b>Fragmentation Test:</b>  <b>90 mm HE, M71 Projectile, Lot WC-91:</b> Density, gm/cc Charge Wt, lb  <b>Total No. of Fragments:</b> For TNT For Subject HE  <b>3 inch HE, M42A1 Projectile, Lot KC-3:</b> Density, gm/cc Charge Wt, lb  <b>Total No. of Fragments:</b> For TNT For Subject HE	<b>Shaped Charge Effectiveness, TNT = 100:</b>  <table border="0"> <tr> <td></td> <td style="text-align: center;">Glass Cones</td> <td style="text-align: center;">Steel Cones</td> </tr> <tr> <td>Hole Volume</td> <td></td> <td></td> </tr> <tr> <td>Hole Depth</td> <td></td> <td></td> </tr> </table>		Glass Cones	Steel Cones	Hole Volume			Hole Depth		
		Glass Cones	Steel Cones							
	Hole Volume									
	Hole Depth									
	<b>Color:</b>	Yellow								
<b>Principal Uses:</b>										
<b>Method of Loading:</b>	Pressed									
<b>Fragment Velocity: ft/sec</b> At 9 ft At 25½ ft Density, gm/cc	<b>Loading Density: gm/cc</b> At 50,000 psi <span style="float: right;">1.65</span>									
<b>Blast (Relative to TNT):</b>  <b>Air:</b> Peak Pressure Impulse Energy  <b>Air, Confined:</b> Impulse  <b>Under Water:</b> Peak Pressure Impulse Energy  <b>Underground:</b> Peak Pressure Impulse Energy	<b>Storage:</b>  Method <span style="float: right;">Dry</span>  Hazard Class (Quantity-Distance)  Compatibility Group  Exudation <span style="float: right;">None</span>									
	<b>Cook-Off Temperature: °C</b> <span style="float: right;">320</span> Time, minutes <span style="float: right;">8</span>  <b>Heat of:</b> Explosion, cal/gm <span style="float: right;">2876</span>									



1,3-Diamino-2,4,6-Trinitrobenzene (DATNB)

AMCP 706-177

Preparation:

Fifty grams (50 gm) of dry styphnic acid was added to 200 gm of anhydrous pyridine with stirring. The resulting slurry was stirred for an additional 30 minutes. The yellow product, dipyridinium styphnate, was collected by filtration and washed with approximately 100 milliliters of diethyl ether. The product was dried over phosphorus (V) oxide, at room temperature, for 5 hours. Yield of 77 gm (94%), melting point 168° to 170°C (literature melting point 173°C).

To 50 milliliters of phosphorus oxytrichloride, 29.8 gm of the dipyridinium styphnate were added in small portions, with stirring. The reaction mixture was then warmed on a steam bath for 15 minutes. This solution was quenched in 500 gm of ice water. The light yellow precipitate was separated by filtration and washed with water until the washing was neutral to litmus. Yield of 1,3-dichloro-2,4,6-trinitrobenzene 20.4 gm (98%), MP 130° to 131°C (literature MP 128°C).

A suspension of 3 gm of 1,3-dichloro-2,4,6-trinitrobenzene in 9 milliliters of absolute methanol was prepared. This slurry was cooled to 0°C, and dry ammonia was bubbled into the stirred suspension. After 20 minutes the reaction mixture was allowed to warm to room temperature, filtered by suction and washed with methanol and ether until a negative Beilstein test for chloride ion was obtained on the washings. Yield of 1,3-diamino-2,4,6-trinitrobenzene 2.5 gm (77%), MP 288° to 290°C (literature MP 285°C).

Origin:

DATNB, also called 2,4,6-trinitro-1,3-diamino-benzol or 2,4,6-trinitro-phenylenediamine-(1,3), was first obtained by Noeiting and Collin in 1884 (Ber 17, 260) and also by Barr in 1888 (Ber 21, 1546) from 2,4,6-trinitroresorcin dimethylether in contact with ammoniacal alcohol for several days. J. J. Blanksma obtained the same product in 1902 by reacting either 2-chloro-2,4,6-trinitroanisole or 3-chloro-2,4,6-trinitrophenetol with ammoniacal alcohol (Rec trav chim 21, 324) and from 2,4,6-trinitroresorcin methylethyl ether with ammoniacal alcohol (Rec trav chim 27, 56 (1908)).

Meisenheimer and Patzig in 1906 prepared DATNB in the form of yellow needles, MP 280°C from 1,3,5-trinitrobenzene hydroxylamine and sodium methylate in methyl alcohol (Ber 39, 2540). The product was slightly soluble in glacial acetic acid but poorly soluble in other solvents. It decomposed into NH<sub>3</sub> and 2,4,6-trinitroresorcin when boiled with dilute NaOH or KOH (Beil 13, 60).

Körner and Contardi prepared DATNB by the reaction of either 2,4-dichloro-1,3,5-trinitrobenzene or 2,4-dibromo-1,3,5-trinitrobenzene with ammoniacal alcohol at room temperature or better by heating to 100°C (Atti R. Accad Lincei (5), 171, 473 (1908)); (5) 18 I, 101 (1909)). A method of preparation by prolonged reaction of N-nitro-N-methyl-2,3,4,6-tetranitroaniline with a saturated ammonia solution was reported in 1913 by van Romburgh and Schroers (Akad Amsterdam Versl 22, 297).

C. F. Van Duin obtained DATNB melting at 301°C by reacting a concentrated aqueous ammonia solution with N-nitro-N,N,N-trimethyl-2,4,6-trinitrophenylenediamine-(1,3) or with N-nitro-N-methyl-N-phenyl-2,4,6-trinitrophenylenediamine-(1,3) (Rec trav chim 38, 89-100 (1919)). Later Van Duin and Van Lennep reacted concentrated aqueous ammonia with 2,4,6-trinitro-3-aminoanisole or 2,4,6-trinitro-3-aminophenetol to obtain DATNB melting at 287° to 288°C (Rec trav chim 39, 147-77 (1920)). In 1927 Lorang prepared the same compound by boiling 2,4,6-trinitro-1,3-bis(-nitroethyl ureido) benzene with water or by heating it with ammoniacal alcohol in a tube at 100°C (Rec trav chim 46, 649) (Beil E 17, E II 33).

AMCP 706-177

1,3-Diamino-2,4,6-Trinitrobenzene (DATNB)

A recent report describes the preparation of DATNB in two steps from commercially available starting materials. First m-nitroaniline was nitrated with  $H_2SO_4$ - $HNO_3$  acid mixture to tetranitroaniline. The crude tetranitroaniline was converted by methanolic ammonia to diaminotrinitro-benzene in a high degree of purity. A conversion of 100 parts of m-nitroaniline into 110 parts of DATNB was obtained by this method, which can easily be carried out on a commercial scale.

Diazodinitrophenol

AMCP 706-177

<b>Composition:</b> % C 34.3 H 0.9 N 26.7 O 38.1 C/H Ratio 1.056		<b>Molecular Weight:</b> (C <sub>6</sub> H <sub>2</sub> N <sub>4</sub> O <sub>5</sub> ) 210
		<b>Oxygen Balances:</b> CO <sub>2</sub> % -61 CO % -15
		<b>Density:</b> gm/cc Crystal 1.63
		<b>Melting Point:</b> °C 157
		<b>Freezing Point:</b> °C
		<b>Boiling Point:</b> °C
<b>Impact Sensitivity, 2 Kg Wt:</b> Bureau of Mines Apparatus, cm Sample Wt 20 mg Picatinny Arsenal Apparatus, in. 4; (1 lb wt) 7 Sample Wt, mg 15		<b>Refractive Index, n<sub>D</sub><sup>20</sup></b> n <sub>D</sub> <sup>20</sup> n <sub>D</sub> <sup>20</sup>
<b>Friction Pendulum Test:</b> Steel Shoe Detonates Fiber Shoe Detonates		<b>Vacuum Stability Test:</b> cc/40 Hrs, at 90°C 100°C 7.6 120°C 135°C 150°C
<b>Rifle Bullet Impact Test:</b> Trials % Explosions Partial Burned Unaffected		<b>200 Gram Bomb Sand Test:</b> Sand gm 47.5 Black powder fuse 45.6
<b>Explosion Temperature:</b> °C Seconds, 0.1 (no cap used) 1 200 5 195 10 180 15 20		<b>Sensitivity to Initiation:</b> Minimum Detonating Charge, gm Mercury Fulminate Lead Azide 0.20 Tetryl 0.10
		<b>Ballistic Meter, % TNT: (a) 97</b>
		<b>Trouz Test, % TNT:</b>
<b>75°C International Heat Test:</b> % Loss in 48 Hrs		<b>Plate Dent Test:</b> Method Condition Confined Density, gm/cc Brisance, % TNT
<b>100°C Heat Test:</b> % Loss, 1st 48 Hrs 2.10 % Loss, 2nd 48 Hrs 2.20 Explosion in 100 Hrs None		<b>Detonation Rate:</b> Confinement Condition Pressed Charge Diameter, in. Density, gm/cc 0.9 1.5 1.6 Rate, meters/second 4400 6600 6900
<b>Flammability Index:</b>		
<b>Hygroscopicity:</b> % 30°C, 90% RH 0.04		
<b>Volatility:</b> 50°C, 30 months Unaffected		

\*Until it is established which picramic acid (melting point 169°C) isomer is involved (Ref: J Chem Soc, 2082, August 1949).

AMCP 6-177

Diazodinitrophenol

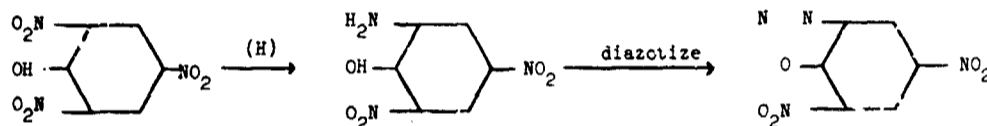
<b>Fragmentation Test:</b>  <b>90 mm HE, M71 Projectile, Lot WC-91:</b> Density, gm/cc Charge Wt, lb  <b>Total No. of Fragments:</b> For TNT For Subject HE  <b>3 inch HE, M42A1 Projectile, Lot KC-5:</b> Density, gm/cc Charge Wt, lb  <b>Total No. of Fragments:</b> For TNT For Subject HE	<b>Shaped Charge Effectiveness, TNT = 100:</b>  <table> <tr> <td></td> <td>Glass Cones</td> <td>Steel Cones</td> </tr> <tr> <td>Hole Volume</td> <td></td> <td></td> </tr> <tr> <td>Hole Depth</td> <td></td> <td></td> </tr> </table>		Glass Cones	Steel Cones	Hole Volume			Hole Depth		
		Glass Cones	Steel Cones							
	Hole Volume									
	Hole Depth									
<b>Color:</b> Yellow needles										
<b>Principal Uses:</b> Percussion caps										
<b>Fragment Velocity: ft/sec</b> At 9 ft At 25½ ft Density, gm/cc	<b>Method of Loading:</b> Pressed									
	<b>Loading Density: gm/cc</b> Apparent    0.27 At 3000 psi    1.14									
<b>Blast (Relative to TNT):</b>  <b>Air:</b> Peak Pressure Impulse Energy  <b>Air, Confined:</b> Impulse  <b>Under Water:</b> Peak Pressure Impulse Energy  <b>Underground:</b> Peak Pressure Impulse Energy	<b>Storage:</b>  <table> <tr> <td>Method</td> <td>Under water</td> </tr> <tr> <td>Hazard Class (Quantity-Distance)</td> <td>Class 9</td> </tr> <tr> <td>Compatibility Group</td> <td></td> </tr> <tr> <td>Exudation</td> <td>None</td> </tr> </table>	Method	Under water	Hazard Class (Quantity-Distance)	Class 9	Compatibility Group		Exudation	None	
	Method	Under water								
	Hazard Class (Quantity-Distance)	Class 9								
	Compatibility Group									
Exudation	None									
<b>Solubility:</b>  Soluble in nitroglycerin, nitrobenzene, aniline, pyridine, concentrated hydrochloric acid, and in most common organic solvents.										
<b>Heat of:</b>  <table> <tr> <td>Combustion, cal/gm</td> <td>3243</td> </tr> <tr> <td>Explosion, cal/gm</td> <td>820</td> </tr> <tr> <td>Gas Volume, cc/gm</td> <td>865</td> </tr> </table>	Combustion, cal/gm	3243	Explosion, cal/gm	820	Gas Volume, cc/gm	865				
Combustion, cal/gm	3243									
Explosion, cal/gm	820									
Gas Volume, cc/gm	865									
<b>Sensitivity to Electrostatic Discharge, Joules:</b> (±) 0.012										

Diazodinitrophenol

AMCP 706-177

Solubility: gm/100 gm of the following substances: (c)Solubility at 50°C

<u>Solvent</u>	<u>%</u>
Ethyl acetate	2.45
Methanol	1.25
Ethanol	2.43
Ethylenedichloride	0.79
Carbon tetrachloride	trace
Chloroform	0.11
Benzene	0.23
Toluene	0.15
Petroleum ether	Insoluble (at 20°C)
Ethyl ether	0.08 (30°C)
Carbon disulfide	trace (30°C)

Preparation: (Chemistry of Powder and Explosives, Davis)

Ten gm of picramic acid is suspended in 120 cc of 5% hydrochloric acid, and under efficient agitation at about 0°C. 3.6 gm sodium nitrite in 10 cc water is dumped into the suspension. Stirring is continued for 20 minutes, the product filtered off and washed thoroughly with ice water. The dark brown product, if dissolved in acetone and precipitated in water, turns brilliant yellow.

Origin:

Discovered by Griess in 1858 (Annalen 106, 123; 113, 205 (1860) and studied extensively by L. V. Clark (Ind Eng Chem 25, 603 (1933)). Developed for commercial use in 1928. This compound was patented in the United States by Professor William M. Dane.

Destruction by Chemical Decomposition:

Diazodinitrophenol is decomposed by adding the water-wet material to 100 times its weight of 10% sodium hydroxide. Nitrogen gas is evolved.

References: 18

(a) Philip C. Keenan and Dorothy Price, Table of Military High Explosives, Second Revision, NAVORD Report No. 87-46, 26 July 1946.

(b) F. W. Brown, D. K. Kusler and F. C. Gibson, Sensitivity of Explosives to Initiation by

<sup>18</sup>See footnote 1, page 10.

AMCP 706-177

Diazodinitrophenol

Electrostatic Discharges, U. S. Dept of Int, Bureau of Mines, RI 3852, 1946.

(c) L. V. Clark, "Diazodinitrophenol, A Detonating Explosive," Ind Eng Chem 25, 663 (1933).

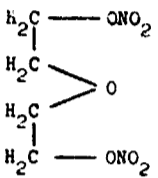
Seidell, Solubilities of Inorganic and Organic Compounds, Van Nostrand and Co., N. Y.

(d) Also see the following Picatinny Arsenal Technical Reports on Diazodinitrophenol:

<u>0</u>	<u>2</u>	<u>4</u>	<u>5</u>	<u>7</u>	<u>8</u>	<u>9</u>
150	1352	34	355	827	318	2179
610		214			1838	
2120						

Methylene Glycol Dinitrate (DEGN) Liquid

AMCP 704 177

<b>Composition:</b> % C 24.5 H 4.1 N 14.3 O 57.1 C/H Ratio 0.143		<b>Molecular Weight:</b> (C <sub>4</sub> H <sub>8</sub> N <sub>2</sub> O <sub>7</sub> ) 196
		<b>Oxygen Balance:</b> CO <sub>2</sub> % -41 CO % -8
<b>Density:</b> gm/cc Liquid 1.38		
<b>Melting Point:</b> °C 2		
<b>Freezing Point:</b> °C		
<b>Impact Sensitivity, 2 Kg Wt:</b> Bureau of Mines Apparatus, cm 100+ Sample Wt 20 mg Picatinny Arsenal Apparatus, in. 9 Sample Wt, mg		
<b>Boiling Point:</b> °C Decomposes 160		
<b>Refractive Index, n<sub>D</sub><sup>20</sup></b> n <sub>D</sub> <sup>20</sup> 1.4498 n <sub>D</sub> <sup>25</sup> n <sub>D</sub> <sup>30</sup>		
<b>Friction Pendulum Test:</b> Steel Shoe Explodes Fiber Shoe	<b>Vacuum Stability Test:</b> cc/40 Hrs, at 90°C 100°C 0.3cc/20 hr/gm 120°C 135°C 150°C	
<b>Rifle Bullet Impact Test:</b> Trials Explosions % Partials Burned Unaffected	<b>200 Gram Bomb Sand Test:</b> Sand, gm 42.2	
<b>Explosion Temperature:</b> °C Seconds, 0.1 (no cap used) 1 5 237 10 15 20	<b>Sensitivity to Initiation:</b> Minimum Detonating Charge, gm Mercury Fulminate Lead Azide Tetryl	
<b>Ballistic Mortar, % TNT:</b> 90		
<b>Treuzl Test, % TNT:</b> 77		
<b>75°C International Heat Test:</b> % Loss in 48 Hrs	<b>Plate Dent Test:</b> Method Condition Confined Density, gm/cc Brisance, % TNT	
<b>100°C Heat Test:</b> % Loss, 1st 48 Hrs 4.0 % Loss, 2nd 48 Hrs 3.0 Explosion in 100 Hrs None	<b>Detonation Rate:</b> Confinement Condition Charge Diameter, in. Density, gm/cc 1.38 Rate, meters/second 6760	
<b>Flammability Index:</b>		
<b>Hygroscopicity:</b> %		
<b>Volatility:</b> 60°C; mg/cm <sup>2</sup> /hr 19?		

AMCP 706-177

Diethylene Glycol Dinitrate (DEGN) Liquid

<b>Booster Sensitivity Test:</b> Condition Tetryl, gm Wax, in. for 50% Detonation Wax, gm Density, gm/cc	<b>Decomposition Equation:</b> Oxygen, atoms/sec (Z/sec) Heat, kilocalorie/mole (ΔH, kcal/mol) Temperature Range, °C Phase
<b>Mel. of:</b> Combustion, cal/gm            2792 Explosion, cal/gm            841 Gas Volume, cc/gm            796 Formation, cal/gm            2020 Fusion, cal/gm	<b>Armor Plate Impact Test:</b>  <b>60 mm Mortar Projectile:</b> 50% Inert, Velocity, ft/sec Aluminum Fineness  <b>500-lb General Purpose Bombs:</b>  Plate Thickness, inches  1 1 1/4 1 1/2 1 3/4
<b>Specific Heat:</b> cal/gr., °C	<b>Bomb Drop Test:</b>  <b>T7, 2000-lb Semi-Armor-Piercing Bomb vs Concrete:</b>  Max Safe Drop, ft  <b>500-lb General Purpose Bomb vs Concrete:</b>  Height, ft Trials Unaffected Low Order High Order  <b>1000-lb General Purpose Bomb vs Concrete:</b>  Height, ft Trials Unaffected Low Order High Order
<b>Burning Rate:</b> cm/sec	
<b>Thermal Conductivity:</b> cal/sec/cm/°C	
<b>Coefficient of Expansion:</b> Linear, %/°C  Volume, %/°C	
<b>Hardness, Mohs' Scale:</b>	
<b>Young's Modulus:</b> E', dynes/cm <sup>2</sup> E, lb/inch <sup>2</sup> Density, gm/cc	
<b>Compressive Strength:</b> lb/inch <sup>2</sup>	
<b>Vapor Pressure:</b> °C            mm Mercury 20            0.0037 50            0.130	



Diethylene Glycol Dinitrate (DEGN) Liquid

AMCP 706-177

<p><b>Fragmentation Test:</b></p> <p><b>90 mm HE, M71 Projectile, Lot WC-91:</b> Density, gm/cc Charge Wt, lb</p> <p><b>Total No. of Fragments:</b> For TNT For Subject HE</p> <p><b>3 inch HE, M42A1 Projectile, Lot KC-5:</b> Density, gm/cc Charge Wt, lb</p> <p><b>Total No. of Fragments:</b> For TNT For Subject HE</p>	<p><b>Shaped Charge Effectiveness, TNT = 100:</b></p> <p style="text-align: center;">Glass Cones    Steel Cones</p> <p>Hole Volume Hole Depth</p>
<p><b>Fragment Velocity: ft/sec</b> At 9 ft At 25 1/2 ft Density, gm/cc</p>	<p><b>Color:</b> Colorless</p>
<p><b>Blast (Relative to TNT):</b></p> <p><b>Air:</b> Peak Pressure Impulse Energy</p> <p><b>Air, Confined:</b> Impulse</p> <p><b>Under Water:</b> Peak Pressure Impulse Energy</p> <p><b>Underground:</b> Peak Pressure Impulse Energy</p>	<p><b>Principal Uses:</b> Propellant compositions</p>
<p><b>Viscosity, centipoises:</b> Temp, 20°C                      0.1</p>	<p><b>Method of Loading:</b></p>
	<p><b>Loading Density: gm/cc</b></p>
	<p><b>Storage:</b></p> <p>Method                                      Liquid</p> <p>Hazard Class (Quantity-Distance)    Class 9</p> <p>Compatibility Group</p> <p>Exudation</p>
	<p><b>Preparation:</b> DEGN can be prepared with approximately 85% yield by adding diethyleneglycol to mixed acid (50% HNO<sub>3</sub>, 45% H<sub>2</sub>SO<sub>4</sub>, and 5% H<sub>2</sub>O). The temperature is kept at 30°C or lower. The separated DEGN is purified by washing with successive portions of water, dilute sodium carbonate solution and water until neutral.</p>
	<p><b>Hydrolysis, % Acid:</b></p> <p>10 days at 22°C                                      0.003 5 days at 60°C                                        0.003</p>
	<p><b>Solubility in Water, gm/100 gm, at:</b></p> <p>25°C    0.40 60°C    0.60</p>
	<p><b>Solubility, gm/100 gm, at 25°C, in:</b></p> <p>Ether    00 Alcohol    00 2:1 Ether:Alcohol                                00 Acetone    00</p>

AMCP 706-177

Diethylene Glycol Dinitrate (DEGN) Liquid

Origin:

First prepared and studied by Wm. H. Rinckenbach in 1927 (Ind Eng Chem 19, 925 (1927) and later by Rinckenbach and H. A. Aaronson (Ind Eng Chem 23, 160 (1931)) both of Picatinny Arsenal. Used in propellant compositions by the Germans during World War II.

Instruction by Chemical Decomposition:

DEGN is decomposed by adding it slowly to 10 times its weight of 18% sodium sulfide ( $\text{Na}_2\text{S} \cdot 9\text{H}_2\text{O}$ ). Heat is liberated by this reaction but this is not hazardous if stirring is maintained during the addition of DEGN and continued until solution is complete.

References:<sup>19</sup>

See the following Picatinny Arsenal Technical Reports on DEGN:

<u>0</u>	<u>1</u>	<u>2</u>	<u>3</u>	<u>4</u>	<u>6</u>	<u>7</u>	<u>2</u>
50	231	72	673	494	346	487	279
180	551	602	1443	1624	1516	1427	579
620	1391	1282			1616	1487	1439
1490	1421	1392			1786	1817	
1990							

<sup>19</sup>See footnote 1, page 10.

Bis(2,2-Dinitropropyl) Fumarate (DNPF)

AMCP 706-177

<b>Composition:</b> % C 31.6 H 3.2 N 14.7 O 50.5 C/H Ratio	<chem>CHCO2CH2C(NO2)2CH3</chem> <chem>CHCO2CH2C(NO2)2CH3</chem>	<b>Molecular Weight:</b> (C <sub>10</sub> H <sub>12</sub> N <sub>4</sub> O <sub>12</sub> ) 380
		<b>Oxygen Balance:</b> CO <sub>2</sub> % -59 CO % -17
		<b>Density:</b> gm/cc Crystal 1.60
		<b>Melting Point:</b> °C Form I 89 Form II 86
<b>Impact Sensitivity, 2 Kg Wt:</b> Bureau of Mines Apparatus, cm 100+ Sample Wt 20 mg Picotiny Arsenal Apparatus, in. 18 Sample Wt, mg 18		<b>Freezing Point:</b> °C
<b>Friction Pendulum Test:</b> Steel Shoe Unaffected Fiber Shoe Unaffected		<b>Boiling Point:</b> °C
<b>Rifle Bullet Impact Test:</b> Trials % Explosions Partial Burned Unaffected		<b>Refraction Index, n<sub>D</sub><sup>20</sup></b> n <sub>D</sub> <sup>20</sup> n <sub>D</sub> <sup>20</sup>
<b>Explosion Temperature:</b> °C Seconds, 0.1 (no cap used) --- 1 --- 4 Smokes 250 10 15 20		<b>Vacuum Stability Test:</b> cc/40 Hrs, at 90°C ---- 100°C 0.66 120°C ---- 135°C 0.91 150°C
<b>75°C International Heat Test:</b> % Loss in 48 Hrs		<b>200 Gram Bomb Sand Test:</b> Sand, gm
<b>100°C Heat Test:</b> % Loss, 1st 48 Hrs % Loss, 2nd 48 Hrs Explosion in 100 Hrs		<b>Sensitivity to Initiation:</b> Minimum Detonating Charge, gm Mercury Fulminate Lead Azide Tetryl
<b>Flammability Index:</b>		<b>Ballistic Mortar, % TNT:</b>
<b>Hygroscopicity:</b> %		<b>Trauzl Test, % TNT:</b>
<b>Volatility:</b>		<b>Plate Dent Test:</b> Method Condition Confined Density, gm, cc Brisance, % TNT
		<b>Detonation Rate:</b> Confinement Condition Charge Diameter, in. Density, gm/cc 1.49 Rate, meters/second 6050

CP 706-177

Bis(2,2-Dinitropropyl) Fumarate (DNPF)

<b>Fragmentation Test:</b>  <b>90 mm HE, M71 Projectile, Lot WC-91:</b> Density, gm/cc Charge Wt, lb  <b>Total No. of Fragments:</b> For TNT For Subject HE  <b>3 inch HE, M42A1 Projectile, Lot KC-5:</b> Density, gm/cc Charge V/t, lb  <b>Total No. of Fragments:</b> For TNT For Subject HE	<b>Shaped Charge Effectiveness, TNT = 100:</b>	
	Glass Cones    Steel Cones	
	Hole Volume Hole Depth	
	<b>Color:</b>	White
<b>Fragment Velocity: ft/sec</b> At 9 ft At 25½ ft Density, gm/cc	<b>Principal Uses:</b>	
	<b>Method of Loading:</b>	Cast
	<b>Loading Density: gm/cc</b>	1.50
	<b>Storage:</b>	
<b>Blast (Relative to TNT):</b>  <b>Air:</b> Peak Pressure Impulse Energy  <b>Air, Confined:</b> Impulse  <b>Under Water:</b> Peak Pressure Impulse Energy  <b>Underground:</b> Peak Pressure Impulse Energy	Hazard Class (Quantity-Distance)	
	Compatibility Group	
	Exudation	
	<b>Heat of:</b>	
	Combustion, cal/gm	3070 (calculated)
	Detonation, cal/gm	707 (calculated)
	<b>Viscosity, poises:</b>	
	Temp, 98.9°C	0.586
	106.5°C	0.435
	<b>Liquid Density, gm/cc:</b>	
Temp, 98.9°C	1.382	
106.5°C	1.375	
<b>Origin:</b>  Synthesized in 1952 by M. E. Hill of the U. S. Naval Ordnance Laboratory, White Oak, Maryland.		



AMCP 706-177

Bis(2,2-Dinitropropyl) Succinate (DNPS)

<b>Composition:</b> % C 31.4 H 3.7 N 14.7 O 50.2 C/H Ratio 0.250 $\begin{array}{c} \text{CH}_2\text{CO}_2\text{CH}_2\text{C}(\text{NO}_2)_2\text{CH}_3 \\   \\ \text{CH}_2\text{CO}_2\text{CH}_2\text{C}(\text{NO}_2)_2\text{CH}_3 \end{array}$	<b>Molecular Weight:</b> $(\text{C}_{10}\text{H}_{14}\text{N}_4\text{O}_{12})$ 382
	<b>Oxygen Balance:</b> CO <sub>2</sub> % -63 CO % -21
	<b>Density:</b> gm/cc Crystal 1.51
	<b>Melting Point:</b> °C 86
<b>Impact Sensitivity, 2 Kg Wt:</b> Bureau of Mines Apparatus, cm Sample Wt 20 mg Picatinny Arsenal Apparatus, in. Sample Wt, mg	<b>Freezing Point:</b> °C
	<b>Boiling Point:</b> °C
	<b>Refractive Index, <math>n_D^{20}</math></b> $n_D^{25}$ $n_D^{30}$
<b>Friction Pendulum Test:</b> Steel Shoe Fiber Shoe	<b>Vacuum Stability Test:</b> cc/40 Hrs, at 90°C ---- 100°C 0.10 120°C 135°C 150°C
<b>Rifle Bullet Impact Test:</b> Trials % Explosions Partials Burned Unaffected	<b>200 Gram Bomb Sand Test:</b> Sand, gm
<b>Explosion Temperature:</b> °C Seconds, 0.1 (no cap used) --- 1 --- 5 >400 10 15 20	<b>Sensitivity to Initiation:</b> Minimum Detonating Charge, gm Mercury Fulminate Lead Azide Tetryl
<b>75°C International Heat Test:</b> % Loss in 48 Hrs	<b>Ballistic Mortar, % TNT:</b>
	<b>Troust Test, % TNT:</b>
<b>100°C Heat Test:</b> % Loss, 1st 48 Hrs % Loss, 2nd 48 Hrs Explosion in 100 Hrs	<b>Plate Dent Test:</b> Method Condition Confined Density, gm/cc Brisance, % TNT
<b>Flammability Index:</b>	<b>Detonation Rate:</b> Confinement Condition Charge Diameter, in. Density, gm/cc Rate, meters/second
<b>Hygroscopicity:</b> %	
<b>Volatility:</b>	

Bis(2,2-Dinitropropyl) Succinate (DNPS)

AMCP 706-177

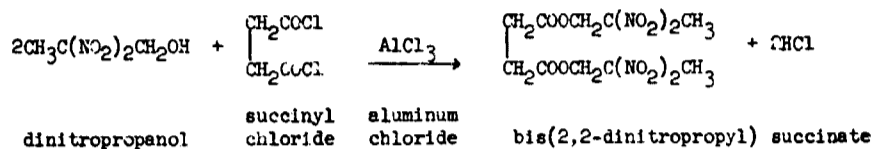
<b>Fragmentation Test:</b>  <b>90 mm I:E, M71 Projectile, Lot WC-91:</b> Density, gm/cc Charge Wt, lb  <b>Total No. of Fragments:</b> For TNT For Subject HE  <b>3 inch HE, M42A1 Projectile, Lot KC-5:</b> Density, gm/cc Charge Wt, lb  <b>Total No. of Fragments:</b> For TNT For Subject HE	<b>Shaped Charge Effectiveness, TNT = 100:</b>  <table border="0"> <tr> <td></td> <td style="text-align: center;">Glass Cones</td> <td style="text-align: center;">Steel Cones</td> </tr> <tr> <td>Hole Volume</td> <td></td> <td></td> </tr> <tr> <td>Hole Depth</td> <td></td> <td></td> </tr> </table>		Glass Cones	Steel Cones	Hole Volume			Hole Depth		
		Glass Cones	Steel Cones							
	Hole Volume									
	Hole Depth									
	<b>Color:</b>	White								
<b>Principle Uses:</b>										
<b>Method of Loading:</b>	Cast									
<b>Fragment Velocity: ft/sec</b> At 9 ft At 25 1/2 ft Density, gm/cc	<b>Loading Density: gm/cc</b>									
<b>Blast (Relative to TNT):</b>  <b>Air:</b> Peak Pressure Impulse Energy  <b>Air, Confined:</b> Impulse  <b>Under Water:</b> Peak Pressure Impulse Energy  <b>Underground:</b> Peak Pressure Impulse Energy	<b>Storage:</b>  <table border="0"> <tr> <td>Method</td> <td style="text-align: center;">Dry</td> </tr> <tr> <td>Hazard Class (Quantity-Distance)</td> <td></td> </tr> <tr> <td>Compatibility Group</td> <td></td> </tr> <tr> <td>Exudation</td> <td style="text-align: center;">None</td> </tr> </table>	Method	Dry	Hazard Class (Quantity-Distance)		Compatibility Group		Exudation	None	
	Method	Dry								
	Hazard Class (Quantity-Distance)									
	Compatibility Group									
	Exudation	None								
<b>Origin:</b>  Synthesized in 1953 by M. E. Hill of the U.S. Naval Ordnance Laboratory, White Oak, Maryland.										

AMCP 706-177

Bis(2,2-Dinitropropyl) Succinate (DNPS)

Preparation:

(a)



A methylene chloride solution of dinitropropanol (0.02 mol in 15 milliliters) was mixed with 0.01 mol of succinyl chloride. To this solution 0.003 mol of crushed anhydrous aluminum chloride was added. It was necessary to cool the reaction vessel due to the vigorousness of the reaction. After 25 minutes at room temperature the reaction solution was refluxed 1-1/2 hours. Fine needle-like crystals formed upon cooling and adding hexane. The crystals were slurried in dilute hydrochloric acid and on recrystallization from methanol gave a 93% yield of DNPS (melting point 85° to 85.6°C).

References:<sup>21</sup>

- (a) M. E. Hill, Synthesis of New High Explosives, NAVORD Report No. 2965, 1 April 1953.

<sup>21</sup>See footnote 1, page 10.



2,2-Dinitropropyl-4,4,4-Trinitrobutyrate (DNPTB)

AMCP 706-177

<b>Composition:</b> % C 23.6 H 2.5 N 19.7 O 54.2 C/H Ratio	$  \begin{array}{l}  \text{OCH}_2\text{C}(\text{NO}_2)_2\text{CH}_3 \\    \\  \text{C}=\text{O} \\    \\  \text{CH}_2\text{CH}_2\text{C}(\text{NO}_2)  \end{array}  $	<b>Molecular Weight:</b> $(\text{C}_{11}\text{H}_{15}\text{N}_5\text{O}_{12})$ 355
		<b>Oxygen Balance:</b> CO <sub>2</sub> % -29 CO % +2.3
		<b>Density:</b> gm/cc Crystal 1.68
		<b>Melting Point:</b> °C Form I 11 Form II 95 Form III 59
		<b>Freezing Point:</b> °C
<b>Impact Sensitivity, 2 Kg Wt:</b> Bureau of Mines Apparatus, cm Sample Wt 20 mg Picatinny Arsenal Apparatus, in. Sample Wt, mg		<b>Boiling Point:</b> °C
		<b>Refractive Index,</b> $n_D^{20}$ $n_D^{25}$ $n_D^{30}$
<b>Friction Pendulum Test:</b> Steel Shoe Fiber Shoe		<b>Vacuum Stability Test:</b> cc/40 Hrs, at 90°C --- 100°C 0.5 120°C 135°C 150°C
<b>BBla Bullet Impact Test:</b> Trials Explosions % Partials Burned Unaffected		<b>200 Gram Bomb Sand Test:</b> Sand, gm
<b>Explosion Temperature:</b> °C Seconds, 0.1 (no cap used) --- 1 --- 5 300 10 15 20		<b>Sensitivity to Initiation:</b> Minimum Detonating Charge, gm Mercury Fulminate Lead Azide Tetryl
		<b>Ballistic Mortar, % TNT:</b>
		<b>Truzal Test, % TNT:</b>
<b>73°C International Heat Test:</b> % Loss in 48 Hrs		<b>Plate Dent Test:</b> Method Condition Confined Density, gm/cc Brisance, % TNT
<b>100°C Heat Test:</b> % Loss, 1st 48 Hrs % Loss, 2nd 48 Hrs Explosion in 100 Hrs		<b>Detonation Rate:</b> Confinement Condition Charge Diameter, in. Density, gm/cc 1.67 Rate, meters/second 7600
<b>Flammability Index:</b>		
<b>Hygroscopicity:</b> %		
<b>Volatility:</b>		

AMCP 706-177

2,2-Dinitropropyl-4,4,4-Trinitrobutyrate (DNPTB)

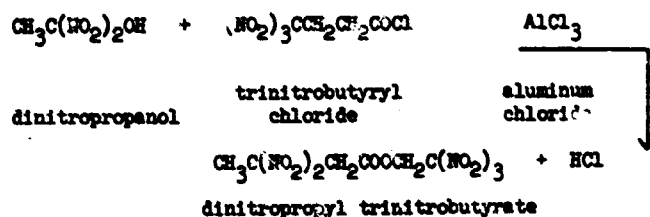
<p><b>Fragmented on Test:</b></p> <p><b>96 mm HE, M71 Projectile, Lot WC-91:</b> Density, gm/cc Charge Wt, lb</p> <p><b>Total No. of Fragments:</b> For TNT For Subject HE</p> <p><b>3 inch HE, M2A1 Projectile, Lot KC-5:</b> Density, gm/cc Charge Wt, lb</p> <p><b>Total No. of Fragments:</b> For TNT For Subject HE</p>	<p><b>Shaped Charge Effectiveness, TNT = 100:</b></p> <table style="width: 100%; border-collapse: collapse;"> <tr> <td style="width: 60%;"></td> <td style="text-align: center;">Gloss Cones</td> <td style="text-align: center;">Steel Cones</td> </tr> <tr> <td>Hole Volume</td> <td></td> <td></td> </tr> <tr> <td>Hole Depth</td> <td></td> <td></td> </tr> </table>		Gloss Cones	Steel Cones	Hole Volume			Hole Depth								
	Gloss Cones	Steel Cones														
Hole Volume																
Hole Depth																
<p><b>Fragment Velocity: ft/sec</b> At 9 ft At 25½ ft Density, gm/cc</p>	<p><b>Color:</b> White</p>															
<p><b>Blast (Relative to TNT):</b></p> <p><b>Air:</b> Peak Pressure Impulse Energy</p> <p><b>Air, Confined:</b> Impulse</p> <p><b>Under Water:</b> Peak Pressure Impulse Energy</p> <p><b>Underground:</b> Peak Pressure Impulse Energy</p>	<p><b>Principal Uses:</b></p>															
	<p><b>Method of Loading:</b> Cast</p>															
	<p><b>Loading Density: gm/cc</b> 1.67</p>															
	<p><b>Storage:</b></p> <p>Method Dry</p> <p>Hazard Class (Quantity-Distance)</p> <p>Compatibility Group</p> <p>Exudation None</p>															
	<p><b>Heat of: (c)</b></p> <table style="width: 100%; border-collapse: collapse;"> <tr> <td style="width: 40%;"></td> <td colspan="2" style="text-align: center;">Solvent</td> </tr> <tr> <td style="text-align: center;">Transition, cal/gm</td> <td style="text-align: center;"><u>CCL<sub>4</sub></u></td> <td style="text-align: center;"><u>DMF</u></td> </tr> <tr> <td style="text-align: center;">I → III</td> <td style="text-align: center;">6.2</td> <td style="text-align: center;">4.8</td> </tr> <tr> <td style="text-align: center;">II → I</td> <td style="text-align: center;">-16.6</td> <td style="text-align: center;">-22.0</td> </tr> </table>		Solvent		Transition, cal/gm	<u>CCL<sub>4</sub></u>	<u>DMF</u>	I → III	6.2	4.8	II → I	-16.6	-22.0			
	Solvent															
Transition, cal/gm	<u>CCL<sub>4</sub></u>	<u>DMF</u>														
I → III	6.2	4.8														
II → I	-16.6	-22.0														
	<p><b>Heat of Solution, 30°C:</b></p> <table style="width: 100%; border-collapse: collapse;"> <tr> <td style="width: 40%;"></td> <td colspan="2" style="text-align: center;">ΔH Solution, cal/gm</td> </tr> <tr> <td style="text-align: center;"><u>Material</u></td> <td style="text-align: center;"><u>CCL<sub>4</sub></u></td> <td style="text-align: center;"><u>DMF</u></td> </tr> <tr> <td style="text-align: center;">Form III</td> <td style="text-align: center;">29.5</td> <td style="text-align: center;">8.1</td> </tr> <tr> <td style="text-align: center;">Form I</td> <td style="text-align: center;">35.6</td> <td style="text-align: center;">12.8</td> </tr> <tr> <td style="text-align: center;">Form II</td> <td style="text-align: center;">19.1</td> <td style="text-align: center;">-9.1</td> </tr> </table>		ΔH Solution, cal/gm		<u>Material</u>	<u>CCL<sub>4</sub></u>	<u>DMF</u>	Form III	29.5	8.1	Form I	35.6	12.8	Form II	19.1	-9.1
	ΔH Solution, cal/gm															
<u>Material</u>	<u>CCL<sub>4</sub></u>	<u>DMF</u>														
Form III	29.5	8.1														
Form I	35.6	12.8														
Form II	19.1	-9.1														
	<p><b>Origin:</b></p> <p>Synthesized in 1952 by M. E. Hill of the U.S. Naval Ordnance Laboratory, White Oak, Maryland.</p>															

2,2-Dinitropropyl-4,4,4-Trinitrobutyrate (DNPTB)

AMCP 706-177

Preparation:

(a, b)



Dinitropropanol, trinitrobutyryl chloride and aluminum chloride were slowly mixed in carbon tetrachloride at 60°C. This mixture was refluxed at 75°C for two hours. After the reaction was completed, the mixture was cooled and the crystalline product separated and purified. Water in the dinitropropanol was removed by azeotropic distillation before the acid chloride was added. The purified product had a melting point of 95° to 96°C.

Crystallographic Data:

(c)

Three distinct crystallographic modifications of DNPTB have been observed. These polymorphs have been characterized by means of X-ray diffraction and microscopic observation. Form I crystallizes from solution in carbon tetrachloride, chloroform, acetone, chloroform-hexane, acetone-water, or methanol-water at room temperature. Prolonged standing of Form I at room temperature under the mother liquor promotes a transition to Form II. Upon solidification of molten DNPTB, Form II is always observed.

Linear Rate of Transformation of Form II to Form I (c)

Temperature, °C	Average Rate, sq inch/hour	Standard Deviation	Average Rate, mm/hour
15	0.347	0.036	0.012
20	0.435	0.025	0.128
25	0.452	0.048	0.133
30	0.475	0.049	0.140
35	0.253	0.037	0.005

Both Forms I and III gave very erratic sensitivity values. The high temperature polymorph, Form II of DNPTB, gave consistent sensitivity values.

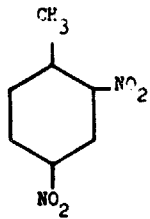
References:<sup>22</sup>

- (a) W. E. Hill, Preparation and Properties of 2,2-Dinitropropanol Esters, NAVORD Report No. 2497, 3 July 1952.
- (b) W. B. Hewson, Hercules Report on High Explosives, Navy Contract NOrd-11280, Task A, 18 October 1954.
- (c) J. R. Holden and J. Wenograd, Physical Properties of an Experimental Castable Explosive 2,2-Dinitropropyl 2,4,4-Trinitrobutyrate DNPTB, NAVORD Report No. 4427, 11 December 1956.

<sup>22</sup>See footnote 1, page 10.

AMCP 706-177

2,4-Dinitrotoluene (DNT)

<b>Composition:</b> % C 46.3 H 3.3 N 15.4 O 35.0 C/H Ratio 0.579		<b>Molecular Weight:</b> (C <sub>7</sub> H <sub>5</sub> N <sub>2</sub> O <sub>4</sub> ) 1.82
		<b>Oxygen Balance:</b> CO <sub>2</sub> % -114 CO % -53
		<b>Density:</b> gm/cc 1.521
		<b>Melting Point:</b> °C 71
		<b>Freezing Point:</b> °C
<b>Impact Sensitivity, 2 Kg Wt:</b> Bureau of Mines Apparatus, cm Sample Wt 20 mg Picotiny Arsenal Apparatus, in. Sample Wt, mg	<b>Boiling Point:</b> °C Decomposes 300	
<b>Friction Pendulum Test:</b> Steel Shoe Unaffected Fiber Shoe Unaffected	<b>Refractive Index, n<sub>D</sub><sup>20</sup></b> n <sub>D</sub> <sup>20</sup> n <sub>D</sub> <sup>20</sup>	
<b>Rifle Bullet Impact Test:</b> Trials Explosions 0 Partial 0 Burned 0 Unaffected 100	<b>Vacuum Stability Test</b> cc/40 Hrs, at 90°C 100°C 120°C 0.04 135°C 150°C	
<b>Explosion Temperature:</b> °C Seconds, 0.1 (no cap used) 1 5 Decomposes 310 10 15 20	<b>200 Gram Bomb Sand Test:</b> Sand, gm 19.3	
<b>75°C International Heat Test:</b> % Loss in 48 Hrs	<b>Sensitivity to Initiation:</b> Minimum Detonating Charge, gm Mercury Fulminate Lead Azide 0.20 Tetryl 0.25	
<b>100°C Heat Test:</b> % Loss, 1st 48 Hrs % Loss, 2nd 48 Hrs Explosion in 100 Hrs	<b>Ballistic Mortar, % TNT: (a)</b> 71 <b>Trenzi Test, % TNT: (b)</b> 64	
<b>Flammability Index:</b>	<b>Plate Dent Test:</b> Method Condition Confined Density, gm/cc Brisance, % TNT	
<b>Hygroscopicity:</b> % 25°C, 100% RH 0.00	<b>Detonation Rate:</b> Confinement Condition Charge Diameter, in. Density, gm/cc Rate, meters/second	
<b>Volatility:</b>		



AMCP 706-177

2,4-Dinitrotoluene (DNT)

Preparation:

See TNT.

Solubility: gm/100 gm of the following substances:

<u>30% Ethyl Alcohol</u>		<u>Nitroglycerin</u>		<u>Water</u>	
<u>°C</u>	<u>g</u>	<u>°C</u>	<u>g</u>	<u>°C</u>	<u>g</u>
25	0.16	20	30	22	0.027
35	0.29			50	0.037
45	0.49			100	0.254
55	0.77				
60	1.03				

Solubility at 15°C, in:

<u>Solvent</u>	<u>g</u>	<u>Solvent</u>	<u>g</u>
CHCl <sub>3</sub>	65.076	C <sub>2</sub> H <sub>5</sub> OH (absolute)	3.039
C <sub>2</sub> H <sub>4</sub>	2.431	Ether (absolute)	2.422
C <sub>6</sub> H <sub>6</sub>	60.644	Acetone	81.911
Toluol	45.470	Ethyl acetate	57.929
CH <sub>3</sub> OH	5.014	CS <sub>2</sub>	2.306
C <sub>2</sub> H <sub>5</sub> OH (96%)	1.916	Pyridine	76.810

Origin:

Occurs as 75% of the products obtained on the nitration of toluene, the remaining 25% being mainly 2,6-DNT and other isomers of DNT. Also occurs as an impurity in crude TNT obtained by standard manufacturing process. Used in explosive mixtures at least since 1931.

References:<sup>23</sup>

(a) L. C. Smith and E. G. Ryster, Physical Testing of Explosives, Part III - Miscellaneous Sensitivity Tests; Performance Tests, OSRD Report No. 5746, 27 December 1945.

(b) A. H. Klatt, Compilation of Data on Organic Explosives, OSRD Report No. 2014, 29 February 1944.

(c) Report AC-2861.

(d) Also see the following Picatinny Arsenal Technical Reports on DNT:

<u>0</u>	<u>1</u>	<u>2</u>	<u>3</u>	<u>4</u>	<u>5</u>	<u>6</u>	<u>7</u>	<u>8</u>	<u>9</u>
810	1351	72	43	394	1615	186	97	768	69
1830	1501	372	233	804	2125	1556	817	938	149
	1651	922	343	1044		1816	837	1538	249
	1781	1142	673	1084		1896			279
	1821	1672	1023	1094					279
	2031	1692	1663	1164					1749
	2221		1743	1324					
			2013	1464					
				1524					
				1674					
				1754					
				2094					

<sup>23</sup>See footnote 1, page 10.

Dipentaerythritol Hexanitrate (DPEN)

AMCP 706-177

<b>Composition:</b> % C 21.7 H 2.9 N 15.2 O 60.2  $  \begin{array}{c}  \text{ONO}_2 \qquad \qquad \text{ONO}_2 \\    \qquad \qquad \qquad   \\  \text{CH}_2 \qquad \qquad \text{CH}_2 \\    \qquad \qquad \qquad   \\  \text{ON}_2\text{OCH}_2\text{C} - \text{CH}_2 - \text{C} - \text{CH}_2 - \text{CCH}_2\text{ONO}_2 \\    \qquad \qquad \qquad   \\  \text{CH}_2 \qquad \qquad \text{CH}_2 \\    \qquad \qquad \qquad   \\  \text{ONO}_2 \qquad \qquad \text{ONO}_2  \end{array}  $ C/H Ratio 0.154		<b>Molecular Weight:</b> (C <sub>10</sub> H <sub>16</sub> N <sub>6</sub> O <sub>19</sub> ) 554	
		<b>Oxygen Balance:</b> CO <sub>2</sub> % -26 CO % 3	
		<b>Density:</b> gm/cc Crystal 1.63	
		<b>Melting Point:</b> °C 73.7	
		<b>Freezing Point:</b> °C	
<b>Impact Sensitivity, 2 Kg Wt:</b> Bureau of Mines Apparatus, cm 14 Sample Wt 20 mg Picatinny Arsenal Apparatus, in. 4 Sample Wt, mg 10		<b>Boiling Point:</b> °C	
		<b>Refractive Index, n<sub>D</sub><sup>20</sup></b> n <sub>D</sub> <sup>20</sup> n <sub>D</sub> <sup>25</sup>	
<b>Grain Pendulum Test:</b> Steel Shoe Explodes Fiber Shoe Unaffected		<b>Vacuum Stability Test:</b> cc/40 Hrs, at 90°C 100°C 3.7 120°C 11+ 135°C 150°C	
<b>Rifle Bullet Impact Test:</b> Trials % Explosions Partials Burned Unaffected		<b>200 Gram Bomb Sand Test:</b> Sand, gm 57.4	
<b>Explosion Temperature:</b> °C Seconds, 0.1 (no cap used) 1 300 5 Explodes 255 10 15 20		<b>Sensitivity to Initiation:</b> Minimum Detonating Charge, gm Mercury Fulminate Lead Azide Tetryl	
		<b>Ballistic Mortar, % TNT:</b> (a) 142	
		<b>Trussel Test, % TNT:</b> (b) 128	
<b>75°C Intentional Heat Test:</b> % Loss in 48 Hrs		<b>Plate Dent Test:</b> Method Condition Confined Density, gm/cc Brisance, % TNT	
<b>100°C Heat Test:</b> % Loss, 1st 48 Hrs 0.11 % Loss, 2nd 48 Hrs 0.10 Explosion in 100 Hrs None		<b>Detonation Rate:</b> (c) Confinement Copper tube Condition Pressed Charge Diameter, in. 0.39 Density, gm/cc 1.59 Rate, meters/second 7410	
<b>Flammability Index:</b>			
<b>Hygroscopicity:</b> % 0.03			
<b>Velocity:</b>			

AMCP 706-177

Dipentaerythritol Hexanitrate (DPEHN)

<b>Fragmentation Test:</b>  <b>90 mm HE, M71 Projectile, Lot WC-91:</b> Density, gm/cc Charge Wt, lb  <b>Total No. of Fragments:</b> For TNT For Subject HE  <b>3 inch HE, M42A1 Projectile, Lot KC-5:</b> Density, gm/cc Charge Wt, lb  <b>Total No. of Fragments:</b> For TNT For Subject HE	<b>Shaped Charge Effectiveness, TNT = 100:</b>  <table style="width:100%; border:none;"> <tr> <td style="width:50%;"></td> <td style="text-align:center;">Glass Cones</td> <td style="text-align:center;">Steel Cones</td> </tr> <tr> <td>Hole Volume</td> <td></td> <td></td> </tr> <tr> <td>Hole Depth</td> <td></td> <td></td> </tr> </table>			Glass Cones	Steel Cones	Hole Volume			Hole Depth		
		Glass Cones	Steel Cones								
	Hole Volume										
	Hole Depth										
<b>Color:</b> White											
<b>Principal Uses:</b> Ingredient of priming compositions											
<b>Fragment Velocity: ft/sec</b> At 9 ft At 25½ ft Density, gm/cc	<b>Method of Loading:</b> Pressed										
	<b>Leading Density: gm/cc</b> At 3000 to 4000 psi 1.59										
<b>Blast (Relative to TNT):</b>  <b>Air:</b> Peak Pressure Impulse Energy  <b>Air, Confined:</b> Impulse  <b>Under Water:</b> Peak Pressure Impulse Energy  <b>Underground:</b> Peak Pressure Impulse Energy	<b>Storage:</b>  <table style="width:100%; border:none;"> <tr> <td style="width:50%;">Method</td> <td style="text-align:center;">Dry</td> </tr> <tr> <td>Hazard Class (Quantity-Distance)</td> <td style="text-align:center;">Class 9</td> </tr> <tr> <td>Compatibility Group</td> <td></td> </tr> <tr> <td>Insulation</td> <td></td> </tr> </table>		Method	Dry	Hazard Class (Quantity-Distance)	Class 9	Compatibility Group		Insulation		
	Method	Dry									
	Hazard Class (Quantity-Distance)	Class 9									
	Compatibility Group										
Insulation											
<b>Preparation: (Chemistry of Powder and Explosives, Davis)</b>  $2(\text{HO-CH}_2)_4\text{C} \xrightarrow{\text{Dehydration}} (\text{HO-CH}_2)_3\text{C-O-C}(\text{CH}_2\text{-OH})_3 \longrightarrow (\text{O}_2\text{NO-CH}_2)_3\text{C-O-C}(\text{CH}_2\text{-ONO}_2)_3$											
Dipentaerythritol Hexanitrate is procured in the pure state (melting point 72°C) by fractional crystallization of crude PETN from moist acetone.  <b>Origin:</b> Formed as an impurity in the preparation of PETN. Properties first described by W. Frederick and W. Brün in 1930 (Berichte 63, 2861 (1930)); Z. ges. Schiess-Sprengstoffw 27, 73-6, 125-7, 156-8 (1932).											
<b>Heat of:</b> <table style="width:100%; border:none;"> <tr> <td style="width:50%;">Combustion, cal/gm</td> <td style="text-align:center;">2260</td> </tr> </table>		Combustion, cal/gm	2260								
Combustion, cal/gm	2260										



Dipentaerythritol Hexanitrate (DPENH)

AMCP 706-177

References: <sup>24</sup>

- (a) L. C. Smith and E. G. Ryster, Physical Testing of Explosives, Part III - Miscellaneous Sensitivity Tests; Performance Tests, OCEB Report No. 5746, 27 December 1945.
- (b) A. Stettbacher, Die Schiess und Sprengstoffe, Leipzig, p. 363.
- (c) T. L. Davis, The Chemistry of Powder and Explosives, John Wiley and Sons, Inc., New York (1943) pp. 218-283.
- (d) R. Livingston, Characteristics of Explosives HMX and DPENH, PATR No. 1561, 6 September 1945.

<sup>24</sup>See footnote 1, page 10.

AMCP 706-177

Dynamite, Low Velocity, Picatinny Arsenal (LVD)

<b>Composition:</b> 99.5/0.5 RDX/1-MA dye* 17.5 % TNT 67.8 Tripentaerythritol 8.6 68/32 Vistac No 1/DOS binders** 4.1 Cellulose acetate, LH-1 2.0 *RDX, Class E; 1-MA is 96% pure 1-methylamino-anthraquinone. **Vistac No 1 is low MW polybutene; DOS is dioctylsebacate. C/H Ratio	<b>Molecular Weight:</b>	
	<b>Oxygen Balance:</b> CO <sub>2</sub> % CO %	
	<b>Density:</b> gm/cc	Loading 0.9
	<b>Melting Point:</b> °C	
	<b>Freezing Point:</b> °C	
	<b>Boiling Point:</b> °C	
	<b>Refractive Index, n<sub>D</sub><sup>20</sup></b> n <sub>D</sub> <sup>20</sup> n <sub>D</sub> <sup>20</sup>	
<b>Impact Sensitivity, 2 Kg Wt:</b> Bureau of Mines Apparatus, cm Sample Wt 20 mg Picatinny Arsenal Apparatus, in. 22 Sample Wt, mg 19	<b>Vacuum Stability Test:</b> cc/40 Hrs, at 90°C 100°C 120°C 0.90 135°C 150°C	
<b>Friction Pendulum Test:</b> Steel Shoe Unaffected Fiber Shoe Unaffected	<b>200 Grain Bomb Sand Test:</b> Sand, gm 40.5	
<b>Rifle Bullet Impact Test:</b> Trials Explosions % Portions Burned Unaffected	<b>Sensitivity to Initiation:</b> Minimum Detonating Charge, gm Mercury Fulminate Lead Azide 0.20 Tetryl 0.15	
<b>Explosion Temperature:</b> °C Seconds, 0.1 (no cap used) 1 5 Ignites 480 10 15 20	<b>Bulk Density, % TNT:</b> 92	
<b>75°C International Heat Test:</b> % Loss in 48 Hrs	<b>Tensile Test, % T.T.:</b>	
<b>100°C Heat Test:</b> % Loss, 1st 48 Hrs % Loss, 2nd 48 Hrs Explosion in 100 Hrs	<b>Plate Bend Test:</b> Method Condition Confined Density, gm/cc Brisance, % TNT	
<b>Flammability Index:</b>	<b>Detection Rate:</b> Confinement None Condition Hard tamped	
<b>Hygroscopicity:</b> % 71°C, 95% RH, 30 days 0.31 Satisfactory	Charge Diameter, in. 1.25 Density, gm/cc 0.9 Rate, meters/second 4377; or 14400 ft./sec	
<b>Volatility:</b>		

Dynamite, Low Velocity, Picatinny Arsenal (LVD)

AMCP 706-177

<b>Fragmentation Test:</b>  <b>90 mm HE, M71 Projectile, Lot WC-91:</b> Density, gm/cc Charge Wt, lb  <b>Total No. of Fragments:</b> For TNT For Subject HE  <b>3 inch HE, M2A1 Projectile, Lot KC-5:</b> Density, gm/cc Charge Wt, lb  <b>Total No. of Fragments:</b> For TNT For Subject HE	<b>Shaped Charge Effectiveness, TNT = 100:</b>  <table border="0"> <tr> <td></td> <td>Glass Cones</td> <td>Steel Cones</td> </tr> <tr> <td>Hole Volume</td> <td></td> <td></td> </tr> <tr> <td>Hole Depth</td> <td></td> <td></td> </tr> </table>		Glass Cones	Steel Cones	Hole Volume			Hole Depth		
		Glass Cones	Steel Cones							
	Hole Volume									
	Hole Depth									
<b>Color:</b> Pink										
<b>Principal Uses:</b> Excavation, demolition, and cratering										
<b>Method of Loading:</b> Ball Packer machine loaded										
<b>Fragment Velocity: ft/sec</b> At 9 ft At 25 1/2 ft Density, gm/cc	<b>Loading Density: gm/cc</b> 0.9 Tamped cartridge 1-1/2" diameter, 8" long									
<b>Blast (Relative to TNT):</b>  <b>Air:</b> Peak Pressure Impulse Energy  <b>Air, Confined:</b> Impulse  <b>Under Water:</b> Peak Pressure Impulse Energy  <b>Underground:</b> Peak Pressure Impulse Energy	<b>Storage:</b>  Method Dry  Hazard Class (Quantity-Distance) Class 9  Compatibility Group Group A  Exudation									
	<b>Sensitivity to Initiation:</b> Stick dry, No. 6 Electric cap Positive Stick dry, Corps of Engineers Positive Stick wet, Corps of Engineers Positive									
	<b>Air Gap Propagation:</b> Max distance will, inch 2-1/2 min distance will not, inch 3									
	<b>Stick Water Immersion:</b> Weight gain, % 9-16									
	<b>Heat of:</b> Explosion, cal/gm 625 Gas Volume, cc/gm 611									
	<b>Cold Storage:</b> Plastic to -65°F									
	<b>Low Temperature Usage:</b> -65°F, 1 day, M2 cap crimper Satisfactory									

AMCP 706-177

Dynamite, Low Velocity, Picatinny Arsenal (LVD)Preparation:

To date this dynamite has been prepared on a laboratory scale, the details of which are classified. It has been shown, however, to be machine loadable on a Hall packing machine.

Origin:

Nobel invented the original dynamite in 1866 and gave the name dynamite to mixtures of nitroglycerin and kieselguhr. The strength of a dynamite was indicated by the percentage of NG in the mixture. Later oxidants and combustibles were substituted for the kieselguhr, and ammonium nitrate and/or nitrostarch replaced the NG, bringing into existence new types of dynamites. World War II military operations required special demolition and cratering explosives free from the objectionable characteristics of NG and many "dynamite substitutes" were developed for specific applications. The subject low velocity dynamite was developed in 1956 by Picatinny Arsenal (Ref a).

References: 25

(a) H. W. V.igt, Development of Low-Velocity Military Explosives Equivalent to Commercial Dynamites, PA Technical Report 2374, March 1957.

(b) Also see the following Picatinny Arsenal Technical Reports on Dynamites:

<u>0</u>	<u>1</u>	<u>2</u>	<u>4</u>	<u>2</u>	<u>6</u>	<u>7</u>	<u>8</u>	<u>2</u>
1260	1381	782	864	1285	1416	507	848	1819
1360	1611	1531	1464		1436	957	1828	
1720					1506			
1760					2056			

<sup>25</sup>See footnote 1, page 10.

Dynamite, Medium Velocity, Hercules (MVD)

AMCP 706-177

<b>Composition:</b> % JDX 75 TNT 15 Starch 5 SAE No. 10 Oil 4 Vistanex oil gel* 1 *80/15/5, SAE No. 10 weight oil/Vistanex B-180XC/Navy IR wax. C/H Ratio		<b>Molecular Weight:</b> Oxygen Balance: CO <sub>2</sub> % -51 CO %											
		Density: gm/cc	Loading 1.1										
		Melting Point: °C											
		Freezing Point: °C											
<b>Impact Sensitivity, 2 Kg Wt:</b> Bureau of Mines Apparatus, cm >100 Sample Wt 20 mg 18 Picatinny Arsenal Apparatus, in. 25 Sample Wt, mg		Nitroglycerin Equivalent, % 60 Refractive Index, n <sub>D</sub> <sup>20</sup> n <sub>D</sub> <sup>25</sup> n <sub>D</sub> <sup>30</sup>											
<b>Friction Pendulum Test:</b> Steel Shoe Crackles Fiber Shoe Unaffected		<b>Vacuum Stability Test:</b> cc/40 Hrs, at 90°C 100°C 0.80 120°C 0.94 135°C 150°C											
<b>Rifle Bullet Impact Test:</b> <table border="1"> <thead> <tr> <th>Trials</th> <th>%</th> </tr> </thead> <tbody> <tr> <td>Explosions</td> <td>0</td> </tr> <tr> <td>Partials</td> <td>0</td> </tr> <tr> <td>Burned</td> <td>10</td> </tr> <tr> <td>Unaffected</td> <td>90</td> </tr> </tbody> </table>		Trials	%	Explosions	0	Partials	0	Burned	10	Unaffected	90	<b>200 Gram Bomb Sand Test:</b> Sand, gm 52.6	
Trials	%												
Explosions	0												
Partials	0												
Burned	10												
Unaffected	90												
<b>Explosion Temperature:</b> °C Seconds, 0.1 (no cap used) 1 5 10 15 20		<b>Sensitivity to Initiation:</b> Minimum Detonating Charge, gm Mercury Fulminate Lead Azide 0.20 Tetryl 0.10											
		<b>Ballistic Mortar, % TNT:</b> 122											
<b>75°C International Heat Test:</b> % Loss in 48 Hrs		<b>Trawl Test, % TNT:</b>											
<b>100°C Heat Test:</b> % Loss, 1st 48 Hrs 0.62 % Loss, 2nd 48 Hrs 0.12 Explosion in 100 Hrs None		<b>Plate Dent Test:</b> Method Condition Confined Density, gm/cc Brittleness, % TNT											
<b>Flammability Index:</b>		<b>Detonation Rate:</b> Confinement None Condition Machine tamped Charge Diameter, in. 1.50 Density, gm/cc 1.1 Rate, meters/second 6000-6600; or 20,000 ft./sec											
<b>Hygroscopicity:</b> % 71°C, 95% RH, 30 days Satisfactory													
<b>Volatility:</b>													

AMCP 706-177

Dynamite, Medium Velocity, Hercules (MVD)

<b>Fragmentation Test:</b>  <b>90 mm HE, M71 Projectile, Lot WC-91:</b> Density, gm/cc Charge Wt, lb  <b>Total No. of Fragments:</b> For TNT For Subject HE  <b>3 inch HE, M42A1 Projectile, Lot KC-5:</b> Density, gm/cc Charge Wt, lb  <b>Total No. of Fragments:</b> For TNT For Subject HE	<b>Shaped Charge Effectiveness, TNT = 100:</b>  <table border="0"> <tr> <td></td> <td>Glass Cones</td> <td>Steel Cones</td> </tr> <tr> <td>Hole Volume</td> <td></td> <td></td> </tr> <tr> <td>Hole Depth</td> <td></td> <td></td> </tr> </table>		Glass Cones	Steel Cones	Hole Volume			Hole Depth		
		Glass Cones	Steel Cones							
	Hole Volume									
	Hole Depth									
<b>Color:</b> Buff										
<b>Principal Uses:</b> Excavation, demolition, and cratering										
<b>Fragment Velocity: ft/sec</b> At 9 ft At 25 1/2 ft Density, gm/cc	<b>Method of Loading:</b> Hall Packer machine loaded									
	<b>Leading Density: gm/cc</b> 1.1 Cartridge 1-1/2" diameter, 8" long									
<b>Blast (Relative to TNT):</b>  <b>Air:</b> Peak Pressure Impulse Energy  <b>Air, Confined:</b> Impulse  <b>Under Water:</b> Peak Pressure Impulse Energy  <b>Underground:</b> Peak Pressure Impulse Energy	<b>Storage:</b>  Method Dry  Hazard Class (Quantity-Distance) Class 9  Compatibility Group Group A  Exudation									
	<b>Sensitivity to Initiation:</b> Stick dry, No. 6 Electric cap Positive Stick dry, Corps of Engineers Positive Stick wet, Corps of Engineers > 50% Positive									
	<b>Air Gap Propagation:</b> Max distance w.l.l, inch 1 Min distance will not, inch 2-1/2									
	<b>Quarry Performance:</b> 4 tons rock/ton explosive									
	<b>Stick Water Immersion:</b> Weight gain, % 25-27									
	<b>Heat of:</b> Explosion, cal/gm 935 Gas Volume, cc/gm 945									
	<b>Cold Storage:</b> Plastic to -70°F									
	<b>Low Temperature Usage:</b> -65°F, 1 day, M2 cap crimper Satisfactory									

Dynamite, Medium Velocity, Hercules (MVD)

AMCP 706-177

Preparation:

Manufactured on standard dynamite line and packaged on a Hall packing machine. Details of handling materials and techniques of manufacture are classified.

Origin:

Military forces frequently require excavation, demolition, and cratering operations for which standard high explosives are unsuitable. Commercial blasting explosives, except black powder, are called dynamites although they may contain no nitroglycerin. The subject dynamite substitute was developed in 1952 by the Hercules Powder Company (Ref a).

References:<sup>26</sup>

(a) W. R. Baldwin, Jr., Blasting Explosives (Dynamite Substitute), Hercules Powder Company Formal Progress Report, RI 2086, 15 August 1952, Army Contract DA-36-034-ORD-110.

(b) H. W. Voigt, Development of Low-Velocity Military Explosives Equivalent to Commercial Dynamites, PA Technical Report No. 2374, March 1957.

<sup>26</sup>See footnote 1, page 10.

AMCP 706-177

EC Blank Fire

<b>Composition:</b> % Nitrocellulose, 13.25% N 80 Barium Nitrate 8 Potassium Nitrate 8 Starch 3 Diphenylamine 0.75 Aurine 0.25  C/H Ratio	<b>Molecular Weight:</b> Approximately 503	
	<b>Oxygen Balance:</b> CO <sub>2</sub> % +5 CO % -25	
	<b>Density:</b> gm/cc	
	<b>Melting Point:</b> °C	
	<b>Freezing Point:</b> °C	
<b>Impact Sensitivity, 2 Kg Wt:</b> Bureau of Mines Apparatus, cm 19 Sample Wt 20 mg Picatinny Arsenal Apparatus, in. Sample Wt, mg 20	<b>Boiling Point:</b> °C	
	<b>Refractive Index, n<sub>D</sub><sup>20</sup></b> n <sub>D</sub> <sup>20</sup> r <sub>D</sub> <sup>20</sup>	
	<b>Friction Pendulum Test:</b> Steel Shoe Snaps Fiber Shoe	
<b>Rifle Bullet Impact Test:</b> Trials % Explosions Partial Burned Unaffected	<b>Vacuum Stability Test:</b> cc/40 Hrs, at 90°C 100°C 120°C 135°C 150°C	
	<b>200 Gram Bomb Sand Test:</b> Sand, gm 46.8	
<b>Explosion Temperature:</b> °C Seconds, 0.1 (no cap used) 1 5 Decomposes 200 10 15 20	<b>Sensitivity to Initiation:</b> Minimum Detonating Charge, gm Mercury Fulminate 0.22 Lead Azide Tet:yl	
	<b>Ballistic Mortar, % TNT:</b> <b>Treuzl Test, % TNT:</b>	
<b>75°C International Heat Test:</b> % Loss in 48 Hrs 1.8	<b>Plate Dent Test:</b> Method Condition Confined Density, gm/cc Brisance, % TNT	
<b>100°C Heat Test:</b> % Loss, 1st 48 Hrs 2.0 % Loss, 2nd 48 Hrs 0.2 Explosion in 100 Hrs None	<b>Detonation Rate:</b> Confinement Condition Charge Diameter, in. Density, gm/cc Rate, meters/second	
<b>Flammability Index:</b>		
<b>Hygroscopicity:</b> % 30°C, 90% RH 6.2		
<b>Volatility:</b>		



EC Blank Fire

AMCP 706-177

<b>Fragmentation Test:</b>  <b>98 mm HE, M71 Projectile, Lot WC-91:</b> Density, gm/cc Charge Wt, lb  <b>Total No. of Fragments:</b> For TNT For Subject HE  <b>3 inch HE, M42A1 Projectile, Lot KC-S:</b> Density, gm/cc Charge Wt, lb  <b>Total No. of Fragments:</b> For TNT For Subject HE	<b>Shaped Charge Effectiveness, THT = 100:</b>  <table border="0"> <tr> <td style="text-align: center;">Glass Cones</td> <td style="text-align: center;">Steel Cones</td> </tr> <tr> <td>Hole Volume</td> <td></td> </tr> <tr> <td>Hole Depth</td> <td></td> </tr> </table>		Glass Cones	Steel Cones	Hole Volume		Hole Depth			
	Glass Cones	Steel Cones								
	Hole Volume									
	Hole Depth									
<b>Color:</b>										
<b>Principal Uses:</b> Grenades; caliber .30 blank										
<b>Fragment Velocity: ft/sec</b> At 9 ft At 25½ ft Density, gm/cc	<b>Method of Loading:</b> Loose									
	<b>Loading Density: gm/cc</b> 0.40									
<b>Blast (Relative to TNT):</b>  <b>Air:</b> Peak Pressure Impulse Energy  <b>Air, Confined:</b> Impulse  <b>Under Water:</b> Peak Pressure Impulse Energy  <b>Underground:</b> Peak Pressure Impulse Energy	<b>Storage:</b>  <table border="0"> <tr> <td>Method</td> <td>Wet</td> </tr> <tr> <td>Hazard Class (Quantity-Distance)</td> <td>Class 0</td> </tr> <tr> <td>Compatibility Group</td> <td>Group J</td> </tr> <tr> <td>Exudation</td> <td></td> </tr> </table>		Method	Wet	Hazard Class (Quantity-Distance)	Class 0	Compatibility Group	Group J	Exudation	
	Method	Wet								
	Hazard Class (Quantity-Distance)	Class 0								
	Compatibility Group	Group J								
Exudation										
<b>Preparation:</b> EC Blank Fire is a partially colloidized propellant manufactured by a process using either acetone and ethanol or a mixture of butyl acetate and benzene to gelatinize only a part of the nitrocellulose. The process is controlled so that the product passes through a No. 12 sieve and is retained on a No. 50 sieve.										
<b>Origin:</b> Invented in 1882 as bulk sporting (smokeless) powder by W. F. Reid and D. Johnson at the Explosive Company (whence the name "FC") in England (British Patent 619).										
<b>References:</b> <sup>27(a)</sup> See the following Picatinny Arsenal Technical Reports on EC Blank Fire: 891, 901, 372, 512, 822, 233, 1373, 854, 65, 667, 817, 69, 579 and 1399.	<b>120°C Heat Test:</b>  <table border="0"> <tr> <td></td> <td style="text-align: center;"><u>Minutes</u></td> </tr> <tr> <td>Selmon Pink</td> <td style="text-align: center;">150</td> </tr> <tr> <td>Red Fumes</td> <td style="text-align: center;">300+</td> </tr> <tr> <td>Explodes</td> <td style="text-align: center;">300+</td> </tr> </table>			<u>Minutes</u>	Selmon Pink	150	Red Fumes	300+	Explodes	300+
	<u>Minutes</u>									
Selmon Pink	150									
Red Fumes	300+									
Explodes	300+									

<sup>27</sup>See footnote 1, page 1C.

AMCP 706-177

Ednatol, 55/45

<b>Composition:</b>		<b>Molecular Weight:</b> 178	
%		<b>Oxygen Balance:</b>	
Haleite (Ethylene Dinitramine)	55	CO: %	-51
TNT	45	CO %	-17
C/H Rat		<b>Density: gm/cc</b>	Cast 1.62
		<b>Melting Point: °C</b>	Eutectic 80
		<b>Freezing Point: °C</b>	
<b>Impact Sensitivity, 2 Kg Wt:</b>		<b>Boiling Point: °C</b>	
Bureau of Mines Apparatus, cm	95	Refractive Index, $n_D^{20}$	
Sample Wt 20 mg		$n_D^{20}$	
Picotinny Arsenal Apparatus, in.	20	$n_D^{20}$	
Sample Wt, mg			
<b>Friction Pendulum Test:</b>		<b>Vacuum Stability Test:</b>	
Steel Shoe	Unaffected	cc/40 Hrs, at	
Fiber Shoe	Unaffected	90°C	
		100°C	
		120°C	
		135°C	
		150°C	
<b>Rifle Bullet Impact Test:</b>		<b>200 Gram Bomb Sand Test:</b>	
Totals		Sand, gm	
%		49.4	
Explosions	0		
Partials	0		
Burned	7		
Unaffected	93		
<b>Explosion Temperature: *</b>		<b>Sensitivity to Initiation:</b>	
Seconds, 0.1 (no cap used)	435	Minimum Detonating Charge, gm	
1	248	Mercury Fulminate	
5 Decomposes	190	Lead Azide	
10	183	0.22*	
15	176	0.26*	
20	168	Tetryl	
*Composition Haleite/TNT, 60/40.		*Alternative initiating charges.	
<b>75°C International Heat Test:</b>		<b>Ballistic Mortar, % TNT: (a)</b>	
% Loss in 48 Hrs		(b) 119	
		<b>Troust Test, % TNT: (b)</b>	
		120	
<b>100°C Heat Test:</b>		<b>Plate Heat Test:</b>	
% Loss, 1st 48 Hrs		52/48	
0.2		Method	
% Loss, 2nd 48 Hrs		B	
0.1		Condition	
Explosion in 100 Hrs		Cast	
None		Confined	
		No	
		Density, gm/cc	
		1.62	
		Brisance, % TNT	
		112	
<b>Flammability Index:</b>		<b>Detonation Rate:</b>	
Will not continue to burn		Confinement	
		None	
		Condition	
		Cast	
<b>Hygroscopicity: %</b>		Charge Diameter, in.	
None		1.0	
		Density, gm/cc	
		1.63	
		Rate, meters/second	
		7340	
<b>Volatility:</b>			

Ednatol, 55/45

AMCP 706-177

<b>Fragmentation Test:</b>		<b>Shaped Charge Effectiveness, TNT = 100: 50/50</b>	
<b>98 mm HE, M71 Projectile, Lot WC-91:</b>		<b>Glass Cones</b>	<b>Steel Cones</b>
Density, gm/cc	1.56 1.62	Hole Volume	126 123
Charge Wt, lb	2.065 2.092	Hole Depth	117 121
<b>Total No. of Fragments:</b>		<b>Color: Yellow</b>	
For TNT	703 703	<b>Principal Uses: Projectiles, bombs; special ammunition components</b>	
For Subject HE	842 902	<b>Method of Loading: Cast</b>	
<b>3 inch HE, M42A1 Projectile, Lot KC-3:</b>		<b>Loading Density: gm/cc 1.65</b>	
Density, gm/cc	1.60	<b>Storage:</b>	
Charge Wt, lb	0.845	<b>Method Dry</b>	
<b>Total No. of Fragments:</b>		<b>Hazard Class (Quantity-Distance) Class 9</b>	
For TNT	514	<b>Compatibility Group Group I</b>	
For Subject HE	536	<b>Exudation Does not exude at 65°C</b>	
<b>Fragment Velocity: ft/sec</b>		<b>Eutectic Temperature, °C:</b>	
At 9 ft	2730	gm Halite/100 gm TNT	79.8
At 25½ ft	2430	79.8°C	0.48
Density, gm/cc	1.62	95.0°C	1.12
<b>Blast (Relative to TNT): (d, e)</b>		<b>Compatibility with Metals:</b>	
<b>Air:</b>		<b>Dry:</b> Brass, aluminum, stainless steel, mild steel, mild steel coated with acid-proof black paint, and mild steel plated with cadmium or nickel are unaffected. Copper, magnesium, magnesium-aluminum alloy and mild steel plated with copper or zinc are slightly affected.	
Peak Pressure	108	<b>Wet:</b> Copper, brass, magnesium, magnesium-aluminum alloy, mild steel, mild steel coated with acid-proof black paint and mild steel plated with copper, cadmium, nickel or zinc are heavily attacked. Aluminum is slightly affected and stainless steel is unaffected.	
Impulse	110		
Energy	108		
<b>Air, Confined:</b>			
Impulse	--		
<b>Under Water:</b>			
Peak Pressure	--		
Impulse	--		
Energy	113		
<b>Underground:</b>			
Peak Pressure	--		
Impulse	--		
Energy	--		
<b>Booster Sensitivity Test: (d)</b>			
Condition	Cast		
Tetryl, gm	100		
Wax, in. for 50% Detonation	1.28		
Density, gm/cc	1.62		

AMCP 706-177

Ednatol, 55/45

Preparation:

Wet Balcite is added slowly to molten TNT heated at about 100°C in a steam jacketed melting kettle equipped with a stirrer. Heating and stirring are continued until all moisture is evaporated. Loading is done by pouring the mixture cooled to 85°C.

Origin:

Mixtures of Balcite (EMMA) and TNT, designated Ednatol, were developed at Picatinny Arsenal just prior to World War II.

References:<sup>28</sup>

(a) L. C. Smith and E. G. Ryster, Physical Testing of Explosives, Part III - Miscellaneous Sensitivity Tests; Performance Tests, OSRD Report No. 5746, 27 December 1945.

(b) Philip C. Keenan and Dorothy C. Pipes, Table of Military High Explosives, Second Revision, NAVORD Report No. 87-46, 26 July 1946.

(c) D. P. MacDougall, Methods of Physical Testing, OSRD Report No. 803, 11 August 1942.

(d) L. C. Smith and S. R. Walton, A Consideration of RDX/Wax Mixtures as a Substitute for Tetryl in Boosters, ROL Memo 10,303, 15 June 1949.

(e) W. R. Tomlinson, Jr., Blast Effects of Bomb Explosives, PA Tech Div Lecture, 9 April 1948.

(f) Eastern Laboratory, du Pont, Investigation of Cavity Effect, Sec III, Variation of Cavity Effect with Composition, NDRC Contract W-672-ORD-5723.

(g) Eastern Laboratory, du Pont, Investigation of Cavity Effect, Final Report, 18 September 1943, NDRC Contract W-672-ORD-5723.

(h) Also see the following Picatinny Arsenal Technical Reports on Ednatol:

0	1	2	3	4	5	6	7	8	9
1290	1291	1162	1193	1294	1325	1796	1457	1198	1279
1400	1451	1372	1363	1434	1395		1477	1388	1469
1420	1651	1482	1493		1885		1737	1838	
1530							1797		

<sup>28</sup>See footnote 1, page 10.

Ethylene Glycol Di-Trinitrobutyrate (GINB)

AMCP 706-177

<b>Composition:</b> % C 25.6 H 2.6 N 17.1 O 54.7 C/H Ratio 0.235	<b>Molecular Weight:</b> (C <sub>10</sub> H <sub>12</sub> N <sub>6</sub> O <sub>16</sub> ) 468
	<b>Oxygen Balance:</b> CO <sub>2</sub> % -34 CO % 0
	<b>Density:</b> gm/cc Crystal 1.63
	<b>Melting Point:</b> °C .96
<b>Impact Sensitivity, 2 Kg Wt:</b> Bureau of Mines Apparatus, cm Sample Wt 20 mg Picatinny Arsenal Apparatus, in. Sample Wt, mg	<b>Freezing Point:</b> °C
	<b>Boiling Point:</b> °C
	<b>Refractive Index, n<sub>D</sub><sup>20</sup></b> n <sub>D</sub> <sup>25</sup> n <sub>D</sub> <sup>30</sup>
<b>Friction Pendulum Test:</b> Steel Shoe Fiber Shoe	<b>Vacuum Stability Test:</b> cc/40 Hrs, at 90°C 100°C 120°C 135°C 150°C
<b>Rifle Bullet Impact Test: Trials</b> Explosions % Partials Burned Unaffected	
<b>Explosion Temperature:</b> °C Seconds, 0.1 (no cap used) --- 1 --- 5 50% point 230 10 15 20	<b>200 Gram Bomb Sand Test:</b> Sand, gm
	<b>Sensitivity to Initiation:</b> Minimum Detonating Charge, gm Mercury Fulminate Lead Azide Tetryl
	<b>Ballistic Mortar, % TNT:</b>
	<b>Troust Test, % TNT:</b>
<b>75°C International Heat Test:</b> % Loss in 48 Hrs	<b>Plate Dent Test:</b> Method Condition Confined Density, gm/cc Brisance, % TNT
<b>100°C Heat Test:</b> % Loss, 1st 48 Hrs % Loss, 2nd 48 Hrs Explosion in 100 Hrs	
<b>Flammability Index:</b>	
<b>Hygroscopicity: %</b>	<b>Detonation Rate:</b> Confinement Condition Charge Diameter, in. Density, gm/cc 1.63 Rate, meters/second 7340
<b>Volatility:</b>	

AMCP 706-177

Ethylene Glycol Di-Trinitrobutyrate (GTNB)

<b>Fragmentation Test:</b>  <b>90 mm HE, M71 Projectile, Lot WC-91:</b> Density, gm/cc Charge Wt, lb  <b>Total No. of Fragments:</b> For TNT For Subject HE  <b>3 inch HE, M42A1 Projectile, Lot KC-5:</b> Density, gm/cc Charge Wt, lb  <b>Total No. of Fragments:</b> For TNT For Subject HE	<b>Shaped Charge Effectiveness, TNT = 100:</b>  <table border="0"> <tr> <td></td> <td style="text-align: center;">Glass Cones</td> <td style="text-align: center;">Steel Cones</td> </tr> <tr> <td>Hole Volume</td> <td></td> <td></td> </tr> <tr> <td>Hole Depth</td> <td></td> <td></td> </tr> </table>			Glass Cones	Steel Cones	Hole Volume			Hole Depth		
		Glass Cones	Steel Cones								
	Hole Volume										
	Hole Depth										
<b>Color:</b>											
<b>Principal Uses:</b> Casting medium for HE compounds											
<b>Fragment Velocity: ft/sec</b> At 9 ft At 25½ ft  <b>Density, gm/cc</b>	<b>Method of Loading:</b> Cast										
	<b>Loading Density: gm/cc</b> 1.60										
<b>Blast (Relative to TNT):</b>  <b>Air:</b> Peak Pressure Impulse Energy  <b>Air, Confined:</b> Impulse  <b>Under Water:</b> Peak Pressure Impulse Energy  <b>Underground:</b> Peak Pressure Impulse Energy	<b>Storage:</b>  <table border="0"> <tr> <td>Method</td> <td style="text-align: center;">Dry</td> </tr> <tr> <td>Hazard Class (Quantity-Distance)</td> <td></td> </tr> <tr> <td>Compatibility Group</td> <td></td> </tr> <tr> <td>Exudation</td> <td style="text-align: center;">None</td> </tr> </table>		Method	Dry	Hazard Class (Quantity-Distance)		Compatibility Group		Exudation	None	
	Method	Dry									
	Hazard Class (Quantity-Distance)										
	Compatibility Group										
	Exudation	None									
<b>Preparation:</b> (a)  By the addition of nitroform to ethylene glycol diacrylate. As the method of preparation often leads to products difficult to purify, a preparation from ethylene glycol and pure trinitrobutyric acid is in process.											
<b>Origin:</b>  First synthesized in 1951 by the U.S. Rubber Company, Research and Development General Laboratories, Passaic, New Jersey.											
<b>Viscosity, poises:</b>  <table border="0"> <tr> <td>Temp, 98.9°C</td> <td style="text-align: center;">0.246</td> </tr> <tr> <td>106.5°C</td> <td style="text-align: center;">0.193</td> </tr> </table>		Temp, 98.9°C	0.246	106.5°C	0.193						
Temp, 98.9°C	0.246										
106.5°C	0.193										
<b>Liquid Density, gm/cc:</b>  <table border="0"> <tr> <td>Temp, 98.9°C</td> <td style="text-align: center;">1.467</td> </tr> <tr> <td>106.5°C</td> <td style="text-align: center;">1.459</td> </tr> </table>		Temp, 98.9°C	1.467	106.5°C	1.459						
Temp, 98.9°C	1.467										
106.5°C	1.459										

Ethylene Glycol Di-Trinitrobutyrate (GTNB)

AMCP 706-177

References:<sup>29</sup>

(a) U. S. Rubber Company Progress Report No. 14, Navy Contract NOrd-10129, 1 February 1951 to 1 May 1951.

(b) U. S. Naval Ordnance Laboratory, Silver Spring, Maryland, Letter from Dr. O. H. Johnson to Commanding Officer, Picatinny Arsenal, 8 April 1955 (ORDEB 471.86/44-3, Registry No. 39815); and NOL Letter from Dr. D. V. Sickman to Commanding Officer, Picatinny Arsenal, 29 November 1955 (ORDEB 471.86/159-1; Serial No. 32894).

<sup>29</sup>See footnote 1, page 10.

AMECP 706-177

Explosive D (Ammonium Picrate)

<b>Composition:</b> % C 29.3 H 2.4 N 22.7 O 45.6 C/H Ratio 0.317		<b>Molecular Weight:</b> (C <sub>6</sub> H <sub>6</sub> N <sub>4</sub> O <sub>7</sub> ) 246
		<b>Oxygen Balance:</b> CO <sub>2</sub> % -52 CO % -13
		<b>Density:</b> gm/cc Crystal 1.72
		<b>Melting Point:</b> °C Decomposes 265
		<b>Freezing Point:</b> °C
<b>Impact Sensitivity, 2 Kg Wt:</b> Bureau of Mines Apparatus, cm Sample Wt 20 mg Picatinny Arsenal Apparatus, in. 17 Sample Wt, mg 18		<b>Boiling Point:</b> °C
		<b>Refractive Index, n<sub>D</sub><sup>20</sup></b> a <sub>o</sub> 1.508 b <sub>o</sub> 1.870 c <sub>o</sub> 1.907
<b>Friction Penetration Test:</b> Steel Sho Unaffected Fiber Sho Unaffected		<b>Vacuum Stability Test:</b> cc/40 Hrs, at 90°C 100°C 0.2 120°C 0.4 135°C 150°C 0.4
<b>Rifle Bullet Impact Test:</b> Trials % Explosions 0 Partials 0 Burned 30 Unaffected 70		<b>200 Gram Sumb Sand Test:</b> Sand, gm 39.5
<b>Explosion Temperature:</b> °C Seconds, 0.1 (no cap used) 405 1 367 5 Decomposes 318 10 314 15 299 20 295		<b>Sensitivity to Initiation:</b> Minimum Detonating Charge, gm Mercury Fulminate Lead Azide 0.20 Tetryl 0.06
		<b>Ballistic Mortar, % TNT:</b> (a) 99
<b>75°C International Heat Test:</b> % Loss in 48 Hrs		<b>Tressul Test, % TNT:</b>
<b>100°C Heat Test:</b> % Loss, 1st 48 Hrs 0.1 % Loss, 2nd 48 Hrs 0.1 Explosion in 100 Hrs None		<b>Plate Dent Test:</b> Method A Condition Pressed Confined Yes Density, gm/cc 1.50 Brisance, % TNT 91
<b>Flammability Index:</b>		<b>Detonation Rate:</b> Confinement None Condition Pressed Charge Diameter, in. 1.0 Density, gm/cc 1.55 Rate, meters/second 6850
<b>Hygroscopicity:</b> % 100% RH 0.1		
<b>Volatility:</b>		



Explosive D (Ammonium Picrate)

AMCP 706-177

<p><b>Fragmentation Test:</b></p> <p><b>90 mm HE, M71 Projectile, Lot WC-91:</b></p> <p>Density, gm/cc 1.50</p> <p>Charge Wt, lb 1.94</p> <p><b>Total No. of Fragments:</b></p> <p>For TNT 703</p> <p>For Subject HE 649</p> <p><b>3 Inch HE, M42A1 Projectile, Lot KC-S:</b></p> <p>Density, gm/cc 1.55</p> <p>Charge Wt, lb 0.82</p> <p><b>Total No. of Fragments:</b></p> <p>For TNT 514</p> <p>For Subject HE 508</p>		<p><b>Shaped Charge Effectiveness, TNT = 100:</b></p> <p>Glass Cones      Steel Cones</p> <p>Hole Volume</p> <p>Hole Depth</p>	
		<p><b>Color:</b> Yellow-orange</p>	
		<p><b>Principal Uses:</b> AP projectiles and bombs</p>	
		<p><b>Method of Loading:</b> Pressed</p>	
<p><b>Fragment Velocity: ft/sec.</b></p> <p>At 9 ft</p> <p>At 25½ ft</p> <p>Density, gm/cc</p>		<p><b>Loading Density: gm/cc      psi x 10<sup>3</sup></b></p> <p>3      5      10      12      15      20</p> <p>1.33    1.41    1.47    1.49    1.51    1.53</p>	
<p><b>Blast (Relative to TNT):</b></p> <p><b>Air:</b></p> <p>Peak Pressure</p> <p>Impulse</p> <p>Energy</p> <p><b>Air, Confined:</b></p> <p>Impulse</p> <p><b>Under Water:</b></p> <p>Peak Pressure</p> <p>Impulse</p> <p>Energy</p> <p><b>Underground:</b></p> <p>Peak Pressure</p> <p>Impulse</p> <p>Energy</p>		<p><b>Storage:</b></p> <p>Method Dry</p> <p>Hazard Class (Quantity-Distance) Class 9</p> <p>Compatibility Group Group I</p> <p>Exudation None at 65°C</p>	
		<p><b>Sensitivity to Electrostatic Discharge, Joules: (d)</b></p> <p><u>Through 100 Mesh:</u></p> <p>Confined 6.0</p> <p>Unconfined 0.025</p> <p><b>Booster Sensitivity Test: (c)</b></p> <p>Condition Pressed</p> <p>Tetryl, gm 100</p> <p>Max. in. for 50% Detonation 1.27</p> <p>Density, gm/cc 1.54</p>	
		<p><b>Heat of:</b></p> <p>Combustion, cal/gm 2890</p> <p>Explosion, cal/gm 800</p> <p>Formation, cal/gm 395</p>	

AMCP 706-177

Explosive D (Ammonium Picrate)

Preparation:

Explosive D is manufactured by suspending picric acid in hot water and neutralizing it with gaseous or liquid ammonia. As the picrate is formed, it goes into solution; on cooling, it precipitates. An excess of ammonia leads to formation of the red form of ammonium picrate. This should be avoided. The separated crystals are washed with cold water and dried.

Effect of Storage on Sand Test Values:

Years	Storage °C	Minimum Detonating Charge		
		Mercury Fulminate (gm)	Tetryl (gm)	Sand Crushed (gm)
0			0.06	23
3.5	50	0.25		23
2 *	Normal		0.03	23
4 *	Normal		0.04	23
2 **	50	0.24		23

\* After 3.5 years at 50°C.

\*\* After 3.5 years at 50°C and 2 years at magazine temperature.

Solubility: gm/100 gm (%), of: (e)

Water		Alcohol		Ethyl Acetate	
°C	g	°C	g	°C	g
20	1.1	0	0.515	0	0.290
100	75	10	0.690	10	0.300
		30	1.050	30	0.380
		50	1.890	50	0.450
		80	3.620	80	0.560

Origin:

First prepared by Marchand in 1841 and used by Brugere in admixture with potassium nitrate as a propellant in 1869. Used as a high explosive after 1900.

Destruction by Chemical Decomposition:

Explosive D (ammonium picrate) is decomposed by dissolving in 30 times its weight of a solution made from 1 part of sodium sulfide ( $\text{Na}_2\text{S} \cdot 9\text{H}_2\text{O}$ ) in 6 parts of water.

References: 30

(e) L. C. Smith and E. G. Eyster, Physical Testing of Explosives, Part III - Miscellaneous Sensitivity Tests; Performance Tests, OSRD Report No. 5746, 27 December 1945.

<sup>30</sup>See footnote 1, page 10.

7

Explosive D (Ammonium Picrate)

AMCP 706-177

- (b) D. P. MacDougall, Methods of Physical Testing, OQRD Report No. 803, 11 August 1942.
- (c) L. C. Smith and S. R. Walton, A Consideration of RDX/Wax Mixtures as a Substitute for Tetryl in Boosters, OJL Memo 10,303, 15 June 1949.
- (d) F. W. Brown, D. H. Kusler and F. C. Gibson, Sensitivity of Explosives to Initiation by Electrostatic Discharges, U. S. Dept of Int, Bureau of Mines, RI 3852, 1946.
- (e) Various sources in the open literature.
- (f) Also see the following Picatinny Arsenal Technical Reports on Explosive D:

<u>0</u>	<u>1</u>	<u>2</u>	<u>3</u>	<u>4</u>	<u>5</u>	<u>6</u>	<u>7</u>	<u>8</u>	<u>9</u>
340	1441	132	843	694	65	266	1737	328	1729
870	1511	582		704	425	556	1797	838	1759
1380		1172		874	1585	796		1838	
		1352		1234	1655	986			
		1372		1724	1725	1466			
		1492			1885	1796			
					1895				

AMCP 706-177

Glycerol Mononitrate Trinitrate (GLTN) Liquid

<b>Composition:</b> % C 24.1 H 3.0 N 14.1 O 58.8 C/H Ratio 0.180		<b>Molecular Weight:</b> (C <sub>6</sub> H <sub>9</sub> N <sub>3</sub> O <sub>11</sub> ) 299
		<b>Oxygen Balance:</b> CO <sub>2</sub> % -30 CO % 3
		<b>Density:</b> gm/cc Liquid 1.47
		<b>Melting Point:</b> °C
		<b>Freezing Point:</b> °C
<b>Impact Sensitivity, 2 Kg Wt:</b> Bureau of Mines Apparatus, cm 15 (1 lb wt); 42 Sample Wt 20 mg Picatinny Arsenal Apparatus, in. Sample Wt, mg	<b>Boiling Point:</b> °C	
<b>Friction Sensitivity Test:</b> Steel Shoe Unaffected Fiber Shoe Unaffected	<b>Refractive Index, n<sub>D</sub><sup>20</sup></b> n <sub>D</sub> <sup>20</sup> 1.464 n <sub>D</sub> <sup>25</sup>	
<b>Rifle Bullet Impact Test:</b> Trials % Explosions Portals Burned Unaffected	<b>Vacuum Stability Test:</b> cc/40 Hrs, at 90°C 100°C 5.9 120°C 135°C 150°C	
<b>Explosion Temperature:</b> °C Seconds, 0.1 (no cap used) 1 5 223 10 15 20	<b>200 Gram Bomb Sand Test:</b> Sand, gm 13.1	
<b>75°C International Heat Test:</b> % Loss in 48 Hrs	<b>Sensitivity to Initiation:</b> Minimum Detonating Charge, gm Mercury Fulminate Lead Azide Tetryl	
<b>100°C Heat Test:</b> % Loss, 1st 48 Hrs 2.5 % Loss, 2nd 48 Hrs 1.8 Explosion in 100 Hrs None	<b>Ballistic Mortar, % TNT:</b>	
<b>Flammability Index:</b>	<b>Trawl Test, % TNT:</b>	
<b>Hygroscopicity: %</b>	<b>Plate Heat Test:</b> Method Condition Confined Density, gm/cc Brisance, % TNT	
<b>Volatility: 60°C, mg/cm<sup>2</sup>/hr 28</b>	<b>Detonation Rate:</b> Confinement Condition Charge Diameter, in. Density, gm/cc Rate, meters/second	

Glycerol Monolactate Trinitrate (GLIN) Liquid

AMCP 706-177

<b>Fragmentation Test:</b>  <b>90 mm HE, M71 Projectile, Lot WC-91:</b> Density, gm/cc Charge Wt, lb  <b>Total No. of Fragments:</b> For TNT For Subject HE  <b>3 inch HE, M42A1 Projectile, Lot KC-3:</b> Density, gm/cc Charge Wt, lb  <b>Total No. of Fragments:</b> For TNT For Subject HE	<b>Shaped Charge Effectiveness, TNT = 100:</b>  <table style="width: 100%; border: none;"> <tr> <td style="width: 50%;"></td> <td style="text-align: center;">Glass Cones</td> <td style="text-align: center;">Steel Cones</td> </tr> <tr> <td>Hole Volume</td> <td></td> <td></td> </tr> <tr> <td>Hole Depth</td> <td></td> <td></td> </tr> </table>		Glass Cones	Steel Cones	Hole Volume			Hole Depth		
		Glass Cones	Steel Cones							
Hole Volume										
Hole Depth										
<b>Fragment Velocity: ft/sec</b> At 9 ft At 25½ ft Density, gm/cc	<b>Color:</b>									
	<b>Principal Uses:</b> Gelatinizer for nitrocellulose									
<b>Blast (Relative to TNT):</b>  <b>Air:</b> Peak Pressure Impulse Energy  <b>Air, Confined:</b> Impulse  <b>Under Water:</b> Peak Pressure Impulse Energy  <b>Underground:</b> Peak Pressure Impulse Energy	<b>Method of Loading:</b>									
	<b>Loading Density: gm/cc</b>									
	<b>Storage:</b>  <table style="width: 100%; border: none;"> <tr> <td style="width: 50%;">Method</td> <td style="text-align: center;">Liquid</td> </tr> <tr> <td>Hazard Class (Quantity-Distance)</td> <td style="text-align: center;">Class 9</td> </tr> <tr> <td>Compatibility Group</td> <td></td> </tr> <tr> <td>Exudation</td> <td></td> </tr> </table>	Method	Liquid	Hazard Class (Quantity-Distance)	Class 9	Compatibility Group		Exudation		
	Method	Liquid								
Hazard Class (Quantity-Distance)	Class 9									
Compatibility Group										
Exudation										
	<b>Hydrolysis, % Acid:</b> <table style="width: 100%; border: none;"> <tr> <td style="width: 50%;">10 days at 22°C</td> <td style="text-align: center;">0.021</td> </tr> <tr> <td>5 days at 60°C</td> <td style="text-align: center;">0.014</td> </tr> </table>	10 days at 22°C	0.021	5 days at 60°C	0.014					
	10 days at 22°C	0.021								
5 days at 60°C	0.014									
	<b>Solubility in Water, gm/100 gm, at:</b> <table style="width: 100%; border: none;"> <tr> <td style="width: 50%;">25°C</td> <td style="text-align: center;">&lt;0.01</td> </tr> <tr> <td>60°C</td> <td style="text-align: center;">&lt;0.015</td> </tr> </table>	25°C	<0.01	60°C	<0.015					
	25°C	<0.01								
60°C	<0.015									
	<b>Solubility, gm/100 gm, at 25°C, in:</b> <table style="width: 100%; border: none;"> <tr> <td style="width: 50%;">Ether</td> <td style="text-align: center;">-</td> </tr> <tr> <td>2:1 Ether:Alcohol</td> <td style="text-align: center;">-</td> </tr> <tr> <td>Acetone</td> <td style="text-align: center;">-</td> </tr> </table>	Ether	-	2:1 Ether:Alcohol	-	Acetone	-			
	Ether	-								
2:1 Ether:Alcohol	-									
Acetone	-									
	<b>Heat of:</b>  <table style="width: 100%; border: none;"> <tr> <td style="width: 50%;">Combustion, cal/gm</td> <td style="text-align: center;">2407</td> </tr> </table>	Combustion, cal/gm	2407							
	Combustion, cal/gm	2407								

AMCP 706-177

Glycerol Monolactate Trinitrate (GLTN) LiquidPreparation:

Glycerol monolactate (GML) is prepared by heating a glycerol lactic acid mixture containing 4% excess lactic acid at 116°C for 112 hours with dry air bubbling through the liquid. The product which contains 0.67% free acid is carefully mixed with 6 parts of 40/60 HNO<sub>3</sub>/H<sub>2</sub>SO<sub>4</sub> maintained at 20°C, stirred for 1 hour, cooled to 5°C, and poured on ice. It is extracted with ether, water-washed, adjusted to pH 7 by shaking with a sodium bicarbonate solution, and again water-washed three times. It is then dried with calcium chloride, filtered and freed of ether by bubbling with air until minimal loss in weight is obtained. The product has a nitrate-nitrogen content of 13.43% (theoretical 14.1% N). Another batch, prepared from GML obtained from glycerol-lactic acid containing 6.5% excess glycerol, had a nitrate-nitrogen content of 14.30%, corresponding to a mixture containing 5.5% nitroglycerin. It is not considered practicable to prepare the pure GLTN.

Origin:

The preparation of a nitrated ester of lactic acid and glycerol, by nitrating a glyceryl lactate with nitric and sulfuric acids, for use in explosives, was reported in 1931 by Charles Stine and Charles Burke (U. S. Patent 1,792,515).

The preparation of glycerol monolactate by heating glycerol with equimolar proportions of a lactic acid ester of an alcohol boiling below 100°C (ethyl lactate) was patented by Richie H. Locke in 1936 (British Patent 456,525 and U. S. Patent 2,087,980).

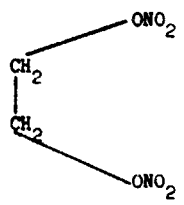
Reference:<sup>31</sup>

(a) P. F. Macy and A. A. Saffitz, Explosive Plasticizers for Nitrocellulose, PATR No. 1616, 22 July 1946.

<sup>31</sup>See footnote 1, page 10.

Glycol Dinitrate (GDN) Liquid

AMCP 706-177

<b>Composition:</b> % C 15.8 H 2.6 N 16.4 O 63.2 C/H Ratio 0.092		<b>Molecular Weight:</b> (C <sub>2</sub> H <sub>4</sub> N <sub>2</sub> O <sub>6</sub> ) 152
		<b>Oxygen Balance:</b> CO <sub>2</sub> % 0.0 CO % 21
		<b>Density:</b> gm/cc Liquid, 25°C 1.48
		<b>Melting Point:</b> °C -20
		<b>Freezing Point:</b> °C
<b>Impact Sensitivity, 2 Kg Wt:</b> Bureau of Mines Apparatus, cm 4 (1 lb wt); 56 Sample Wt 20 mg Picatinny Arsenal Apparatus, in. Sample Wt, mg	<b>Boiling Point:</b> °C	
<b>Friction Pendulum Test:</b> Steel Shoe Fiber Shoe	<b>Refractive Index, n<sub>D</sub><sup>20</sup></b> n <sub>D</sub> <sup>25</sup> 1.4452 n <sub>D</sub> <sup>30</sup>	
<b>Rifle Bullet Impact Test:</b> Trials % Explosions Partial Burned Unaffected	<b>Vacuum Stability Test:</b> cc/40 Hrs, at 90°C 100°C 120°C 135°C 150°C	
<b>Explosion Temperature:</b> °C Seconds, 0.1 (no cap used) 1 5 Explodes 257 10 15 20	<b>200 Gram Bomb Sand Test:</b> Sand, gm	
<b>75°C International Heat Test:</b> % Loss in 48 Hrs	<b>Sensitivity to Initiation:</b> Minimum Detonating Charge, gm Mercury Fulminate Lead Azide Tetryl	
<b>100°C Heat Test:</b> % Loss, 1st 48 Hrs % Loss, 2nd 48 Hrs Explosion in 100 Hrs	<b>Ballistic Meter, % TNT:</b>	
<b>Flammability Index:</b>	<b>Trawl Test, % TNT:</b>	
<b>Hygroscopicity:</b> % 30°C, 90% RH 0.00	<b>Plate Dent Test:</b> Method Condition Confined Density, gm/cc Brisance, % TNT	
<b>Volatility:</b>	<b>Detonation Rate:</b> Confinement Glass tube Condition Liquid Charge Diameter, in. 10 Density, gm/cc 1.485 Rate, meters/second 7300 and 2050	

AMCP 706-177

Glycol Dinitrate (GDN) Liquid

<b>Fragmentation Test:</b>  <b>90 mm HE, M71 Projectile, Lot WC-91:</b> Density, gm/cc Charge Wt, lb  <b>Total No. of Fragments:</b> For TNT For Subject HE  <b>3 inch HE, M42A1 Projectile, Lot KC-5:</b> Density, gm/cc Charge Wt, lb  <b>Total No. of Fragments:</b> For TNT For Subject HE	<b>Shaped Charge Effectiveness, TNT = 100:</b>  <table style="width:100%; border:none;"> <tr> <td style="width:50%;"></td> <td style="text-align:center;">Glass Cones</td> <td style="text-align:center;">Steel Cones</td> </tr> <tr> <td>Hole Volume</td> <td></td> <td></td> </tr> <tr> <td>Hole Depth</td> <td></td> <td></td> </tr> </table>		Glass Cones	Steel Cones	Hole Volume			Hole Depth						
		Glass Cones	Steel Cones											
	Hole Volume													
	Hole Depth													
<b>Color:</b> Yellow														
<b>Principal Uses:</b> Ingredient of nonfreezing dynamite														
<b>Fragment Velocity: ft/sec</b> At 9 ft At 25½ ft Density, gm/cc	<b>Method of Loading:</b>													
	<b>Loading Density: gm/cc</b>													
<b>Blast (Relative to TNT):</b>  <b>Air:</b> Peak Pressure Impulse Energy  <b>Air, Confined:</b> Impulse  <b>Under Water:</b> Peak Pressure Impulse Energy  <b>Underground:</b> Peak Pressure Impulse Energy	<b>Storage:</b>  <table style="width:100%; border:none;"> <tr> <td style="width:50%;">Method</td> <td style="text-align:center;">Liquid</td> </tr> <tr> <td>Hazard Class (Quantity-Distance)</td> <td style="text-align:center;">Class 9</td> </tr> <tr> <td>Compatibility Group</td> <td></td> </tr> <tr> <td>Exudation</td> <td></td> </tr> </table>	Method	Liquid	Hazard Class (Quantity-Distance)	Class 9	Compatibility Group		Exudation						
	Method	Liquid												
	Hazard Class (Quantity-Distance)	Class 9												
	Compatibility Group													
Exudation														
<b>Solubility in 1000 cc Water:</b> <table style="width:100%; border:none;"> <thead> <tr> <th style="text-align:center;">Temp, °C</th> <th style="text-align:center;">Grams</th> </tr> </thead> <tbody> <tr> <td style="text-align:center;">15</td> <td style="text-align:center;">6.2</td> </tr> <tr> <td style="text-align:center;">20</td> <td style="text-align:center;">6.8</td> </tr> <tr> <td style="text-align:center;">50</td> <td style="text-align:center;">9.2</td> </tr> </tbody> </table>	Temp, °C	Grams	15	6.2	20	6.8	50	9.2						
	Temp, °C	Grams												
15	6.2													
20	6.8													
50	9.2													
<b>Viscosity, centipoises:</b> <table style="width:100%; border:none;"> <tr> <td style="text-align:center;">Temp, 20°C</td> <td style="text-align:center;">4.2</td> </tr> </table>	Temp, 20°C	4.2												
Temp, 20°C	4.2													
<b>Vapor Pressure:</b> <table style="width:100%; border:none;"> <thead> <tr> <th style="text-align:center;">°C</th> <th style="text-align:center;">mm Mercury</th> </tr> </thead> <tbody> <tr> <td style="text-align:center;">0</td> <td style="text-align:center;">0.0044</td> </tr> <tr> <td style="text-align:center;">20</td> <td style="text-align:center;">0.038</td> </tr> <tr> <td style="text-align:center;">40</td> <td style="text-align:center;">0.26</td> </tr> <tr> <td style="text-align:center;">60</td> <td style="text-align:center;">1.3</td> </tr> <tr> <td style="text-align:center;">80</td> <td style="text-align:center;">5.9</td> </tr> <tr> <td style="text-align:center;">100</td> <td style="text-align:center;">22.0</td> </tr> </tbody> </table>	°C	mm Mercury	0	0.0044	20	0.038	40	0.26	60	1.3	80	5.9	100	22.0
°C	mm Mercury													
0	0.0044													
20	0.038													
40	0.26													
60	1.3													
80	5.9													
100	22.0													
<b>Heat of:</b> Combustion, cal/gm 1764 Formation, cal/gm (b) 366														

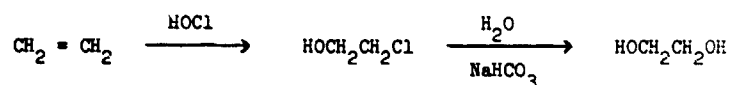


Glycol Dinitrate (GDN) Liquid

AMCP 706-177

Preparation:

Glycol dinitrate (ethylene glycol dinitrate, dinitroglycol, nitroglycol, dinitrodimethyleneglycol) may be prepared by nitration of ethylene glycol, HOCH<sub>2</sub>CH<sub>2</sub>OH, with a mixed nitric acid in the same apparatus that is used for the preparation of nitroglycerin. The glycol is prepared by synthesis from ethylene, and ethylene chlorohydrin:

Origin:

Henry was the first to prepare and identify glycol dinitrate (Ber 3, 529 (1870) and Ann chim phys [4] 27, 243 (1872) but Kekulé had previously nitrated ethylene and obtained an unstable oil which he supposed to be glycol nitrate-nitrate. No immediate practical use was made of glycol dinitrate because glycol itself was relatively rare and expensive at the time. It was 1904 before a patent was granted covering the use of GDN as an explosive (DRP 179,789) but it was seven years later before its actual use as an explosive was recorded (Mém poudr 16 (1911) p. 214). The principal physical properties of GDN were determined or recorded by Rinkenbach (Ref b).

References:<sup>32</sup>

- (a) Ph. Naum, Nitroglycerin and Nitroglycerin Explosives, translation, E. M. Symmes, The Williams and Wilkins Company, Baltimore (1926), p. 224.
- (b) Wm. H. Rinkenbach, "The Properties of Glycol Dinitrate," Ind Eng Chem 18, 1195 (1926).
- (c) Wm. H. Rinkenbach, "Glycol Dinitrate in Dynamite Manufacture," Chem Met Eng, 34, 296 (1927).
- (d) Wm. H. Rinkenbach, Application of the Vacuum Stability Test to Nitroglycerin and Nitroglycerin Explosives, PATR 1624, 27 August 1946.

<sup>32</sup>See footnote 1, page 10.

AMCP 706-177

H-6

<b>Composition:</b>		<b>Molecular Weight:</b> 93	
%		<b>Oxygen Balance:</b>	
RDX	45	CO <sub>2</sub> %	-66
TNT	30	CO %	-36
Aluminum	20	<b>Density: gm/cc</b> Cast 1.74	
D-2 Wax	5	<b>Melting Point: °C</b>	
Calcium Chloride, added	0.5	<b>Freezing Point: °C</b>	
C/H Ratio		<b>Boiling Point: °C</b>	
<b>Impact Sensitivity, 2 Kg Wt:</b>		<b>Refractive Index, n<sub>D</sub><sup>20</sup></b>	
Bureau of Mines Apparatus, cm	--	n <sub>D</sub> <sup>20</sup>	
Sample Wt 20 mg		n <sub>D</sub> <sup>20</sup>	
Picatinny Arsenal Apparatus, in. (c)	14	n <sub>D</sub> <sup>20</sup>	
Sample Wt, mg	18	<b>Vacuum Stability Test:</b>	
<b>Friction Pendulum Test:</b>		cc/40 Hrs, at	
Steel Shoe	Unaffected	90°C	----
Fiber Shoe	---	100°C	0.47
<b>Rifle Bullet Impact Test:</b> Trials (b)		120°C	
Explosions	80	135°C	
Partials	--	150°C	
Burned	--	<b>200 Gram Bomb Sand Test:</b>	
Unaffected	20	Sand, gm 49.5	
<b>Explosion Temperature: °C (a)</b>		<b>Sensitivity to Initiation:</b>	
Seconds, 0.1 (no ccp used)	---	Minimum Detonating Charge, gm	
1	---	Mercury Fulminate	
5	610(min) (c)	Lead Azide 0.20	
10		Tetryl 0.10	
15		<b>Ballistic Mortar, % TNT: (d)</b> 135	
20		<b>Trouzil Test, % TNT:</b>	
<b>75°C International Heat Test:</b>		<b>Plate Dent Test:</b>	
% Loss in 48 Hrs		Method	
<b>100°C Heat Test:</b>		Condition	
% Loss, 1st 48 Hrs	0.78	Confined	
% Loss, 2nd 48 Hrs	0.00	Density, gm/cc	
Explosion in 100 Hrs	None	Brisance, % TNT	
<b>Flammability Index:</b>		<b>Detonation Rate:</b> (a, b)	
		Confinement	
		Condition	
<b>Hygroscopicity: %</b> 30°C, 95% RH, 7 days 2.01		Charge Diameter, in.	
71°C, 95% RH, 7 days 1.77		Density, gm/cc	
<b>Volatility:</b>		Rate, meters/second	
		7191	

<b>Booster Sensitivity Test:</b> Condition Tetryl, gm Wax, in. for 50% Detonation Wax, gm Density, gm/cc	<b>Decomposition Equation:</b> Oxygen, atoms/sec (Z/sec) Heat, kilocalorie/mole ( $\Delta H$ , kcal/mol) Temperature Range, °C Phase
<b>Heat of:</b> Combustion, cal/gm                      3972 Explosion, cal/gm                          923 Gas Volume, cc/gm                      733 Formation, cal/gm Fusion, cal/gm 78°C (b)                  10.25	<b>Armor Plate Impact Test:</b>  <b>60 mm Mortar Projectile:</b> 50% Inert, Velocity, ft/sec Aluminum Fineness  <b>500-lb General Purpose Bomb:</b>  Plate Thickness, inches  1 1¼ 1½ 1¾
<b>Specific Heat: cal/gm/°C</b> (b) 30°C    0.269  50°C    0.268	<b>Bomb Drop Test:</b>  <b>T7, 2000-lb Semi-Armor-Piercing Bomb vs Concrete:</b>  Max Safe Drop, ft  <b>500-lb General Purpose Bomb vs Concrete:</b>  Height, ft Trials Unaffected Low Order High Order  <b>1000-lb General Purpose Bomb vs Concrete:</b>  Height, ft Trials Unaffected Low Order High Order
<b>Burning Rate:</b> cm/sec	
<b>Thermal Conductivity:</b> cal/sec/cm/°C 35°C                      1.10 x 10 <sup>-3</sup> (b)	
<b>Coefficient of Expansion:</b> Linear, $\Delta L$ /inch 0°C    40 x 10 <sup>-4</sup> 35°C    83 x 10 <sup>-4</sup> 70°C    131 x 10 <sup>-4</sup>	
<b>Hardness, Mohs' Scale:</b>	
<b>Young's Modulus:</b> (b) E', dynes/cm <sup>2</sup> 9.0 x 10 <sup>9</sup> E, lb/inch <sup>2</sup> 1.30 x 10 <sup>5</sup> Density, gm/cc                              1.71	
<b>Compressive Strength:</b> lb/inch <sup>2</sup> See below	
<b>Vapor Pressure:</b> °C                      mm Mercury	
<b>Compressive Strength:</b> lb/inch <sup>2</sup> 1083 Density, gm/cc                              1.71 Ultimate deformation, %                      1.32	

AMCP 706-177

H-6

<b>Fragmentation Test:</b> (b)  <b>90 mm HE, M71 Projectile, Lot EGS-1-17:</b> Density, gm/cc Charge Wt, lb  <b>Total No. of Fragments:</b> For Composition B 998 For Subject HE 714 For 80/20 Tritonal. 616  <b>3 inch HE, M42A1 Projectile, Lot KC-3:</b> Density, gm/cc Charge Wt, lb  <b>Total No. of Fragments:</b> For TNT For Subject HE	<b>Shaped Charge Effectiveness, TNT = 100:</b>  Glass Cones    Steel Cones Hole Volume Hole Depth	
	<b>Color:</b> Gray	
	<b>Principal Uses:</b> HE charge	
	<b>Method of Lending:</b> Cast	
	<b>Loading Density: gm/cc</b> 1.71	
<b>Fragment Velocity: ft/sec</b> At 9 ft At 25½ ft Density, gm/cc	<b>Storage:</b>  Method Dry  Hazard Class (Quantity-Distance) Class 9  Compatibility Group Group I  Exudation None	
	(a)	
<b>Blast (Relative to TNT):</b>  <b>Air: 3.25" diameter sphere</b> Peak Pressure Δ psi Catenary 25.4 Impulse NFOC Pendulum 19.8 Energy ----  <b>Air, Confined:</b> Impulse  <b>Under Water:</b> Peak Pressure Impulse Energy  <b>Underground:</b> Peak Pressure Impulse Energy		

H-6

AMCP 706-177

**Effect of Altitude, Charge Diameter and Degree of Confinement on Detonation Velocity\***

(Reference e)

Explosive	Simulated Altitude, Feet	One-Inch Column		Two-Inch Column	
		Confined m/s	Unconfined m/s	Confined m/s	Unconfined m/s
TNT, density, gm/cc 1.59	Ground	6820	6720	6670	5270
	30,000	6660	6930(2)	6610	6760(4)
	60,000	6800	-	6520	6400(4)
	90,000	6810	6720	6550	6610(1)
Average		6798	6790	6588	6260
H-6, density, gm/cc 1.69	Ground	7190	7360	7340	6870
	30,000	7300(2)	7430	7360	7980
	60,000	7280	7490	7550	7010
	90,000	7300(3)	7270	7500	7000
Average		7268	7385	7436	7215

\*Confined charge in 1/4" steel tube, AISI 1015 seamless, 1" diameter 18" long, and 2" diameter 7" long. All means were determined from sets of five values unless otherwise indicated by ( ). A 26 gm tetryl booster was used to initiate each charge.

**Average Fragment Velocities at Various Altitudes\* (e)**

Explosive	Charge Diameter, Inches	Simulated Altitude, Feet			
		Ground m/s	30,000 m/s	60,000 m/s	90,000 m/s
TNT, density, gm/cc 1.51	1	2940	2991	3119	2868
	2	3623	4191	5077	4980
H-6, density, gm/cc 1.71	1	3461	3405	3467	3563
	2	4603	4726	4998	5288

\*Outside diameter 2.54"; inside diameter 2.04"; length 7".

**References:**

See HEX-1; HEX-3 reference list.

AMCP 706-177

Haleite (Ethylene Dinitramine) (EDNA)

(In recognition of its development as a military explosive by the late Dr. G. C. Hale of Picatinny Arsenal.)

<b>Composition:</b> % C 16.0 H 4.0 N 37.3 O 42.7 C/H Ratio 0.066		<b>Molecular Weight:</b> (C <sub>2</sub> H <sub>6</sub> N <sub>4</sub> O <sub>4</sub> ) 150
		<b>Oxygen Balance:</b> CO <sub>2</sub> % -32 CO % -10.5
		<b>Density:</b> gm/cc Crystal 1.71
		<b>Melting Point:</b> °C Decomposes 175+
		<b>Freezing Point:</b> °C
<b>Impact Sensitivity, 2 Kg Wt:</b> Bureau of Mines Apparatus, cm 48 Sample Wt 20 mg Picatinny Arsenal Apparatus, in. 14 Sample Wt, mg 17		<b>Boiling Point:</b> °C
		<b>Refractive Index, n<sub>D</sub><sup>20</sup></b> n <sub>D</sub> <sup>25</sup> n <sub>D</sub> <sup>30</sup>
<b>Friction Pendulum Test:</b> Steel Shoe Unaffected Fiber Shoe Unaffected		<b>Vacuum Stability Test:</b> cc/40 Hrs, at 90°C 100°C 0.5 120°C 1.5 135°C -- 150°C 11+
<b>Rifle Bullet Impact Test:</b> Trials % Explosions 0 Partials 60 Burned 20 Unaffected 20		<b>200 Gram Bomb Sand Test:</b> Sand, gm 52.3
<b>Explosion Temperature:</b> °C Seconds, 0.1 (no cap used) 265 1 216 5 Decomposes 189 10 178 15 173 20 170		<b>Sensitivity to Initiation:</b> Minimum Detonating Charge, gm Mercury Fulminate 0.21 Lead Azide 0.13 Tetryl --
		<b>Ballistic Mortar, % TNT:</b> (a) 139
		<b>Trouzi Test, % TNT:</b> (b) 122
<b>75°C International Heat Test:</b> % Loss in 48 Hrs 0.01		<b>Plate Dent Test:</b> (c) Method A Condition Pressed Confined Yes Density, gm/cc 1.50 Brisance, % TNT 122
<b>100°C Heat Test:</b> % Loss, 1st 48 Hrs 0.2 % Loss, 2nd 48 Hrs 0.3 Explosion in 100 Hrs None		<b>Detonation Rate:</b> Confinement Unconfined Condition Pressed Charge Diameter, in. 1.0 Density, gm/cc 1.49 Rate, meters/second 7570
<b>Flammability Index:</b> 138		
<b>Hygroscopicity:</b> % 0.01		
<b>Volatility:</b> Nil		

Haleite (Ethylene Dinitramine) (EDNA)

AMCP 706-177

<b>Booster Sensitivity Test:</b> Condition (d) Pressed Tetryl, gm 100 Wax, in. for 50% Detonation 2.09 Wax, gm Density, gm/cc 1.42	<b>Decomposition Equation:</b> (e) (e) (f) Oxygen, atoms/sec $10^{12.8}$ $10^{12.1}$ $10^{11.1}$ (Z/sec) Heat, kilocalorie/mole 30.5 37.3 30.8 ( $\Delta H$ , kcal/mole) Temperature Range, °C 184-254 -- 144-164 Phase Liquid Solid Solid
<b>Heat of:</b> Combustion, cal/gm 2477 Explosion, cal/gm 1276 Gas Volume, cc/gm 908 Formation, cal/gm 134 Fusion, cal/gm	<b>Armor Plate Impact Test:</b>  <b>60 mm Mortar Projectile:</b> 50% Inert, Velocity, ft/sec Aluminum Fineness  <b>500-lb General Purpose Bomb:</b>  Plate Thickness, inches  1 1 1/4 1 1/2 1 3/4
<b>Specific Heat:</b> cal/gm/°C	<b>Bomb Drop Test:</b>  <b>T7, 2000-lb Semi-Armor-Piercing Bomb vs Concrete:</b>  Max Safe Drop, ft  <b>500-lb General Purpose Bomb vs Concrete:</b>  Height, ft Trials Unaffected Low Order High Order  <b>1000-lb General Purpose Bomb vs Concrete:</b>  Height, ft Trials Unaffected Low Order High Order
<b>Burning Rate:</b> cm/sec	
<b>Thermal Conductivity:</b> cal/sec/cm/°C	
<b>Coefficient of Expansion:</b> Linear, %/°C  Volume, %/°C	
<b>Hardness, Mohs' Scale:</b>	
<b>Young's Modulus:</b> E', dynes/cm <sup>2</sup> E, lb/inch <sup>2</sup> Density, gm/cc	
<b>Compressive Strength:</b> lb/inch <sup>2</sup>	
<b>Vapor Pressure:</b> °C                      mm Mercury	

AMCP 706-177

Haleite (Ethylene Dinitramine) (EDNA)

<b>Fragmentation Test:</b>  <b>90 mm HE, M71 Projectile, Lot WC-91:</b> Density, gm/cc                      1.61 Charge Wt, lb                          --  <b>Total No. of Fragments:</b> For TNT For Subject HE  <b>3 inch HE, M42A1 Projectile, Lot KC-5:</b> Density, gm/cc <u>95/5 Haleite/wax</u> Charge Wt, lb                          --  <b>Total No. of Fragments:</b> For TNT                                  514 For Subject HE                          600	<b>Shaped Charge Effectiveness, TNT = 100:</b>	
	Glass Cones      Steel Cones	
	Hole Volume	
	Hole Depth	
	<b>Color:</b>	White
<b>Principal Uses:</b>	Booster	
<b>Method of Loading:</b>	Pressed	
<b>Fragment Velocity: ft/sec</b> At 9 ft At 25½ ft  Density, gm/cc	<b>Leading Density: gm/cc              psi x 10<sup>3</sup></b>	
	5            10            12            15            20 1.28   1.38   1.41   1.44   1.49	
<b>Blast (Relative to TNT):</b>  <b>Air:</b> Peak Pressure Impulse Energy  <b>Air, Confined:</b> Impulse  <b>Under Water:</b> Peak Pressure Impulse Energy  <b>Underground:</b> Peak Pressure Impulse Energy	<b>Storage:</b>	
	Method	Dry
	Hazard Class (Quantity-Distance)	Class 9
	Compatibility Group	
	Exudation	None



Haleite (Ethylene Dinitramine) (EDNA)

AMCP 706-177

Compatibility with Metals:

Dry - Copper, brass, aluminum, mild steel, stainless steel, mild steel coated with acid-proof black paint, and mild steel plated with copper nickel, cadmium or zinc are unaffected. Magnesium and magnesium-aluminum alloy are slightly affected.

Wet - Copper, brass, mild steel coated with acid-proof black paint, and mild steel plated with copper, cadmium, nickel or zinc are heavily corroded. Aluminum is slightly affected and stainless steel is unaffected.

Impact Sensitivities of Various Crystal Habits:

Bureau of Mines Impact Test, 2 Kg Wt:

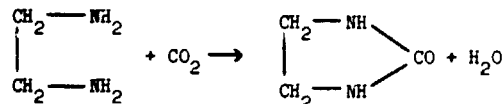
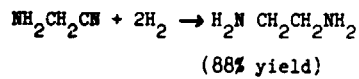
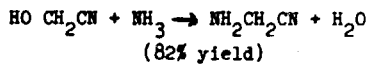
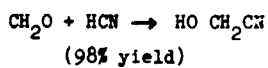
Habit	cm
1st plate	55
2nd plate	55
Bi-pyramid	71
Bracydome	66
Sphenoid	46

Solubility: gm/100 gm (%) of:

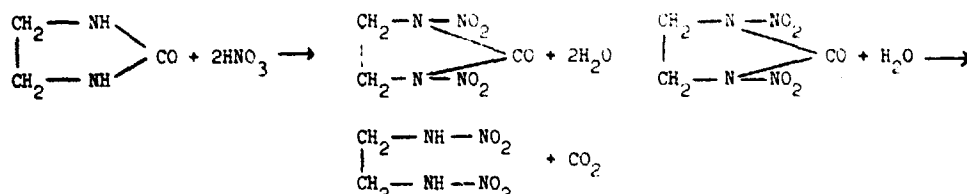
Water		Alcohol	
°C	g	°C	g
20	0.25	20	1.00
40	0.75	40	2.46
60	2.13	60	5.27
80	6.38	78	10.4
100	>20		

Preparation:

(Summary Technical Report of the NDRC, Div 8, Vol 1)



AMCP 706-177

Haleite (Ethylene Dinitramine) (EDNA)

The raw materials used in this process are cheap and available; the first three reactions proceed smoothly, rapidly and in good yield (70% overall), and only the third requires high pressures. The reaction of ethylenediamine with carbon dioxide at about 220°C and 820 atmospheres has been worked out and is more satisfactory for the preparation of ethyleneurea than the use of chlorethyl carbonate or urea and better than the reaction of acetic anhydride and ethylenediamine to yield N,N'-diacetyl-ethylenediamine which can be treated in a way similar to the above to yield Haleite.

Ethyleneurea is very easily nitrated, with strong nitric acid (98%), at ordinary temperature, and in a very short time, and the dinitroethyleneurea produced appears to hydrolyze, yielding Haleite, immediately after solution in water at 95°C. Both the nitration and hydrolysis are practically quantitative.

Origin:

First described in 1877 by Franchimont and Klobbie (Rec trav chim 7, 17 and 244) but it was 1935 before its value as an explosive was recognized. Standardized during World War II as a military explosive.

Destruction by Chemical Decomposition:

Haleite is decomposed by addition to hot, dilute sulfuric acid. Nitrous oxide, acetaldehyde and ethylene glycol are evolved. Haleite is also decomposed by addition to 5 times its weight of 20% sodium hydroxide.

References:<sup>33</sup>

- (a) L. C. Smith and E. G. Eyster, Physical Testing of Explosives, Part III - Miscellaneous Sensitivity Tests; Performance Tests, OSRD Report No. 5746, 27 December 1945.
- (b) Report AC-2983/Org Ex 179.
- (c) D. P. MacDougall, Methods of Physical Testing, OSRD Report No. 803, 11 August 1942.
- (d) L. C. Smith and S. R. Walton, A Consideration of RDX/Wax Mixtures as a Substitute for Tetryl in Boosters, NOL Memo 10,303, 15 June 1949.
- (e) R. J. Finkelstein and G. Gamow, Theory of the Detonation Process, NAVORD Report No. 90-46, 20 April 1947.
- (f) M. A. Cook and M. Taylor Abteg, "Isothermal Decomposition of Explosives." University of Utah, Ind Eng Chem (June 1956) pp. 1090-1095.

<sup>33</sup>See footnote 1, page 10.

Haleite (Ethylene Dinitramine) (EDNA)

AMCP 706-177

(c) Also see the following Picatinny Arsenal Technical Reports on Haleite:

<u>0</u>	<u>1</u>	<u>2</u>	<u>3</u>	<u>4</u>	<u>5</u>	<u>6</u>	<u>7</u>	<u>8</u>	<u>9</u>
1200	1231	1162	1113	414	1255	786	897	1198	2279
1290	1451	1232	1493	1294	1325	1796	1737	1288	1319
1360	1651	1252	1923	1434	1395		1797	1378	1379
1380		1352			1885		1937	1388	1469
1400		1372						1838	1489
1600									2179

AMCP 706-177

HBX-1

<b>Composition:</b>		<b>Molecular Weight:</b> 102	
<b>%</b>		<b>Oxygen Balance:</b>	
RDX	40	CO <sub>2</sub> %	-68
TNT	38	CO %	-35
Aluminum	17	<b>Density: gm/cc</b> Cast 1.72	
D-2 Hex	5	<b>Melting Point: °C</b>	
Calcium Chloride, added	0.5	<b>Freezing Point: °C</b>	
C/H Ratio		<b>Boiling Point: °C</b>	
<b>Impact Sensitivity, 2 Kg Wt:</b>		<b>Refractive Index, n<sub>D</sub><sup>20</sup></b>	
Bureau of Mines Apparatus, cm	--	n <sub>D</sub> <sup>20</sup>	
Sample Wt 20 mg		n <sub>D</sub> <sup>20</sup>	
Picatinny Arsenal Apparatus, in.	16	n <sub>D</sub> <sup>20</sup>	
Sample Wt, mg	21		
<b>Friction Pendulum Test: (b)</b>		<b>Vacuum Stability Test: (a, b)</b>	
Steel Shoe	Unaffected	cc/40 Hrs, at	
Fiber Shoe	---	90°C	----
		100°C	0.47
		120°C	0.98
		135°C	----
		150°C	11+
<b>Rifle Bullet Impact Test:</b>		<b>200 Gram Bomb Sand Test:</b>	
	Trials (b)	Sand, gm	48.1
Explosions	73		
Partials	--		
Burned	--		
Unaffected	28		
<b>Explosion Temperature: °C (a)</b>		<b>Sensitivity to Initiation:</b>	
Seconds, 0.1 (no cap used)	---	Minimum Detonating Charge, gm	
1	---	Mercury Fulminate	----
5	480	Lead Azide	0.20
10		Tetryl	0.10
15			
20			
<b>75°C Intermittent at Test:</b>		<b>Ballistic Mortar, % TNT: (d)</b> 133	
% Loss in 48 Hrs		<b>Treuzl Test, % TNT:</b>	
		<b>Plate Dent Test:</b>	
		Method	
		Condition	
		Confined	
		Density, gm/cc	
		Brisance, % TNT	
<b>100°C Heat Test: (b)</b>		<b>Detonation Rate: (a, b)</b>	
% Loss, 1st 48 Hrs	0.058	Confinement	None
% Loss, 2nd 48 Hrs	0.00	Condition	Cast
Explosion in 100 Hrs	None	Charge Diameter, in.	1.0
		Density, gm/cc	1.69
		Rate, meters/second	7224
<b>Flammability Index:</b>			
<b>Hygroscopicity: % 30°C, 95% RH, 7 days</b> 2.98			
7°C, 95% RH, 7 days 1.13			
<b>Volatility:</b>			

HBX-1

AMCP 706-177

<b>Brester Sensitivity Test:</b> Condition Tetryl, gm Wax, in. for 50% Detonation Wax, gm Density, gm/cc	(c) Cast 100 1.25 1.73	<b>Decomposition Equation:</b> Oxygen, atoms/sec (Z/sec) Heat, kilocalorie/mole (ΔH, kca mol) Temperature Range, °C Phase
<b>Heat of:</b> Combustion, cal/gm Explosion, cal/gm Gas Volume, cc/gm Formation, cal/gm Fusion, cal/gm 78°C	(b) 3882 919  758 9.25	<b>Armor Plate Impact Test:</b>  <b>60 mm Mortar Projectile:</b> 50% Inert, Velocity, ft/sec Aluminum Fineness  <b>500-lb General Purpose Bomb:</b>  Plate Thickness, inches  1 1¼ 1½ 1¾
<b>Specific Heat: cal/gm/°C</b> 30°C 50°C	(b) 0.249 0.264	
<b>Burning Rate:</b> cm/sec		
<b>Thermal Conductivity:</b> cal/sec/cm/°C 35°C	(b) 0.97 x 10 <sup>-3</sup>	<b>Bomb Drop Test:</b>  <b>T7, 2000-lb Semi-Armor-Piercing Bomb vs Concrete:</b>  Max Safe Drop, ft  <b>500-lb General Purpose Bomb vs Concrete:</b>  Height, ft Trials Unaffected Low Order High Order  <b>1000-lb General Purpose Bomb vs Concrete:</b>  Height, ft Trials Unaffected Low Order High Order
<b>Coefficient of Expansion:</b> Linear, ΔL/ΔLinch 0°C 35°C 70°C	(b) 46 x 10 <sup>-4</sup> 95 x 10 <sup>-4</sup> 159 x 10 <sup>-4</sup>	
<b>Hardness, Mohs' Scale:</b>		
<b>Young's Modulus:</b> E', dynes/cm <sup>2</sup> E, lb/inch <sup>2</sup> Density, gm/cc	(b) 10.3 x 10 <sup>9</sup> 1.49 x 10 <sup>-5</sup> 1.69	
<b>Compressive Strength: lb/inch<sup>2</sup></b>	See below	
<b>Vapor Pressure:</b> °C            mm Mercury <b>Compressive Strength: lb/inch<sup>2</sup></b> Density, gm/cc Ultimate deformation, %	(b) 1303 1.69 1.35	

AMCP 706-177

HBX-1

<p><b>Fragmentation Test:</b> (b)</p> <p>90 mm HE, M71 Projectile, Lot EGS-1-17:                  Density, gm/cc                  Charge Wt, lb</p> <p><b>Total No. of Fragments:</b>                  For Composition B 998                  For Subject HE 910                  For 80/20 Tritonal 616</p> <p>3 inch HE, M42A1 Projectile, Lot KC-3:                  Density, gm/cc                  Charge Wt, lb</p> <p><b>Total No. of Fragments:</b>                  For TNT                  For Subject HE</p>	<p><b>Shaped Charge Effectiveness, TNT = 100:</b></p> <table border="1"> <tr> <td></td> <td>Glass Cones</td> <td>Steel Cones</td> </tr> <tr> <td>Hole Volume</td> <td></td> <td></td> </tr> <tr> <td>Hole Depth</td> <td></td> <td></td> </tr> </table> <p><b>Color:</b> Gray</p> <p><b>Principal Uses:</b> HE charge</p> <p><b>Method of Loading:</b> Cast</p> <p><b>Loading Density: gm/cc</b> 1.69</p>		Glass Cones	Steel Cones	Hole Volume			Hole Depth		
	Glass Cones	Steel Cones								
Hole Volume										
Hole Depth										
<p><b>Fragment Velocity: ft/sec</b>                  At 9 ft                  At 25½ ft                  Density, gm/cc</p>	<p><b>Storage:</b></p> <p><b>Method</b> Dry</p> <p><b>Hazard Class (Quantity-Distance)</b> Class 9</p> <p><b>Compatibility Group</b> Group I</p> <p><b>Exudation</b> None</p>									
<p><b>Blast (Relative to TNT):</b> (a)</p> <p>Air: 3.25" diameter sphere                  Peak Pressure Δ psi Catenary 24.7                  Impulse NFOC Pendulum 19.6                  Energy ----</p> <p><b>Air, Confined:</b>                  Impulse</p> <p><b>Under Water:</b>                  Peak Pressure                  Impulse                  Energy</p> <p><b>Underground:</b>                  Peak Pressure                  Impulse                  Energy</p>										

HBX-3

AMCP 706-177

<b>Composition:</b> % RDX 31 TNT 29 Aluminum 35 D-2 Wax 5 Calcium Chloride, added 0.5 C/H Ratio	<b>Molecular Weight:</b> 64	
	<b>Oxygen Balance:</b> CO <sub>2</sub> % -75 CO % -49	
	<b>Density: gm/cc</b> Cast 1.84	
	<b>Melting Point: °C</b>	
	<b>Freezing Point: °C</b>	
<b>Impact Sensitivity, 2 Kg Wt:</b> Bureau of Mines Apparatus, cm -- Sample Wt 20 mg Picatinny Arsenal Apparatus, in. 15 Sample Wt, mg 23	<b>Boiling Point: °C</b>	
	<b>Refractive Index, n<sub>D</sub><sup>20</sup></b> n <sub>D</sub> <sup>25</sup> n <sub>D</sub> <sup>30</sup>	
	<b>Friction Pendulum Test:</b> Steel Shoe Unaffected Fiber Shoe ---	
<b>Rifle Bullet Impact Test:</b> Trials (b) Explosions % 78 Partials -- Burned -- Unaffected 22	<b>Vacuum Stability Test:</b> (a, b) cc/40 Hrs, at 90°C ---- 100°C 0.45 120°C 135°C 150°C	
	<b>200 Gram Bomb Sand Test:</b> (b) Sand, gm 44.9	
	<b>Explosion Temperature: °C (a)</b> Seconds, 0.1 (no cap used) --- 1 --- 5 500 10 15 20	
	<b>Sensitivity to Initiation:</b> Minimum Detonating Charge, gm Mercury Fulminate ---- Lead Azide 0.20 Tetryl 0.10	
	<b>Ballistic Mortar, % TNT: (d)</b> 111	
<b>75°C International Heat Test:</b> % Loss in 48 Hrs	<b>Trenzi Test, % TNT:</b>	
	<b>Piute Dent Test:</b> Method Condition Confined Density, gm/cc Brisance, % TNT	
<b>107°C Heat Test:</b> (b) % Loss, 1st 48 Hrs 0.70 % Loss, 2nd 48 Hrs 0.00 Explosion in 100 Hrs None	<b>Detonation Rate:</b> (a, b) Confinement None Condition Cast Charge Diameter, in. 1.0 Density, gm/cc 1.81 Rate, meters/second 6917	
	<b>Flammability Index:</b>	
<b>Hygroscopicity:</b> % 30°C, 95% RH, 7 days 2.01 (b) 71°C, 95% RH, 7 days 0.31		
<b>Volatility:</b>		

AMCP 706-177

HBX-3

<b>Brester Sensitivity Test:</b> Condition Tetryl, gm Wax, in. for 50% Detonation Wax, gm Density, gm/cc	<b>Decomposition Equation:</b> Oxygen, atoms/sec (Z/sec) Heat, kilocalorie/mole (ΔH, kcal/mol) Temperature Range, °C Phase
<b>Heat of:</b> Combustion, cal/gm (b) 1495 Explosion, cal/gm 877 Gas Volume, cc/gm Formation, cal/gm 491 Fusion, cal/gm 9.30	<b>Armor Plate Impact Test:</b>  <b>60 mm Mortar Projectile:</b> 50% Inert, Velocity, ft/sec Aluminum Fineness  <b>500-lb General Purpose Bombs:</b>  Plate Thickness, inches  1 1 1/4 1 1/2 1 3/4
<b>Specific Heat: cal/gm/°C</b> 30°C 0.254 50°C 0.254	<b>Bomb Drop Test:</b>  <b>T7, 2000-lb Semi-Armor-Piercing Bomb vs Concrete:</b>  Max Safe Drop, ft  <b>500-lb General Purpose Bomb vs Concrete:</b>  Height, ft Trials Unaffected Low Order High Order  <b>1000-lb General Purpose Bomb vs Concrete:</b>  Height, ft Trials Unaffected Low Order High Order
<b>Burning Rate:</b> cm/sec	
<b>Thermal Conductivity:</b> cal/sec/cm/°C 35°C (b) 1.70 x 10 <sup>-3</sup>	
<b>Coefficient of Expansion:</b> (b) Linear, ΔL/inch 0°C 40 x 10 <sup>-4</sup> 35°C 63 x 10 <sup>-4</sup> 70°C 130 x 10 <sup>-4</sup>	
<b>Hardness, Mohs' Scale:</b>	
<b>Young's Modulus:</b> (b) E', dynes/cm <sup>2</sup> 11.5 x 10 <sup>9</sup> E, lb/inch <sup>2</sup> 1.67 x 10 <sup>5</sup> Density, gm/cc 1.81	
<b>Compressive Strength:</b> lb/inch <sup>2</sup> See below	
<b>Vapor Pressure:</b> °C mm Mercury Compressive Strength: lb/inch <sup>2</sup> 1610 Density, gm/cc 1.81 Ultimate deformation, % 1.37	



HBX-3

AMCP 700-177

<b>Fragmentation Test:</b>  <b>90 mm HE, M71 Projectile, Lot EGS-1-17:</b> Density, gm/cc Charge Wt, lb  <b>Total No. of Fragments:</b> For Composition B                      998 For Subject HE                              476 For 80/20 Tritonal                         616  <b>3 inch HE, M42A1 Projectile, Lot KC-5:</b> Density, gm/cc Charge Wt, lb  <b>Total No. of Fragments:</b> For TNT For Subject HE		<b>Shaped Charge Effectiveness, TNT = 100:</b>  <div style="display: flex; justify-content: space-around;"> <span>Glass Cones</span> <span>Steel Cones</span> </div> Hole Volume Hole Depth  Color:    Gra:	
<b>Fragment Velocity: ft/sec:</b> At 9 ft At 25½ ft Density, gm/cc		<b>Principal Uses:</b> HE charge	
<b>Blast (Relative to TNT):</b> (a)  Air: 3.25" diameter sphere Peak Pressure Δ psi Catenary                      25.5 Impulse                      NFOC Pendulum                      20.6 Energy                      ----		<b>Method of Loading:</b> Cast	
<b>Air, Confined:</b> Impulse		<b>Loading Density: gm/cc</b> 1.81	
<b>Under Water:</b> Peak Pressure Impulse Energy		<b>Storage:</b>  Method    Dry Hazard Class (Quantity-Distance)                      Class 9 Compatibility Group    Group I Exudation    None	
<b>Underground:</b> Peak Pressure Impulse Energy			

AMCP 700-177

HBX-1; HBX-3

The Stability of HBX Compositions Made With and Without Desiccants and Containing Added Moisture \*

Explosive Composition	Moisture, %	Acidity, %	100° C Vac Stab Test		Hygroscopicity, %	
			cc gas	Hours	95% RH	
					30° C	71° C
Standard HBX-1	0.73	0.011	0.47	40	+2.98	+1.13
+0.2% moisture			0.68	40		
+0.4% moisture			0.62	40		
+0.6% moisture			0.50	40		
HBX-1 without CaCl <sub>2</sub>	0.00	0.029	0.36	40	-0.06	-0.25
+0.2% moisture			0.25	40		
+0.4% moisture			0.23	40		
+0.6% moisture			0.27	40		
HBX-1 with silica gel	0.06	0.031	0.73	40	+0.08	+0.04
Standard HBX-3	0.54	0.012	0.45	40	+2.01	+0.31
+0.2% moisture			0.47	40		
+0.4% moisture			0.43	40		
+0.6% moisture			0.41	40		
HBX-3 without CaCl <sub>2</sub>	0.02	0.049	0.46	40	-0.06	-0.29
+0.2% moisture			0.26	40		
+0.4% moisture			0.26	40		
+0.6% moisture			0.20	40		
HBX-3 with silica gel	0.04	0.100	0.45	40	+0.09	+0.05
Standard H-6	0.71	0.017	0.47	40	+2.01	+1.77
+0.2% moisture			0.88	40		
+0.4% moisture			0.63	40		
+0.6% moisture			0.65	40		
H-6 without CaCl <sub>2</sub>	0.03	0.082	0.40	40	-0.06	-0.25
+0.2% moisture			0.10	40		
+0.4% moisture			0.25	40		
+0.6% moisture			0.23	40		
H-6 with silica gel	0.05	0.028	0.43	40	+0.09	+0.06

\* All samples were ground to 20/100 mesh size, 7 days before tests. Silica gel used was Fisher Scientific Company, Lot 541492, through 100 mesh U. S. Standard Sieve.

HBX-1; HBX-3

AMCP 706-177

Preparation:

HBX explosive mixtures are prepared by melting TNT in a steam-jacketed melt kettle equipped with a mechanical stirrer. Water-wet RDX is added slowly with stirring and heating until all the water is evaporated. Aluminum is added, and the composition is stirred until uniform. D-2 wax and calcium chloride are then added. The desensitizer wax, also known as Composition D-2, consists of 84% paraffin and other waxes, 14% nitrocellulose and 2% lecithin. The mixture is cooled from approximately 95° to 100°C to a temperature considered suitable for casting (the lowest practicable pour temperature). HBX can also be made by adding the calculated amount of TNT to Composition B to obtain the desired proportion of RDX/TNT. The appropriate weights of the other ingredients are added to complete the mixture.

Origin:

Developed during World War II, as relatively insensitive mixtures, by adding 5% desensitizer to Toroex II, for high blast explosive applications.

References:<sup>34</sup>

(a) O. E. Sheffield, Blast Properties of Explosives Containing Aluminum or Other Metal Additives, PATR No. 2353, November 1956.

(b) S. D. Stein, G. J. Horvat and O. E. Sheffield, Some Properties and Characteristics of HBX-1, HBX-3 and H-6, PATR No. 2431, June 1957.

(c) L. C. Smith and S. R. Walton, A Consideration of RDX/Wax Mixtures as a Substitute for Tetryl in Boosters, NOL Memo. 10,303, 15 June 1949.

(d) S. R. Walton, Report on the Program to Develop an Improved HBX-Type Explosive, NAVORD Report No. 1502, 26 July 1950.

(e) A. W. O'Brien, Jr., C. W. Plummer, R. P. Woodburn and V. Philipchuk, Detonation Velocity Determinations and Fragment Velocity Determinations of Varied Explosive Systems and Conditions, National Northern Corporation Final Summary Report NNC-F-13, February 1958 (Contract DAI-19-020-501-OKD-(P)-58).

(f) Also see the following Picatinny Arsenal Technical Reports on HBX Explosives: 1756, 2138, 2169.

<sup>34</sup>See footnote 1, page 10.

AMCP 706-177

HEX-24

<b>Composition:</b>		<b>Molecular Weight:</b>	47.6
%		<b>Oxygen Balance:</b>	
Potassium Perchlorate	32	CO <sub>2</sub> %	-42
(17 microns)		CO %	-34
Aluminum, atomized	48	<b>Density, gm/cc</b>	1.39
(20 microns)		Pressed at 20,000 psi	2.1
RDX (through 325 mesh)	16	<b>Melting Point: °C</b>	
Asphaltum (through 100 mesh)	4	<b>Freezing Point: °C</b>	
<b>C/H Ratio</b>		<b>Boiling Point: °C</b>	
<b>Impact Sensitivity, 2 Kg Wt:</b>		<b>Refractive Index, n<sub>D</sub><sup>20</sup></b>	
Bureau of Mines Apparatus, cm	--	n <sub>D</sub> <sup>25</sup>	
Sample Wt 20 mg		n <sub>D</sub> <sup>30</sup>	
Picatinny Arsenal Apparatus, in.	16		
Sample Wt, mg	24		
<b>Friction Pendulum Test:</b>		<b>Vacuum Stability Test:</b>	
Steel Shoe	Detonates	cc/40 Hrs, at	
Fiber Shoe	Unaffected	90°C	----
		100°C	1.25
		120°C	
		135°C	
		150°C	
<b>Rifle Bullet Impact Test: Trials</b>		<b>200 Gram Bomb Sand Test:</b>	
	%	Sand, gm	12.5
Explosions			
Partials			
Burned			
Unaffected			
<b>Explosion Temperature: °C</b>		<b>Sensitivity to Initiation:</b>	
Seconds, 0.1 (no. used)	---	Minimum Detonating Charge, gm	
1	---	Mercury Fulminate	----
5	520	Lead Azide	0.20
10		Tetryl	0.25
15			
20			
<b>75°C International Heat Test:</b>		<b>Ballistic Mortar, % TNT:</b>	
% Loss in 48 Hrs		<b>Trouzi Test, % TNT:</b>	
<b>100°C Heat Test:</b>		<b>Plat. Dent Test:</b>	
% Loss, 1st 48 Hrs		Method	
% Loss, 2nd 48 Hrs		Condition	
Explosion in 100 Hrs		Confined	
		Density, gm/cc	
		Brisance, % TNT	
<b>Flammability Index:</b>		<b>Detonation Rate:</b>	
		Confinement	
<b>Hygroscopicity: %</b>		Condition	
None		Charge Diameter, in.	
<b>Volatility:</b>		Density, gm/cc	
None		Rate, meters/second	

HEX-24

AMCP 706-177

<p><b>Fragmentation Test:</b></p> <p><b>90 mm HE, M71 Projectile, Lot WC-91:</b>                  Density, gm/cc                  Charge Wt, lb</p> <p><b>Total No. of Fragments:</b>                  For TNT                  For Subject HE</p> <p><b>3 inch HE, M42A1 Projectile, Lot XC-5:</b>                  Density, gm/cc                  Charge Wt, lb</p> <p><b>Total No. of Fragments:</b>                  For TNT                  For Subject HE</p>	<p><b>Shaped Charge Effectiveness, TNT = 100:</b></p> <table border="0"> <tr> <td></td> <td style="text-align: center;">Glass Cones</td> <td style="text-align: center;">Steel Cones</td> </tr> <tr> <td>Hole Volume</td> <td></td> <td></td> </tr> <tr> <td>Hole Depth</td> <td></td> <td></td> </tr> </table> <p><b>Color:</b> Gray</p> <p><b>Principal Uses:</b> HE filler for small caliber projectiles</p> <p><b>Method of Loading:</b> Pressed</p> <p><b>Loading Density: gm/cc</b>                  Pressed at 20,000 psi 2.1</p> <p><b>Storage:</b></p> <p><b>Method:</b> Dry</p> <p><b>Hazard Class (Quantity-Distance)</b></p> <p><b>Compatibility Group</b></p> <p><b>Exudation:</b> None</p> <p><b>Static Tests:</b></p> <p><u>20 mm T215E1 Projectile:</u></p> <table border="0"> <tr> <td>PA Peak Pressure, psi</td> <td>55</td> </tr> <tr> <td>NFOC 20" Blast Cube</td> <td>44</td> </tr> <tr> <td>APG 24" Blast Cube</td> <td>44</td> </tr> </table> <p><u>Static Tests:</u></p> <p><u>20 mm M97 Projectile:</u></p> <table border="0"> <tr> <td></td> <td style="text-align: center;">HEX-24</td> <td style="text-align: center;">Tritonal</td> <td style="text-align: center;">Torpex</td> </tr> <tr> <td>Foxboro psi</td> <td style="text-align: center;">19</td> <td style="text-align: center;">12.4</td> <td style="text-align: center;">13.0</td> </tr> <tr> <td>Catenary psi</td> <td style="text-align: center;">46</td> <td style="text-align: center;">----</td> <td style="text-align: center;">----</td> </tr> <tr> <td>Duration, microsec</td> <td style="text-align: center;">533</td> <td style="text-align: center;">----</td> <td style="text-align: center;">----</td> </tr> <tr> <td>APG 24" Blast Cube</td> <td style="text-align: center;">36</td> <td style="text-align: center;">24</td> <td style="text-align: center;">32</td> </tr> </table> <p><b>Heat of:</b></p> <table border="0"> <tr> <td>Combustion, cal/gm</td> <td>4197</td> </tr> <tr> <td>Explosion, cal/gm</td> <td>1858</td> </tr> <tr> <td>Gas volume, cc/gm</td> <td>159</td> </tr> </table>		Glass Cones	Steel Cones	Hole Volume			Hole Depth			PA Peak Pressure, psi	55	NFOC 20" Blast Cube	44	APG 24" Blast Cube	44		HEX-24	Tritonal	Torpex	Foxboro psi	19	12.4	13.0	Catenary psi	46	----	----	Duration, microsec	533	----	----	APG 24" Blast Cube	36	24	32	Combustion, cal/gm	4197	Explosion, cal/gm	1858	Gas volume, cc/gm	159
	Glass Cones	Steel Cones																																								
Hole Volume																																										
Hole Depth																																										
PA Peak Pressure, psi	55																																									
NFOC 20" Blast Cube	44																																									
APG 24" Blast Cube	44																																									
	HEX-24	Tritonal	Torpex																																							
Foxboro psi	19	12.4	13.0																																							
Catenary psi	46	----	----																																							
Duration, microsec	533	----	----																																							
APG 24" Blast Cube	36	24	32																																							
Combustion, cal/gm	4197																																									
Explosion, cal/gm	1858																																									
Gas volume, cc/gm	159																																									
<p><b>Fragment Velocity: ft/sec</b>                  At 9 ft                  At 25½ ft                  Density, gm/cc</p>	<p><b>Blast (Relative to TNT):</b></p> <p><b>Air:</b>                  Peak Pressure                  Impulse                  Energy</p> <p><b>Air, Confined:</b>                  Impulse</p> <p><b>Under Water:</b>                  Peak Pressure                  Impulse                  Energy</p> <p><b>Underground:</b>                  Peak Pressure                  Impulse                  Energy</p>																																									
<p><b>Flame Temperature, °K</b> 2552</p> <p><b>Activation Energy, kcal</b> 20.4</p> <p><b>Temp, °C</b> 450 to 570</p> <p><b>Specific reaction rate, k</b> 1.64 x 10<sup>-5</sup></p>																																										

AMCP 706-177

HEX-48

<b>Composition:</b> % Potassium Perchlorate (17 microns) 32 Aluminum, flaked (1 micron) 48 RDX (through 325 mesh) 16 Asphaltum (through 100 mesh) 4  C/n Ratio	<b>Molecular Weight:</b> 47.6
	<b>Oxygen Balance:</b> CO <sub>2</sub> % -42 CO % -34
	<b>Density:</b> gm/cc Apparent Pressed at 20,000 psi 0.69 1.62
	<b>Melting Point:</b> °C
	<b>Freezing Point:</b> °C
<b>Impact Sensitivity, 2 Kg Wt:</b> Bureau of Mines Apparatus, cm Sample Wt 20 mg Picatinny Arsenal Apparatus, in. Sample Wt, mg	<b>Boiling Point:</b> °C
	<b>Refractive Index, n<sub>D</sub><sup>20</sup></b> n <sub>D</sub> <sup>20</sup> n <sub>D</sub> <sup>30</sup>
	<b>Vacuum Stability Test:</b> cc/40 Hrs, at 90°C ---- 100°C 1.52 120°C 135°C 150°C
<b>Friction Pendulum Test:</b> Steel Shoe Partially detonates Fiber Shoe Unaffected	<b>200 Gram Bomb Sand Test:</b> Sand, gm 23.7
<b>Rifle Bullet Impact Test:</b> Trials % Explosions Partials Burned Unaffected	
<b>Explosion Temperature:</b> °C Seconds, 0.1 (no cap used) --- 1 --- 5 545 10 15 20	<b>Sensitivity to Initiation:</b> Minimum Detonating Charge, gm Mercury Fulminate ---- Lead Azide 0.20 Tetryl 0.25
	<b>Ballistic Mortar, % TNT:</b>
	<b>Trouzi Test, % TNT:</b>
	<b>Plate Dent Test:</b> Method Condition Confined Density, gm/cc Brisance, % TNT
	<b>Detonation Rate:</b> Confinement Condition Charge Diameter, in Density, gm/cc Rate, meters/second
<b>75°C International Heat Test:</b> % Loss in 48 Hrs	
<b>100°C Heat Test:</b> % Loss, 1st 48 Hrs % Loss, 2nd 48 Hrs Explosion in 100 Hrs	
<b>Flammability Index:</b>	
<b>Hygroscopicity:</b> %	
<b>Volatility:</b>	

HEA-48

AMCP 706-177

<b>Fragmentation Test:</b>  <b>90 mm HE, M71 Projectile, Lot WC-91:</b> Density, gm/cc Charge Wt, lb  <b>Total No. of Fragments:</b> For TNT For Subject HE  <b>3 inch HE, M42A1 Projectile, Lot KC-5:</b> Density, gm/cc Charge Wt, lb  <b>Total No. of Fragments:</b> For TNT For Subject HE	<b>Shaped Charge Effectiveness, TNT = 100:</b>  Glass Cones     Steel Cones Hole Volume Hole Depth																												
	<b>Color:</b>		Gray																										
	<b>Principal Uses:</b> HE filler for small caliber projectiles																												
	<b>Method of Loading:</b>		Pressed																										
<b>Fragment Velocity: ft/sec</b> At 9 ft At 25½ ft Density, gm/cc	<b>Loading Density: gm/cc</b> Pressed at 20,000		1.62																										
	<b>Storage:</b>  Method    Dry  Hazard Class (Quantity-Distance)  Compatibility Group  Exudation    None																												
<b>Blast (Relative to TNT):</b>  <b>Air:</b> Peak Pressure Impulse Energy  <b>Air, Confined:</b> Impulse  <b>Under Water:</b> Peak Pressure Impulse Energy  <b>Underground:</b> Peak Pressure Impulse Energy Flame Temperature, °K                          2372 Activation energy, kcal                          25.4 Temp. °C    410 to 470 Specific reaction rate, K $1.74 \times 10^{-5}$	<b>Static Tests:</b> <b>20 mm T215E1 Projectile:</b> PA Peak Pressure, psi                          77 HFOC 20" Blast Cube                          45 APG 24" Blast Cube                                  42  <b>Static Tests:</b> <b>20 mm M97 Projectile:</b> <table border="1"> <thead> <tr> <th></th> <th>HEX-48</th> <th>TNT</th> <th>Tetryl</th> </tr> </thead> <tbody> <tr> <td>Fostoro psi</td> <td>17.3</td> <td>2.8</td> <td>3.5</td> </tr> <tr> <td>Catenary psi</td> <td>43</td> <td>23</td> <td>28</td> </tr> <tr> <td>Duration, microsec</td> <td>517</td> <td>560</td> <td>530</td> </tr> <tr> <td>APG 24" Blast Cube 29)</td> <td>29)</td> <td>---</td> <td>10</td> </tr> </tbody> </table> <b>Heat of:</b> <table border="1"> <tbody> <tr> <td>Combustion, cal/gm</td> <td>4119</td> </tr> <tr> <td>Explosion, cal/gm</td> <td>1735</td> </tr> <tr> <td>Gas Volume, cc/gm</td> <td>200</td> </tr> </tbody> </table>				HEX-48	TNT	Tetryl	Fostoro psi	17.3	2.8	3.5	Catenary psi	43	23	28	Duration, microsec	517	560	530	APG 24" Blast Cube 29)	29)	---	10	Combustion, cal/gm	4119	Explosion, cal/gm	1735	Gas Volume, cc/gm	200
		HEX-48	TNT	Tetryl																									
	Fostoro psi	17.3	2.8	3.5																									
	Catenary psi	43	23	28																									
	Duration, microsec	517	560	530																									
	APG 24" Blast Cube 29)	29)	---	10																									
Combustion, cal/gm	4119																												
Explosion, cal/gm	1735																												
Gas Volume, cc/gm	200																												

AMCP 706-177

HEX-48

Cook-Off Tests: (c)

20 mm T215E1 HEX-48 Loaded Projectiles With Dye-Coated RDX Top-Off

Projectile No.	Cut-Off Temp. °C	Cook-Off
1	170	Yes (198)
2	150	No
3	155	Yes (190)
4	150 to 175	No

National Northern Projectile Load:

MOX-2B (no top-off)	195
MOX-2B (Tetryl top-off)	150
MOX-2B (97/3, RDX/wax top-off)	175
MOX-2 (no top-off)	175

Fragment Penetration Tests: (c)

Projectile	Filler	Altitude, Feet	Avg. No. of Penetrations per Round in Zone 65°-130°		
			0.020"	0.040"	0.051"
T215E1	HEX-48	Ground	352	264	282
		60,000	676	432	388
T282E1	MOX-2B	Ground	634	290	235
		60,000	807	367	250
EX8 Mod 0	MOX-2B	Ground	476	268	224
		60,000	672	264	256

The fragment penetration test records numbers of complete penetrations of aluminum panels of various thicknesses at 2.5 feet from the static detonation. The total penetrations recorded on the 24ST-3 aluminum panels occurred with the projectile nose always pointed toward 0° and the base toward 180°.

The test data indicate that on the thicker panels, 0.040" and 0.051," the HEX-48 loaded T215E1 projectile produced more complete fragment penetrations at ground and altitude than MOX-2B loaded T282E1 and EX8 Mod 0 projectiles.



HEX-24; HEX-48

AMCP 706-177

Preparation:

The HEX compositions were prepared by blending the appropriate weight of the dry ingredients in a Patterson-Kelly twin-shell blender for at least 30 minutes.

An alternate procedure for 100 to 200 gram batches used a "Cradle-Roll" mixing device. This device consisted of a half-barrel type container constructed of wood and lined with an electrical conductive material. A plastic roll was allowed to move over the ingredients by remote control action of the container. The roll action prevented caking of the mix but had no adverse effect on the particle size of the ingredients. The period of time required to obtain a uniform and intimate mixture was approximately fifteen minutes.

Origin:

The development of "slow-burning" explosive mixtures which would produce increased blast effects in enclosed or nearly enclosed spaces directed attention to their use for possible military application. In 1950 Picatinny Arsenal developed a high capacity filler for 20mm projectiles consisting of 85/10/5 RDX/aluminum/desensitizer which was more powerful than standard tetryl filler. However, in comparison with MOX type explosives, there was little doubt as to the superior performance of the MOX mixture. HEX (high energy explosive) mixtures were developed at Picatinny Arsenal in 1953 (Ref a) as superior high blast compositions suitable for use in small caliber projectiles.

References:<sup>35</sup>

- (a) O. E. Sheffield and E. J. Murray, Development of Explosives—Metallized Explosives—High Blast Fillers for Small Caliber Shell, Picatinny Arsenal Memorandum Report No. MR-49, 21 December 1953.
- (b) O. E. Sheffield, Properties of MOX-Type Explosive Mixtures, PATR No. 2205, October 1955.
- (c) National Northern Corporation, Letter from Dr. C. M. Saffer, Jr., to Commanding Officer, Picatinny Arsenal, 12 June 1951.

<sup>35</sup>See footnote 1, page 10.

AMCP 706-177

2,4,6,2',4',6'-Hexanitro-oxanilide (HNX)

<b>Composition:</b> % C 33.0 H 1.2 N 21.9 O 43.9 C/H Ratio 0.797		<b>Molecular Weight:</b> (C <sub>14</sub> H <sub>8</sub> N <sub>6</sub> O <sub>14</sub> )
		<b>Oxygen Balance:</b> CO <sub>2</sub> % -53.4 CO % -9.4
<b>Impact Sensitivity, 2 Kg Wt:</b> Bureau of Mines Apparatus, cm -- Sample Wt 20 mg Picatinny Arsenal Apparatus, in. 15 Sample Wt, mg 12		<b>Density:</b> gm/cc <b>Melting Point:</b> °C Decomposes 302 <b>Freezing Point:</b> °C
<b>Friction Pendulum Test:</b> Steel Shoe Unaffected Fiber Shoe Unaffected		<b>Boiling Point:</b> °C <b>Refractive Index, n<sub>D</sub><sup>20</sup></b> n <sub>D</sub> <sup>25</sup> n <sub>D</sub> <sup>30</sup>
<b>Rifle Bullet Impact Test:</b> Trials Explosions % Partial Burned Unaffected		<b>Vacuum Stability Test:</b> cc/40 Hrs, at 90°C 100°C 0.40 120°C 135°C 150°C
<b>Explosion Temperature:</b> °C Seconds, 0.1 (no cap used) -- 1 -- 5 334 10 15 20		<b>200 Gram Bomb Sand Test:</b> Sand, gm 52.1 <b>Sensitivity to Initiation:</b> Minimum Detonating Charge, gm Mercury Fulminate -- Lead Azide 0.30 Tetryl 0.25
<b>75°C International Heat Test:</b> % Loss in 48 Hrs		<b>Ballistic Mortar, % TNT:</b> <b>Trauzl Test, % TNT:</b>
<b>100°C Heat Test:</b> % Loss, 1st 48 Hrs 0.07 % Loss, 2nd 48 Hrs 0.05 Explosion in 100 Hrs None		<b>Plate Dent Test:</b> Method Condition Confined Density, gm/cc Brisance, % TNT
<b>Flammability Index:</b>		<b>Detonation Rate:</b> Confinement Condition Charge Diameter, in Density, gm/cc Rate, meters/second
<b>Hygroscopicity:</b> % 25°C, 90% RH 0.1		
<b>Volatility:</b>		

2,4,6,2',4',6'-Hexanitro-oxanilide (HNO)

AMCP 706-177

<b>Fragmentation Test:</b>  <b>90 mm HE, M71 Projectile, Lot WC-91:</b> Density, gm/cc Charge Wt, lb  <b>Total No. of Fragments:</b> For TNT For Subject HE  <b>3 inch HE, M42A<sup>1</sup> Projectile, Lot KC-5:</b> Density, gm/cc Charge Wt, lb  <b>Total No. of Fragments:</b> For TNT For Subject HE	<b>Shaped Charge Effectiveness, TNT = 100:</b>  <table border="0"> <tr> <td></td> <td style="text-align: center;">Glass Cones</td> <td style="text-align: center;">Steel Cones</td> </tr> <tr> <td>Hole Volume</td> <td></td> <td></td> </tr> <tr> <td>Hole Depth</td> <td></td> <td></td> </tr> </table>		Glass Cones	Steel Cones	Hole Volume			Hole Depth		
		Glass Cones	Steel Cones							
	Hole Volume									
	Hole Depth									
<b>Color:</b> Almost white										
<b>Principal Uses:</b> Igniter powder; pyrotechnic compositions										
	<b>Method of Loading:</b> Pressed and extruded									
	<b>Loading Density:</b> gm/cc									
<b>Fragment Velocity:</b> ft/sec At 9 ft At 25½ ft Density, gm/cc	<b>Storage:</b>  <table border="0"> <tr> <td>Method</td> <td style="text-align: center;">Dry</td> </tr> <tr> <td>Hazard Class (Quantity-Distance)</td> <td style="text-align: center;">Class 9</td> </tr> <tr> <td>Compatibility Group</td> <td></td> </tr> <tr> <td>Exudation</td> <td style="text-align: center;">None</td> </tr> </table>	Method	Dry	Hazard Class (Quantity-Distance)	Class 9	Compatibility Group		Exudation	None	
Method	Dry									
Hazard Class (Quantity-Distance)	Class 9									
Compatibility Group										
Exudation	None									
<b>Blast (Relative to TNT):</b>  <b>Air:</b> Peak Pressure Impulse Energy  <b>Air, Confined:</b> Impulse  <b>Under Water:</b> Peak Pressure Impulse Energy  <b>Underground:</b> Peak Pressure Impulse Energy										

AMCP 706-177

2,4,6,2',4',6'-Hexanitro-oxanilide (HNO)Solubility in the following substances:

<u>Solvent</u>	
Nitrobenzene	<3 gm in 100 cc, at 23°C ~ 5 gm in 100 cc, at 210°C
Water	0.10 gm in 100 cc, at 100°C
Alcohol (Ethyl)	Insoluble
Acetone	Insoluble
Benzene	Insoluble
Butyl acetate	Insoluble
Carbon tetrachloride	Insoluble
Dimethylformamide	Very soluble
Ether (Ethyl)	Insoluble
Acetic Acid	Insoluble
Nitric Acid	Soluble
Crystalline form	Long rectangular glistening plates from nitrobenzene

Preparation:

To prepare hexanitro-oxanilide, first prepare tetranitro-oxanilide as described herein under the entry "2,4,2',4'-Tetranitro-oxanilide (TNO)."

A 1.5 liter round bottom flask is equipped with a stirrer of the type which causes a downward swirl. The flask is jacketed for hot and cold water. 187 grams of nitric acid of specific gravity 1.49 (commercial grade) is placed into the flask and 100 grams of sulphuric acid is added to the nitric acid under agitation. The mixed acid is cooled to 10°C. 29.2 grams of tetranitro-oxanilide is slowly added to the mixed acid under rapid agitation maintaining the temperature at 80-100°C. After the addition of the TNO is completed (approximately 25 minutes) the temperature is raised to 85°C over a period of 2 hours and held at 85-90°C for one hour. The hexanitro-oxanilide (HNO) "slurry" is filtered on a Fuchrer funnel and purified as explained under "Tetranitro-oxanilide."

Origin:

A. G. Perkin in 1892 obtained hexanitro-oxanilide directly by heating to boiling a solution of tetranitro-oxanilide in a mixture of sulfuric and nitric acids. He also prepared the same compound from oxanilide by the action of a boiling mixture of fuming nitric and sulfuric acids (J Chem Soc 61, 462 (1892)).

References: 36

- (a) L. Gowen and R. Dwiggens, Case Gun Ignition Studies, NAVORD Report No. 2321, 13 June 1952.
- (b) D. Dubrow and J. Kristal, Substitution of Tetranitro Oxanilide and Hexanitro Oxanilide for Tetranitro Carbazole, PA Pyrotechnic Research Laboratory Report 54-TF1-83, 20 December 1954.
- (c) S. Livingston, Preparation of Tetranitro Carbazole, PA Chemical Research Laboratory Report 136,330, 11 April 1951.
- (d) S. Livingston, Development of Improved Ignition Type Powders, PAT. No. 2267, July 1946.

<sup>36</sup>See footnote 1, page 10.

beta-BCL (a)

AMCP 706-177

<b>Composition:</b> % C 16.2 H 2.7 N 37.9 O 43.2 C/H Ratio 0.095			<b>Molecular Weight:</b> (C <sub>4</sub> H <sub>8</sub> N <sub>8</sub> O <sub>8</sub> ) 296
			<b>Oxygen Balance:</b> CO <sub>2</sub> % -21.6 CO % 0.0
			<b>Density:</b> gm/cc Crystal 1.90
			<b>Melting Point:</b> °C Capillary method 273 Koffler Micro Rot Stage 280
			<b>Freezing Point:</b> °C
<b>Impact Sensitivity, 2 Kg Wt:</b> Bureau of Mines Apparatus, cm 32 Sample Wt 20 mg Picotinny Arsenal Apparatus, in. 9 Sample Wt, mg 23			<b>Boiling Point:</b> °C
			<b>Refractive Index, n<sub>D</sub><sup>20</sup></b> n <sub>D</sub> <sup>20</sup> n <sub>D</sub> <sup>25</sup>
<b>Friction Pendulum Test:</b> Steel Shoe Explodes Fiber Shoe Unaffected			<b>Vacuum Stability Test:</b> cc/40 min. at 90°C 100°C 0.37 120°C 0.45 135°C -- 150°C 0.62
<b>Rifle Bullet Impact Test:</b> Trials % Explosions Perforations Burned Unaffected			<b>200 Gram Bomb Sand Test:</b> Sand, gm 60.4
<b>Explosion Temperature:</b> °C Seconds, 0.1 (no cap used) 380 1 -- 5 327 10 306 15 -- 20 --			<b>Sensitivity to Initiation:</b> Minimum Detonating Charge, gm Mercury Fulminate Lead Azide 0.30 Tetryl
			<b>Ballistic Mortar, % TNT:</b> 150
<b>75°C International Heat Test:</b> % Loss in 48 Hrs			<b>Trenol Test, % TNT:</b> 145
<b>100°C Heat Test:</b> % Loss, 1st 48 Hrs 0.05 % Loss, 2nd 48 Hrs 0.03 Explosion in 100 Hrs None			<b>Plate Dent Test:</b> Method Condition Confined Density, gm/cc Brisance, % TNT
<b>Flammability Index:</b>			<b>Detonation Rate:</b> Confinement Condition Charge Diameter, in. Density, gm/cc 1.64 Rate, meters/second 9124
<b>Hygroscopicity:</b> % 30°C, 95% RH (c) 0.00			
<b>Volatility:</b>			

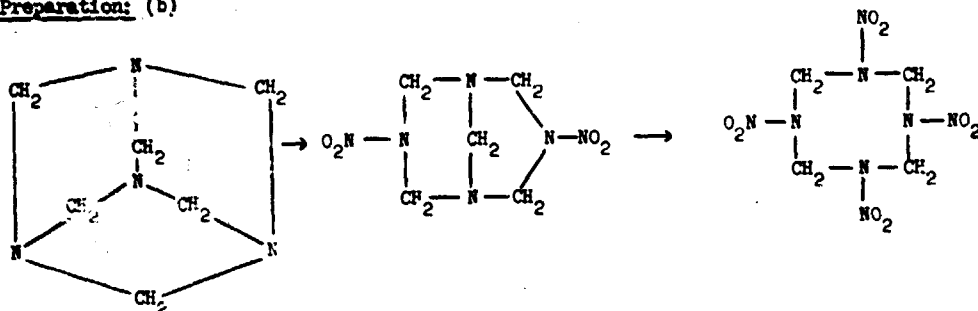
AMCP 706-177

beta-BMX

<b>Booster Sensitivity Test:</b> Condition Tetryl, gm Wax, in. for 50% Detonation Wax, gm Density, gm/cc		<b>Decomposition Equation:</b> Oxygen, atoms/sec (Z/sec) <sup>(e)</sup> 10 <sup>19.7</sup> Heat, kilocaloria/mole (ΔH, kcal/mole) 52.7 Temperature Range, °C 271-314 Phase Liquid																									
<b>Heat of:</b> Combustion, cal/gm 23.1 Explosion, cal/gm (e) 1356 Gas Volume, cc/gm Formation, cal/gm (e) -60.5 Fusion, cal/gm		<b>Armor Plate Impact Test:</b>  <b>60 mm Mortar Projectile:</b> 50% Inert, Velocity, ft/sec Aluminum Fineness  <b>500-lb General Purpose Bomb:</b>  Plate Thickness, inches  1 1¼ 1½ 1¾																									
<b>Specific Heat: cal/gm/°C</b> <table border="1"> <thead> <tr> <th>°C</th> <th></th> <th>Recrystallized (g)</th> <th>°C</th> </tr> </thead> <tbody> <tr> <td>-75</td> <td>0.153</td> <td>85</td> <td>0.288</td> </tr> <tr> <td>0</td> <td>0.228</td> <td>90</td> <td>0.290</td> </tr> <tr> <td>25</td> <td>0.243</td> <td>100</td> <td>0.295</td> </tr> <tr> <td>50</td> <td>0.266</td> <td>125</td> <td>0.307</td> </tr> <tr> <td>75</td> <td>0.282</td> <td>150</td> <td>0.315</td> </tr> </tbody> </table>		°C		Recrystallized (g)	°C	-75	0.153	85	0.288	0	0.228	90	0.290	25	0.243	100	0.295	50	0.266	125	0.307	75	0.282	150	0.315		
°C		Recrystallized (g)	°C																								
-75	0.153	85	0.288																								
0	0.228	90	0.290																								
25	0.243	100	0.295																								
50	0.266	125	0.307																								
75	0.282	150	0.315																								
<b>Burning Rate:</b> cm/sec		<b>Bomb Drop Test:</b>  <b>T7, 2000-lb Semi-Armor-Piercing Bomb vs Concrete:</b>  Max Safe Drop, ft  <b>500-lb General Purpose Bomb vs Concrete:</b>  Height, ft Trials Unaffected Low Order High Order  <b>1000-lb General Purpose Bomb vs Concrete:</b>  Height, ft Trials Unaffected Low Order High Order																									
<b>Thermal Conductivity:</b> cal/sec/cm/°C																											
<b>Coefficient of Expansion:</b> Linear, %/°C  Volume, %/°C																											
<b>Hardness, Mohs' Scale:</b> (e) 2.3																											
<b>Young's Modulus:</b> E', dynes/cm <sup>2</sup> E, lb./inch <sup>2</sup> Density, gm/cc																											
<b>Compressive Strength:</b> lb/inch <sup>2</sup>																											
<b>Vapor Pressure:</b> °C                  mm Mercury																											

## beta-HMX

AMCP 706-177

Preparation: (b)

Two men are required to regulate the addition of reagents and control the temperature during the initial stage addition; one man can complete the procedure. A 1-liter 5-necked flask is used, the center neck for an efficient stirrer, one side neck for a thermometer, and the other necks for burrettes and a gas outlet (to water trap). The flask is placed in a pan with steam and cold water inlets, for temperature control.

Five cc of acetic anhydride and 250 cc glacial acetic acid are poured into the flask and the temperature brought to  $45 \pm 1^\circ\text{C}$ , and held there for the duration of the entire reaction. The reagents (a solution of 33.6 gm hexamine in 55 gm of glacial acetic acid, 100 cc of acetic anhydride and 40 cc of a solution of 42.3/57.7-ammonium nitrate/98% nitric acid) are then added simultaneously, continuously and equivalently over a 25-minute period. The reaction mixture is aged 15 minutes.

The second stage reagents (60 cc of 42.3/57.7, ammonium nitrate/98% nitric acid and 150 cc acetic anhydride) are then added simultaneously, continuously and equivalently over a 25-minute period. The mixture is aged 65 minutes, poured into 1.5 liter of water and simmered on a steam bath for 12 hours. Cool, filter and dry the RDX-HMX precipitate (yield 73% HMX).

The RDX is destroyed, leaving HMX, as follows: 1025 gm of the crude product are placed in a solution of 15 gm sodium tetraborate decahydrate in 5 liters of water, heated to boiling with agitation, and 5 N NaOH added at the rate of 3 cc/min. When about 730 cc have been added the pH increases sharply from a little over 8.7 to over 9.7 which corresponds to complete destruction of the RDX. Filter the HMX from the hot mixture; yield 612 gm, mp  $279.5^\circ\text{--}280.5^\circ\text{C}$ . Recrystallization from nitromethane yields material melting at  $281^\circ\text{--}282^\circ\text{C}$ .

Origin:

Was discovered as an impurity (by-product) in the nitration of hexamethylene-tetramine to form RDX. It is now manufactured directly by the process described above and has valuable use in explosive systems.

Removal of RDX from HMX-RDX Mixtures and Recovery of a RDX-HMX Mixture (This procedure appears suitable for use with mixtures containing 80% or more HMX):

AMCP 706-177

beta-HMXProcedure:

500 grams of HMX containing 12.25% RDX are placed in a 1500 cc beaker, 500 cc of acetone is added and the slurry is agitated for several minutes at room temperature. Before complete settling, the RDX-HMX-acetone solution is decanted.

To the residual HMX-RDX, another 500 cc of acetone is added. The slurry is heated on the steambath and while boiling, agitated for several minutes. The boiling RDX-HMX-acetone solution is decanted. The residual HMX is now washed with cold acetone into a funnel. This HMX is now taken up in 95% alcohol, filtered and dried. Yield 353.9 gm or 70.78%.

All the acetone extracts are combined and evaporated to dryness. Yield 137.5 gm or 26.5%.

Yield Balance:

Pure HMX obtained -	353.9 gm	70.78%
Total RDX-HMX mixture recovered -	137.5 gm	26.50%
Samples taken during process -	2.4 gm	0.48%
Loss during process		2.24%
Total		100.00%

Various samples were analyzed for RDX content:

1. Crude HMX	12.25% RDX
2. After first acetone washing	6.0% RDX
3. After second acetone washing	2.0% RDX
4. After third acetone washing	0.0% RDX
RDX-HMX sample recovered	54.5% RDX

Preparation of Fine Particle-size HMX by the Aspirator Method:

1. Dissolve 1100 gm HMX in 4400 cc of dimethyl sulfoxide.
2. Filter the HMX solution.
3. Connect a clean aspirator to the water line.
4. Place a 55 gallon clean drum under the aspirator.
5. Fasten a polyethylene tubing, long enough to reach easily to the bottom of the HMX-dimethyl sulfoxide container, to the side intake of the aspirator.
6. Fasten to the bottom of the aspirator another polyethylene tube long enough to reach to the bottom of the 55 gallon drum.
7. Open the water faucet and then place the polyethylene tube in the HMX container.
8. White milky fine HMX separates out in the drum. Total duration of run is approximately 7 minutes.
9. After all the HMX solution is sucked out of the container, the water is turned off.
10. The material is filtered and water washed.
11. If dry HMX is required, the material can be alcohol and ether washed.

A more efficient method to recover the RDX-HMX mixture:

1. Filter the combined hot acetone extracts.
2. Pour while agitating the filtered extracts into at least 4 times its volume of water.
3. Filter and dry, etc.



beta-BMX

Color:

White

Storage:

Method	Dry
Hazard Class (Quantity-Distance)	Class 9
Compatibility Group	Group L (dry) Group M (wet)
Emulation	None

References:<sup>37</sup>

- (a) O. E. Sheffield, E. J. Murray, A. L. Rosen and B. W. Kanouse, Properties of BMX, PA Chemical Research Laboratory Report No. 52-TR-23, 7 April 1952.
- (b) W. E. Bachmann, The Preparation of BMX, OSRD Report No. 1981, 3 November 1943.
- (c) S. Livingston, Characteristics of Explosives BMX and DPEN, PATR No. 1561, 6 September 1945.
- (d) R. J. Finkelstein and G. Gsov, Theory of the Detonation Process, NAVORD Report No. 90-46, 20 April 1947.
- (e) O. E. Johnson, BMX as a Military Explosive, NAVORD Report No. 4371, 1 October 1956.
- (f) Also see the following Picatinny Arsenal Technical Reports on BMX:
 

<u>1</u>	<u>3</u>	<u>6</u>	<u>7</u>	<u>2</u>
1741	2283	2016	1737	1709 2059
- (g) C. Lenchitz, W. Beach and R. Valicky, Enthalpy Changes, Heat of Fusion and Specific Heat of Basic Explosives, PATR No. 2504, January 1959.

<sup>37</sup>See footnote 1, page 10.

AMCP 706-177

HDA-3

<b>Composition:</b>		<b>Molecular Weight:</b>	
%			91
HMX	49	<b>Oxygen Balance:</b>	
TNT	29	CO <sub>2</sub> %	-57
Aluminum	22	CO %	-27
<b>C/H Ratio</b>		<b>Density: gm/cc</b>	Cast 1.90
<b>Impact Sensitivity, 2 Kg Wt:</b>		<b>Melting Point: °C</b>	
Bureau of Mines Apparatus, cm	--	<b>Freezing Point: °C</b>	
Sample Wt 20 mg		<b>Boiling Point: °C</b>	
Picatinny Arsenal Apparatus, in.	17	<b>Refractive Index, n<sub>D</sub><sup>20</sup></b>	
Sample Wt, mg	25	n <sub>D</sub> <sup>20</sup>	
<b>Friction Pendulum Test:</b>		<b>Vacuum Stability Test:</b>	
Steel Shoe	Unaffected	cc/90 Hrs, at	
Fiber Shoe	Unaffected	90°C	----
<b>Rifle Bullet Impact Test: 10 Trials, %</b>		100°C	----
		120°C	0.37
		135°C	
		150°C	
		<b>200 Gram Bomb Sand Test:</b>	
Explosions	30	Sand, gm	61.3
Partials	--	<b>Sensitivity to Initiation:</b>	
Burned	10	Minimum Detonating Charge, gm	
Unaffected	0	Mercury Fulminate	----
		Lead Azide	0.30
		Tetryl	----
<b>Explosion Temperature:</b>	°C	<b>Ballistic Mortar, % TNT:</b>	
Seconds, 0.1 (no cap used)	----	120	
1	----	<b>Trawl Test, % TNT:</b>	
5 Flames erratically	370	<b>Plate Dent Test:</b>	
10		Method	
15		Condition	
20		Confined	
		Density, gm/cc	
		Brinell, % TNT	
<b>75°C International Heat Test:</b>		<b>Decomposition Rate:</b>	
% Loss in 48 Hrs		Confinement	None
<b>100°C Heat Test:</b>		Condition	Cast
% Loss, 1st 48 Hrs		Charge Diameter, in.	1.0
% Loss, 2nd 48 Hrs		Density, gm/cc	1.90
Explosion in 100 Hrs		Rate, meters/second	7866
<b>Flammability Index:</b>			
<b>Hygroscopicity: %</b>			
<b>Volatility:</b>			

7

HDA-3

AMCP 706-177

<b>Breiter Sensitivity Test:</b> Condition Tetryl, gm Wax, in. for 50% Detonation Wax, gm Density, gm/cc	<b>Decomposition Equation:</b> Oxygen, atoms/sec (Z/sec) Heat, kilocalorie/mole ( $\Delta H$ , kcal/mol) Temperature Range, °C Phase
<b>Heat of:</b> Combustion, cal/gm 3687 Explosion, cal/gm 1190 Gas Volume, cc/gm 680 Formation, cal/gm ---- Fusion, cal/gm	<b>Armor Plate Impact Test:</b>  <b>66 mm Mortar Projectile:</b> 50% Inert, Velocity, ft/sec Aluminum Fineness  <b>500-lb General Purpose Bomb:</b>  Plate Thickness, inches  1 1 1/4 1 1/2 1 3/4
Specific Heat: cal/gm/°C 32° to 74°C 0.245	<b>Bomb Drop Test:</b>  <b>T7, 2000-lb Semi-Armor-Piercing Bomb vs Concrete:</b>  Max Safe Drop, ft  <b>500-lb General Purpose Bomb vs Concrete:</b>  Height, ft Trials Unaffected Low Order High Order  <b>1000-lb General Purpose Bomb vs Concrete:</b>  Height, ft Trials Unaffected Low Order High Order
<b>Burning Rate:</b> cm/sec	
<b>Thermal Conductivity:</b> cal/sec/cm/°C	
<b>Coefficient of Expansion:</b> Linear, %/°C  Volume, %/°C	
<b>Hardness, Mohs, inch:</b>	
<b>Young's Modulus:</b> E', dynes/cm <sup>2</sup> E, lb/inch <sup>2</sup> Density, gm/cc	
<b>Compressive Strength: lb/inch<sup>2</sup></b> 2260 See below	
<b>Vapor Pressure:</b> °C mm Mercury <sup>2</sup>	
<b>Compressive Strength: lb/inch<sup>2</sup></b> * Average (10 tests) 2260 High 2530 Low 1910	<b>Ultimate Deformation: %</b> Average (10 tests) 2.81 High 3.22 Low 2.52

\* Test specimen 1/2" x 1/2" cylinder (approximately 3 gm) pressed at 3 tons (6,000 lb) total load or 30,000 psi with a 2 minute time of dwell.

AMCP 706-177

HXA-3

<b>Fragmentation Test:</b>  <b>90 mm HE, M71 Projectile, Lot WC-91:</b> Density, gm/cc Charge Wt, lb  <b>Total No. of Fragments:</b> For TNT For Subject HE  <b>3 inch HE, M42A1 Projectile, Lot KC-5:</b> Density, gm/cc Charge Wt, lb  <b>Total No. of Fragments:</b> For TNT For Subject HE	<b>Shaped Charge Effectiveness, TNT = 100:</b>  Glass Cones    Steel Cones  Hole Volume Hole Depth
	<b>Color:</b> Gray
	<b>Principal Uses:</b> HE projectile and bomb filler
<b>Fragment Velocity: ft/sec</b> At 9 ft At 25 1/4 ft Density, gm/cc	<b>Method of Loading:</b> Cast
	<b>Loading Density: gm/cc</b> 1.90
<b>Blast (Relative to TNT):</b>  <b>Air:</b> Peak Pressure Impulse Energy  <b>Air, Confined:</b> Impulse  <b>Under Water:</b> Peak Pressure Impulse Energy  <b>Underground:</b> Peak Pressure Impulse Energy	<b>Storage:</b>  Method: Dry  Hazard Class (Quantity-Distance): Class 9  Compatibility Group: Group I  Exudation: None
	<b>Work to Produce Runout:</b> $26\text{-lb/inch}^3$ *  Average (10 tests) 2.77 High 3.39 Low 2.40
	<b>Efflux Viscosity, Saybolt Seconds:</b> 24.8
	*Test specimen 1/2" x 1/2" cylinder (approximately 3 gm) pressed at 3 tons (6,000 lb) total load or 30,000 psi with a 2 minute time of dwell.

HTA-3

AMCP 70-177

Modulus of Elasticity: \*

	lb/inch <sup>2</sup>
Average	89,200
High	97,400
Low	76,300

\* Test specimen 1/2" x 1/2" cylinder (approximately 3 gm) pressed at 3 tons (6,000 lb) total load or 30,000 psi with a 2 minute time of dwell.

Setback Sensitivity Test: (a)

Critical Pressure	119,000 psi *
Density, gm/cc	1.92

\* Pressure below which no initiation is obtained and above which an increasing percentage of initiations can be expected as the setback pressure increases.

Preparation:

Procedure similar to that used for Torpex.

References: 38

- (a) 1st Indorsement from Chief, Explosives Development Section, to Chief, Explosives Research Section, Picatinny Arsenal, dated 12 May 1958. Subject: "Properties of Octols and HTA-3."
- (b) R. Brown and R. Velicky, Heat Capacity of HTA-3, Picatinny Arsenal General Laboratory Report No. 58-EL-509, 5 May 1958.

<sup>38</sup>See footnote 1, page 10.

AMCP 706-177

Lead Azide

<b>Composition:</b> %		<b>Molecular Weight:</b> (PbN <sub>6</sub> ) 291	
N 28.8	N=N-N-Pb-N=N	<b>Oxygen Balance:</b>	
Pb 71.2		C <sub>2</sub> % -5.5	C <sub>1</sub> % -5.5
<b>C/N Ratio</b>		<b>Density, gm/cc</b> Crystal 4.80 Dextrinated 4.38	
		<b>Melting Point: °C</b> Decomposes	
		<b>Freezing Point: °C</b>	
<b>Impact Sensitivity, 2 Kg Wt:</b>		<b>Boiling Point: °C</b>	
Bureau of Mines Apparatus, cm	Pure 10 Dextrinated 17		
Sample Wt 20 mg		<b>Refractive Index, n<sub>D</sub><sup>20</sup></b>	
Picatinny Arsenal Apparatus, in.	3 5	n <sub>D</sub> <sup>20</sup>	
Sample Wt, mg	30 28	n <sub>D</sub> <sup>20</sup>	
<b>Friction Pendulum Test:</b>		<b>Vacuum Stability Test:</b> Dextrinated	
Steel Shoe	Explodes	cc/40 Hrs, at	
Fiber Shoe	Explodes	90°C	
		100°C 1.0	
		120°C 0.07	
		135°C	
		150°C	
<b>Rifle Bullet Impact Test:</b> Trials		<b>200 Gram Bomb Sash Test:</b>	
%		Sand gm	
Explosions		Black powder fuse 19	
Partials		<b>Sensitivity to Initiation:</b>	
Burred		Minimum Detonating Charge, gm	
Unaffected		Mercury Fulminate	
		Lead Azide	
		Tetryl	
<b>Explosion Temperature: °C</b>		<b>Ballistic Mortar, % TNT:</b>	
Seconds, 0.1 (no cap used)	390		
1	350	<b>Trazol Test, % TNT: (a)</b> 39	
5 Explodes	340	<b>Plate Dent Test:</b>	
10	335	Method	
15	335	Condition	
20	335	Confined	
		Density, gm/cc	
		Brisance, % TNT	
<b>75°C International Heat Test:</b>		<b>Detonation Rate:</b> Pure Lead Azide	
% Loss in 48 Hrs		Confinement	
		Condition	
		Pressed	
		Charge Diameter, in.	
		Density, gm/cc 2.0 3.0 4.0	
		Rate, meters/second 4070 4630 5180	
<b>100°C Heat Test:</b>			
% Loss, 1st 48 Hrs 0.34			
% Loss, 2nd 48 Hrs 0.05			
Explosion in 100 Hrs None			
<b>Flammability Index:</b>			
<b>Hygroscopicity: %</b> Dextrinated Not Dextrinated			
30°C, 90% RH 0.8 0.03			
<b>Volatility:</b>			



AMCP 706-177

Lead Azide

Compatibility with Metals:

Dry: Steel, iron, nichel, aluminum, lead, zinc, copper, tin, stainless steel, brass and bronze were unaffected by six years' contact with dry lead azide at ambient temperature and 50°C. Monel, chrome-nichel and Inconel were unaffected under the same conditions in two and one-half years.

Wet: Copper and zinc are rapidly attacked by moist lead azide, while aluminum is not attacked in 24 hours. Monel, chrome-nichel and Inconel are not attacked by lead azide (1% moisture) after 29 months' exposure at ambient temperature and 50°C, and J-1 magnesium-aluminum alloy is very slightly corroded.

<u>Sample Tested</u>	<u>Lead Azide Dry</u>	<u>Lead Azide plus 2% Water</u>	<u>Lead Azide plus 20% Water</u>	<u>Lead Azide plus 20% Ethyl Alco- hol (95%)</u>
----------------------	---------------------------	---	--	--

Friction Pendulum Test:

(All IA dextrinated)

<u>Shoe</u>	<u>Fiber</u>	<u>Fiber</u>	<u>Steel</u>	<u>Fiber</u>	<u>Steel</u>	<u>Fiber</u>
No. of Trials	1	10	12	10	4	1
Explosions	1	0	0	0	1	1
Cracklings	0	0	2	0	2	0
Unaffected	0	10	10	10	1	0

Impact Sensitivity, 2 Kg Wt:

(All IA dextrinated)

PA Apparatus, inches	4	9	9	4
----------------------	---	---	---	---

Activation Energy: (c)

Kcal/mole	23.74
Induction Period, seconds	0.5-10

Initiating Efficiency, Grams Required to Give Complete Initiations of:

Dextrinated Azide (gm)

TNT	0.25
Tetryl	0.10
RDX	0.05
PEIN	0.02

Sensitivity to Static Discharge, Joules (Pure Lead Azide) (b) 0.0070



Lead Azide

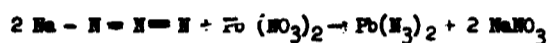
AMCP 706-177

Compatibility of Dextrinated Lead Azide with Black Powder:  
100°C Vacuum Stability Test, cc/40 hr:

<u>Sample Wt (gms)</u>	<u>Material</u>	<u>cc</u>
1.0	Lead Azide	0.50
1.0	Black Powder	0.36
2.0	50/50, Lead Azide/Black Powder	1.26

Solubility of Pure Lead Azide; gm/100 gm of Water:

<u>°C</u>	<u>g</u>
20	0.05

Preparation of Lead Azide (Dextrinated): (du Pont procedure)

Lead nitrate solution: This is prepared by dissolving 16 $\frac{1}{2}$  lbs lead nitrate and 8.25 lb. dextrine in deionized water, the solution allowed to settle, and sodium hydroxide added to bring the solution to a pH of 5.4. The final concentration of the solution is then adjusted to 7.4% lead nitrate, 0.375% dextrine by addition of deionized water.

The lead azide is precipitated at a solution temperature of 160°F, using 60 parts lead nitrate and 50 parts sodium azide solution. The latter is added to the former in 23 minutes, under agitation (no baffles are used in the precipitation vessel), the mixture cooled to room temperature in 12 minutes, and allowed to settle 10 minutes. The mother liquor is decanted and the remaining slurry washed before packing.

Origin:

First prepared in 1891 by E. Curtius (Ber 24, 3345-6) by adding lead acetate to a solution of sodium or ammonium azide. F. Hyronimus (French Patent 364,792) should be credited with the first attempt in 1907 to use lead azide with some success in the explosive industry. Its commercial manufacture started in Europe before World War II and in the United States since 1931 as military or commercial grade "dextrinated" lead azide.

Destruction by Chemical Decomposition:

Lead azide can be decomposed by

- (1) mixing with at least five times its weight of a 10% solution of sodium hydroxide and allowing the mixture to stand for 16 hours. Decant the supernatant solution of sodium azide and drain into the soil.
- (2) dissolving in a 10% solution of ammonium acetate and adding a 10% solution of sodium or potassium bichromate until no more lead chromate is precipitated.
- (3) wetting with 500 times its weight of water, slowly adding 12 times its weight of 25% sodium nitrite, stirring, and then adding 14 times its weight of 36% nitric or glacial acetic acid. A red color produced by the addition of ferric chloride solution indicates Lead Azide is still present.

AMCP 706-177

Lead Azide

(4) dissolving in 50 times its weight of 15% ceric ammonium nitrate. The azide is decomposed with the evolution of nitrogen.

References:<sup>39</sup>

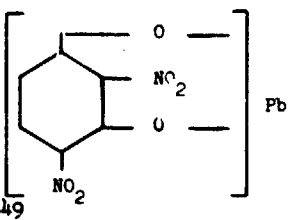
- (a) Ph. Naoua, Z ges Schiess Sprengstoff, 181, 229, 267 (27 June 1932).
- (b) F. W. Brown, D. H. Kusler and F. C. Gibson, Sensitivity of Explosives to Initiation by Electrostatic Discharges, U. S. Dept of Int, Bureau of Mines, RI 3852, 1946.
- (c) C. Lenchitz, Ice Calorimeter Determination of Enthalpy and Specific Heat of Eleven Organometallic Compounds, PAIR #2224, November 1955.
- (d) Also see the following Picatinny Arsenal Technical Reports on Lead Azide:

<u>0</u>	<u>1</u>	<u>2</u>	<u>3</u>	<u>4</u>	<u>5</u>	<u>6</u>	<u>7</u>	<u>8</u>	<u>9</u>
550	561	832	393	524	255	326	567	628	609
580	861	852	1393	784	525	856	637	708	715
600	1451	882	1493	824	1325	866	657	748	749
760	1651	932	2093	944	1485	1316	707	788	769
1450		1132	2133	2164		1486	1737	838	849
		1152		2204		1556	2227	1388	999
		1352						1528	2179
		1372						1638	
								2198	

<sup>39</sup>See footnote 1, page 10.

Lead 2,4-Dinitroresorcinate (LDR)

AMCP 706-177

<b>Composition:</b> % C 17.8 H 0.5 N 6.9 O 23.7 Pb 51.1  C/H Ratio 0.549  	<b>Molecular Weight:</b> (PbC <sub>6</sub> H <sub>2</sub> N <sub>2</sub> O <sub>6</sub> ) 405
	<b>Oxygen Balance:</b> CO <sub>2</sub> % -32 CO % -8
	<b>Density:</b> gm/cc Crystal 3.2
	<b>Melting Point:</b> °C
<b>Impact Sensitivity, 2 Kg Wt:</b> Bureau of Mines Apparatus, cm 1 kg wt 30 Sample Wt 20 mg Picatinny Arsenal Apparatus, in. Sample Wt, mg 20	<b>Freezing Point:</b> °C
<b>Friction Pendulum Test:</b> Steel Shoe Fiber Shoe	<b>Boiling Point:</b> °C
<b>Rifle Bullet Impact Test:</b> Trials Explosions % Partial Burned Unaffected	<b>Refractive Index, n<sub>D</sub><sup>20</sup></b> n <sub>D</sub> <sup>20</sup> n <sub>D</sub> <sup>20</sup>
<b>Explosion Temperature:</b> °C Seconds, 0.1 (no cap used) 1 5 Explodes 265 10 15 20	<b>Vacuum Stability Test:</b> cc/40 Hrs, at 90°C 100°C 120°C (73 minutes) Explodes 135°C 150°C
<b>75°C International Heat Test:</b> % Loss in 48 Hrs	<b>200 Gram Bomb Sand Test:</b> Sand, gm Black powder fuse 20
<b>100°C Heat Test:</b> % Loss, 1st 48 Hrs 0.20 % Loss, 2nd 48 Hrs 0.02 Explosion in 100 Hrs None	<b>Sensitivity to Initiation:</b> Minimum Detonating Charge, gm Mercury Fulminate Lead Azide Tetryl
<b>Flammability Index:</b>	<b>Ballistic Mortar, % TNT:</b>
<b>Hygroscopicity:</b> % 30°C, 90% RH 0.73	<b>Trouz Test, % TNT:</b>
<b>Volatility:</b>	<b>Plate Data:</b> Metric Condition Confined Density, gm/cc Brisance, % TNT
	<b>Detonation Rate:</b> Confinement Condition Charge Diameter, in. Density, gm/cc Rate, meters/second

AMCP 706-177

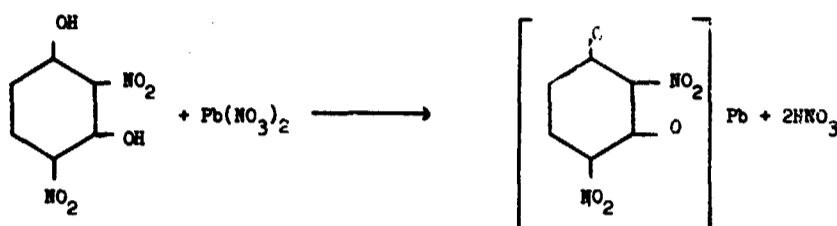
Lead 2,4-Dinitroresorcinate (LDNR)

<b>Fragmentation Test:</b>  <b>90 mm HE, M71 Projectile, Lot WC-91:</b> Density, gm/cc Charge Wt, lb  <b>Total No. of Fragments:</b> For TNT For Subject HE  <b>3 inch HE, M42A1 Projectile, Lot KC-5:</b> Density, gm/cc Charge Wt, lb  <b>Total No. of Fragments:</b> For TNT For Subject HE	<b>Shaped Charge Effectiveness, TNT = 100:</b>  <table border="0"> <tr> <td></td> <td>Glass Cones</td> <td>Steel Cones</td> </tr> <tr> <td>Hole Volume</td> <td></td> <td></td> </tr> <tr> <td>Hole Depth</td> <td></td> <td></td> </tr> </table>		Glass Cones	Steel Cones	Hole Volume			Hole Depth		
		Glass Cones	Steel Cones							
	Hole Volume									
	Hole Depth									
<b>Color:</b>	Red or yellow									
<b>Principal Uses:</b>	Electric detonators									
<b>Fragment Velocity: ft/sec</b> At 9 ft At 25 1/2 ft  <b>Density, g/n/cc</b>	<b>Method of Loading:</b>	Pressed								
	<b>Loading Density: gm/cc</b>									
<b>Blast (Relative to TNT):</b>  <b>Air:</b> Peak Pressure Impulse Energy  <b>Air, Confined:</b> Impulse  <b>Under Water:</b> Peak Pressure Impulse Energy  <b>Underground:</b> Peak Pressure Impulse Energy	<b>Storage:</b>  <table border="0"> <tr> <td>Method</td> <td>Wet</td> </tr> <tr> <td>Hazard Class (Quantity-Distance)</td> <td>Class 9</td> </tr> <tr> <td>Compatibility Group</td> <td></td> </tr> <tr> <td>Exudation</td> <td>None</td> </tr> </table>	Method	Wet	Hazard Class (Quantity-Distance)	Class 9	Compatibility Group		Exudation	None	
	Method	Wet								
	Hazard Class (Quantity-Distance)	Class 9								
	Compatibility Group									
	Exudation	None								
	<b>Initiating Efficiency:</b> 0.4 gm LDNR does not initiate tetryl pressed at 3000 psi.									
<b>Heat of:</b>										
Explosion, cal/gm	270									

Lead 2,4-Dinitroresorcinate (LDR)

AMCP 706-177

Preparation:



To a solution of 5 grams of purified dinitroresorcin and 2.65 grams of anhydrous sodium carbonate in 500 cc of boiling water is added slowly a solution of 10 grams of lead nitrate dissolved in 60 cc of boiling water. The reaction mixture is constantly stirred during the addition of the lead salt and for about an hour afterward while the solution is allowed to cool to room temperature. The precipitate is filtered and washed thoroughly first with water and then with alcohol or ether. It is dried in a steam oven.

Origin:

2,4-dinitroresorcin was described in the 1881 edition of Beilstein (Beil VII, 885). The same compound was described in more detail by Weselsky, Benedikt and Hübl in 1882 (M II, 323). The lead salt of 2,4-dinitroresorcinol appears to have been prepared between World War I and World War II by treating resorcinol with nitrous acid and oxidizing the resulting dinitroresorcinol to dinitroresorcinol. Lead nitrate solution was then added to a solution of the 2,4-dinitroresorcinol to which sodium carbonate had been added to form the soluble sodium salt (J. D. Kopper, PATR No. 480, March 1934). The LDR exists in two forms differing in physical characteristics but possessing similar explosive properties. These forms are red and orange in color (K. S. Warren, PATR 1448, September 1944).

References: 40

(a) See the following Picatinny Arsenal Technical Reports on Lead 2,4-Dinitroresorcinate:

<u>0</u>	<u>3</u>	<u>4</u>	<u>8</u>	<u>9</u>
480	453	1004	1328	859
580			1448	1079

<sup>40</sup>See footnote 1, page 10.

AMCP 706-177

Lead 4,6-Dinitroresorcinol Basic (LDNR Basic)

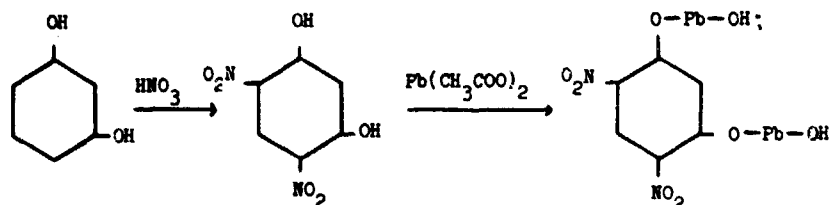
<b>Composition:</b> % C 11.2 H 0.6 N 4.3 O 19.8 Pb 64.1  C/H Ratio 0.177		<b>Molecular Weight:</b> (Pb <sub>2</sub> C <sub>6</sub> H <sub>4</sub> N <sub>2</sub> O <sub>8</sub> ) 646
		<b>Oxygen Balance:</b> CO <sub>2</sub> % -20 CO % -5
		<b>Density:</b> gm/cc
		<b>Melting Point:</b> °C 213
<b>Impact Sensitivity, 2 Kg Wt:</b> Bureau of Mines Apparatus, cm 1 kg wt 60 Sample Wt 20 mg Picatinny Arsenal Apparatus, in. Sample Wt, mg 20	<b>Freezing Point:</b> °C	<b>Boiling Point:</b> °C
		<b>Refractive Index, n<sub>D</sub><sup>20</sup></b> n <sub>D</sub> <sup>20</sup> n <sub>D</sub> <sup>25</sup>
<b>Friction Pendulum Test:</b> Steel Shoe Fiber Shoe	<b>200 Gram Bomb Sand Test:</b> Sand powder fuse 15	<b>Vacuum Stability Test:</b> cc/40 Hrs, at 90°C 100°C 120°C 135°C 150°C
<b>Rifle Bullet Impact Test:</b> Trials % Explosions Partials Burned Unaffected		<b>Sensitivity to Initiation:</b> Minimum Detonating Charge, gm Mercury Fulminate Lead Azide Tetryl
<b>Explosion Temperature:</b> °C Seconds, 0.1 (no cap used) 1 5 Explodes 295 10 15 20		<b>Ballistic Mortar, % TNT:</b>
<b>75°C International Heat Test:</b> % Loss in 48 Hrs	<b>Tread Test, % TNT:</b>	<b>Plate Dent Test:</b> Method Condition Confined Density, gm/cc Brisance, % TNT
<b>100°C Heat Test:</b> % Loss, 1st 48 Hrs 0.4 % Loss, 2nd 48 Hrs 0.0 Explosion in 100 Hrs None	<b>Detonation Rate:</b> Confinement Condition Charge Diameter, in. Density, gm/cc Rate, meters/second	
<b>Flammability Index:</b>		
<b>Hygroscopicity:</b> %		
<b>Volatility:</b>		

Lead 4,6-Dinitroresorcinol Basic (LDNR Basic)

AMCP 706-177

<p><b>Fragmentation Test:</b></p> <p><b>90 mm HE, M71 Projectile, Lot WC-91:</b> Density, gm/cc Charge Wt, lb</p> <p><b>Total No. of Fragments:</b> For TNT For Subject HE</p> <p><b>3 inch HE, M42A1 Projectile, Lot KC-5:</b> Density, gm/cc Charge Wt, lb</p> <p><b>Total No. of Fragments:</b> For TNT For Subject HE</p>	<p><b>Shaped Charge Effectiveness, TNT = 100:</b></p> <p style="text-align: center;">Glass Cones    Steel Cones</p> <p>Hole Volume Hole Depth</p> <hr/> <p><b>Color:</b> Red or yellow</p> <hr/> <p><b>Principal Uses:</b> Electric detonators</p> <hr/> <p><b>Method of Loading:</b> Pressed</p> <hr/> <p><b>Loading Density: gm/cc</b></p>
<p><b>Fragment Velocity: ft/sec</b> At 9 ft At 25 1/2 ft Density, gm/cc</p>	<p><b>Storage:</b></p> <p>Method Wet</p> <p>Hazard Class (Quantity-Distance) Class 9</p> <p>Compatibility Group</p> <p>Exudation None</p>
<p><b>Blast (Relative to TNT):</b></p> <p><b>Air:</b> Peak Pressure Impulse Energy</p> <p><b>Air, Confined:</b> Impulse</p> <p><b>Under Water:</b> Peak Pressure Impulse Energy</p> <p><b>Underground:</b> Peak Pressure Impulse Energy</p>	<p><b>Initiating Efficiency:</b> 0.4 gm LDNR Basic does not initiate tetryl pressed at 3000 psi.</p>

AMCP 706-177

Lead 4,6-Dinitroresorcinol Basic (LNR Basic)Preparation:

(a) One hundred grams of pure resorcin is fused in a porcelain casserole and immediately poured on a glass plate. After cooling, the cake is ground in a mortar to pass a U. S. Standard No. 6 mesh screen. Four hundred grams of 98 percent nitric acid in a one pint capacity Dewar jar is stirred mechanically while carbon dioxide snow is added in small pieces. When the temperature falls to  $-20^{\circ}\text{C}$ , 40 grams of the granulated resorcin is added in small quantities. Simultaneous addition of solid carbon dioxide as required prevents a rise of temperature of more than 5 degrees throughout the entire experiment. Five minutes after the last portion of resorcin is introduced, the mixture is further cooled to minus  $50^{\circ}\text{C}$ , and finally drowned with vigorous stirring in five times its volume of cracked ice, in water. This mixture is allowed to stand for one hour and the product then filtered, washed, and partially dried, weight 43.6 grams. The crude 4,6-DNR is purified by first dissolving the product in an aqueous 5 percent sodium hydroxide solution (17.4 grams of sodium hydroxide in 340 cc of water). The resulting solution is then neutralized by gradually adding it to a boiling solution of 21.4 grams of 98 percent sulphuric acid in 150 cc of water. The resulting precipitate of 4,6-DNR is filtered hot on a suction filter and air-dried. Yield, 27.5 grams (37.8 percent of the theoretical).

(b) Five hundredths (0.05) mole (18.96 grams) of lead acetate is dissolved in 67 cc of warm water, into which is gradually stirred 0.10 mole (4.0 grams) of sodium hydroxide dissolved in 67 cc of water. Stirring is continued for five minutes. After settling, the white lead hydroxide is washed by decantation three times with 100 cc portions of distilled water, and used immediately for the next operation.

(c) A 0.0278 mole (5.56 grams) quantity of the 4,6-DNR prepared under (a) above, is dispersed in 270 cc of water by vigorously beating with a motor stirrer. After heating this dispersion to  $90^{\circ}\text{C}$ , the 0.05 mole of lead hydroxide prepared above in slurry form is introduced in small portions. Agitation is continued for three hours at  $90^{\circ}\text{C}$ . The basic lead 4,6-DNR is washed once by decantation, and again on the filter with alcohol. After drying overnight in a desiccator charged with calcium chloride, the product weighs 15.6 grams.

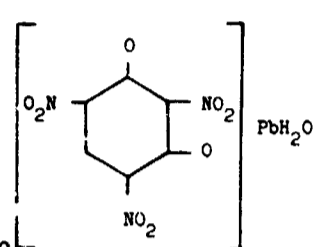
Origin:

Both the 2,4- and 4,6-dinitroresorcin were described in some detail by Weselsky, Benedikt and Hübl in 1882 (M II, 323). Tytko prepared the 4,6-dinitroresorcin in 1883 by hydrolyzing the nitration product of resorcin diacetate (Ber 16, 551). A more direct and economical method of preparation suitable for production scale manufacture was developed during World War II by the British (Ministry of Supply Pouch Item W-154-21a, "Manufacture of 4,6-Dinitroresorcin and Lead 4,6-Dinitroresorcinates"). This procedure consisted of preparing 4,6-dinitroresorcinol by direct nitration of granulated resorcin and allowing the product in slurry to react with an excess of lead hydroxide at  $90^{\circ}\text{C}$ . This basic salt can be prepared in two forms: (1) a micro-crystalline, yellow, low-density form and (2) a denser, brick-red form. Both products have the same chemical composition and the same sensitivity to impact (PATR 1448, September 1944).



Lead Styphnate

AMCP 706-177

<b>Composition:</b> % C 15.4 H 0.6 N 9.0 O 30.8 Pb 44.2  C/H Ratio 0.320				<b>Molecular Weight:</b> (PbC <sub>6</sub> H <sub>3</sub> N <sub>3</sub> O <sub>9</sub> ) 468	
		<b>Oxygen Balance:</b> CO <sub>2</sub> % -19 CO % 2			
		<b>Density:</b> gm/cc Crystal 3.02			
		<b>Melting Point:</b> °C Explodes 260-310			
		<b>Freezing Point:</b> °C			
<b>Impact Sensitivity, 2 Kg Wt:</b> Bureau of Mines Apparatus, cm 17 Sample Wt 20 mg Picatinny Arsenal Apparatus, in. 3; (8 oz wt) 8 Sample Wt, mg 22		<b>Boiling Point:</b> °C			
		<b>Refractive Index, n<sub>D</sub><sup>20</sup></b> n <sub>D</sub> <sup>20</sup> n <sub>D</sub> <sup>25</sup>			
<b>Friction Pendulum Test:</b> Steel Shoe Detonates Fiber Shoe Detonates		<b>Vacuum Stability Test:</b> cc/40 Hrs, at 90°C 100°C 0.4 120°C 0.3 135°C 150°C			
<b>Rifle Bullet Impact Test:</b> Trials Explosives % Partial Burned Unaffected		<b>200 Gram Bomb Sand Test:</b> Sand, gm 24 Black powder fuse 11.1			
<b>Explosion Temperature:</b> °C Seconds, 0.1 (no cap used) 1 5 Explodes 282 10 276 15 272 20 267		<b>Sensitivity to Initiation:</b> Minimum Detonating Charge, gm Mercury Fulminate Trace* Lead Azide Trace* Tetryl * <.001 gm, alternative			
		<b>Ballistic Mortar, % TNT:</b>			
<b>75°C International Heat Test:</b> % Loss in 48 Hrs		<b>Trawl Test, % TNT:</b> (a) 40			
<b>100°C Heat Test:</b> % Loss, 1st 48 Hrs 0.38 % Loss, 2nd 48 Hrs 0.73 Explosion in 100 Hrs None		<b>Plate Dent Test:</b> Method Condition Confined Density, gm/cc Brisance, % TNT			
<b>Flammability Index:</b>		<b>Detonation Rate:</b> Confinement Condition Charge Diameter Density, gm/cc 2.9 Rate, meters/second 5200			
<b>Hygroscopicity:</b> % 25°C, 100% RH 0.05 30°C, 90% RH 0.02					
<b>Volatility:</b>					

AMCP 706-177

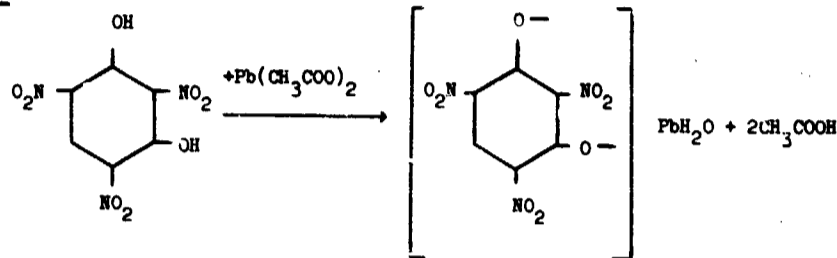
Lead Styphnate

<b>Fragmentation Test:</b>  <b>90 mm HE, M71 Projectile, Lot WC-91:</b> Density, gm/cc Charge Wt, lb  <b>Total No. of Fragments:</b> For TNT For Subject HE  <b>3 inch HE, M42A1 Projectile, Lot KC-3:</b> Density, gm/cc Charge Wt, lb  <b>Total No. of Fragments:</b> For TNT For Subject HE	<b>Shaped Charge Effectiveness, TNT = 100:</b>  <table border="0"> <tr> <td></td> <td>Glass Cones</td> <td>Steel Cones</td> </tr> <tr> <td>Hole Volume</td> <td></td> <td></td> </tr> <tr> <td>Hole Depth</td> <td></td> <td></td> </tr> </table>		Glass Cones	Steel Cones	Hole Volume			Hole Depth		
		Glass Cones	Steel Cones							
	Hole Volume									
	Hole Depth									
<b>Color:</b> Orange-reddish brown										
<b>Principal Uses:</b> Igniting charge, and ingredient of priming compositions										
<b>Fragment Velocity: ft/sec</b> At 9 ft At 25½ ft Density, gm/cc	<b>Method of Loading:</b> Pressed									
	<b>Loading Density: gm/cc</b>									
<b>Blast (Relative to TNT):</b>  <b>Air:</b> Peak Pressure Impulse Energy  <b>Air, Confined:</b> Impulse  <b>Under Water:</b> Peak Pressure Impulse Energy  <b>Underground:</b> Peak Pressure Impulse Energy  <b>Heat of:</b>  Combustion, cal/gm      1251 Explosion, cal/gm      457 Gas Volume, cc/gm      368 Formation, cal/gm      -92	<b>Storage:</b>  <table border="0"> <tr> <td>Method</td> <td>Wet</td> </tr> <tr> <td>Hazard Class (Quantity-Distance)</td> <td>Class 9</td> </tr> <tr> <td>Compatibility Group</td> <td>Group M (wet)</td> </tr> <tr> <td>Exudation</td> <td>None</td> </tr> </table>	Method	Wet	Hazard Class (Quantity-Distance)	Class 9	Compatibility Group	Group M (wet)	Exudation	None	
	Method	Wet								
	Hazard Class (Quantity-Distance)	Class 9								
	Compatibility Group	Group M (wet)								
Exudation	None									
<b>Activation Energy:</b>  <table border="0"> <tr> <td>kcal/mol</td> <td>75.39</td> </tr> <tr> <td>Induction Period, sec</td> <td>0.5-10</td> </tr> </table>	kcal/mol	75.39	Induction Period, sec	0.5-10						
kcal/mol	75.39									
Induction Period, sec	0.5-10									
<b>Specific Heat: cal/cm/°C</b> (c)  <table border="0"> <tr> <td>°C</td> <td></td> </tr> <tr> <td>-50</td> <td>0.141</td> </tr> <tr> <td>0</td> <td>0.158</td> </tr> <tr> <td>25</td> <td>0.164</td> </tr> <tr> <td>50</td> <td>0.167</td> </tr> </table>	°C		-50	0.141	0	0.158	25	0.164	50	0.167
°C										
-50	0.141									
0	0.158									
25	0.164									
50	0.167									

Lead Styphnate

AMCP 706-177

Preparation:



Dissolve 14.4 gm lead nitrate and 1 cc of 36% acetic acid in 320 cc distilled water. Dissolve 4 gm 2,4,6-trinitroresorcinol and 1.73 gm sodium carbonate in 80 cc distilled water. Add the lead acetate solution to the trinitroresorcinol solution, under agitation, keeping the temperature at 70°-75°C and continue stirring for 3 hours at this temperature. Cool to 20°C in 5 hours. Evaporate the solution to 1/3 its volume, cool, filter and wash the product well with water (to neutrality).

Sensitivity to Static Discharge, joules: (b) 0.0009

Loss in Weight at 105°C: %

3 hours	0.02
6 hours	0.23
9 hours	0.23

Effect of Storage for 2 Months at 30°C, on:

Explosion Temperature Test Value	Nil
Sand Test Value	Nil
Sensitivity to Initiation	Nil

Solubility, gm/100 gm (%) in:

Glycol Diacetate

<u>°C</u>	<u>%</u>
20-25	0.1

Origin:

First described in 1914 by von Hertz and found to be a relatively poor initiator by Wallbaum in comparison to other primary explosives. (Z ges Schiess Sprengstoffw 24, 126, 161, 197 (1939)). Moisak showed that lead styphnate could be used as an insulating (cover) material for lead azide providing protection from mechanical and chemical influences and, at the same time, increasing the detonating ability of the total charge (Transactions of Butlerov Inst Chem Tech Kazan (Russia) 2, 81-5 (1935)).

AMCP 706-177

Lead Styphnate

Destruction by Chemical Decomposition:

Lead styphnate is decomposed by dissolving it in at least 40 times its weight of 20% sodium hydroxide or 100 times its weight of 20% ammonium acetate and adding a solution of sodium dichromate, equal to half the weight of styphnate and 10 parts of water.

References:<sup>41</sup>

- (a) Report AC-956/Org Ex 74.
- (b) F. W. Brown, D. H. Kurler and F. C. Gibson, Sensitivity of Explosives to Initiation by Electrostatic Discharges, U. S. Dept of Int, Bureau of Mines, RI 3852, 1946.
- (c) C. Lenchitz, Ice Calorimeter Determination of Enthalpy and Specific Heat of Several Organometallic Compounds, PATR No. 2224, November 1955.
- (d) Also see the following Picatinny Arsenal Technical Reports on Lead Styphnate:

<u>0</u>	<u>1</u>	<u>2</u>	<u>3</u>	<u>4</u>	<u>6</u>	<u>7</u>	<u>8</u>	<u>9</u>
1450	11	1352	453	2164	1316	407	318	2179
2220		2032	2093			1737		
						2077		

<sup>41</sup>See footnote 1, page 10.

Mannitol Hexanitrate (Nitromannite)

AMCP 706-177

<b>Composition:</b> % C 15.9 H 1.8 N 18.6 O 63.8 C/H Ratio 0.133		$  \begin{array}{c}  \text{CH}_2\text{ONO}_2 \\    \\  \text{O}_2\text{NOCH} \\    \\  \text{O}_2\text{NOCH} \\    \\  \text{HCONO}_2 \\    \\  \text{HCONO}_2 \\    \\  \text{CH}_2\text{ONO}_2  \end{array}  $	<b>Molecular Weight:</b> (C <sub>6</sub> H <sub>8</sub> N <sub>6</sub> O <sub>18</sub> ) 452
			<b>Oxygen Balance:</b> CO <sub>2</sub> % 7.1 CO % 28.3
		<b>Density:</b> gm/cc 1.73	
		<b>Melting Point:</b> °C 112-113	
		<b>Freezing Point:</b> °C	
<b>Impact Sensitivity, 3 Kg Wt:</b> Bureau of Mines Apparatus, cm 11 Sample Wt 20 mg Picatinny Arsenal Apparatus, in. 4 Sample Wt, mg 11		<b>Boiling Point:</b> °C Decomposes 150	
		<b>Refractive Index, n<sub>D</sub><sup>20</sup>:</b> n <sub>D</sub> <sup>20</sup> n <sub>D</sub> <sup>25</sup>	
<b>Friction Pendulum Test:</b> Steel Shoe Detonates Fiber Shoe Unaffected		<b>Vacuum Stability Test:</b> cc/40 Hrs, at 90°C 100°C 120°C 135°C 150°C	
<b>Rifle Bullet Impact Test:</b> Trials % Explosions Partials Burned Unaffected		<b>200 Gram Fomb Sand Test:</b> Sand, μm 68.5	
<b>Explosion Temperature:</b> °C Seconds, 0.1 (no cap used) 160-170 (a) 1 232 (b) 5 175 (c) 10 15 20		<b>Sensitivity to Initiation:</b> Minimum Detonating Charge, gm Mercury Fulminate -- Lead Azide 0.06 Tetryl --	
		<b>Ballistic Meter, % TNT:</b>	
		<b>Treuzl Test, % TNT:</b> (c) 172	
<b>75°C International Heat Test:</b> % Loss in 48 Hrs 0.4		<b>Plate Dent Test:</b> Method Condition Confined Density, gm/cc Brisance, % TNT	
<b>100°C Heat Test:</b> % Loss, 1st 48 Hrs -- % Loss, 2nd 48 Hrs -- Explosion in 100 Hrs (Frothed) 48 hours		<b>Detonation Rate:</b> (d) Confinement Yes Condition Pressed Charge Diameter, in. 0.5 Density, gm/cc 1.73 Rate, meters/second 8250	
<b>Flammability Index:</b>			
<b>Hygroscopicity:</b> % 30°C, 90% RH 0.17			
<b>Volatility:</b>			

AMCP 706-177

Nannitol Hexanitrate (Nitromannite)

<b>Fragmentation Test:</b>  <b>90 mm HE, M71 Projectile, Lot WC-91:</b> Density, gm/cc Charge Wt, lb  <b>Total No. of Fragments:</b> For TNT For Subject HE  <b>3 inch HE, M42A1 Projectile, Lot KC-5:</b> Density, gm/cc Charge Wt, lb  <b>Total No. of Fragments:</b> For TNT For Subject HE	<b>Shaped Charge Effectiveness, TNT = 100:</b>  <table border="0"> <tr> <td></td> <td>Loss Cones</td> <td>Steel Cones</td> </tr> <tr> <td>Hole Volume</td> <td></td> <td></td> </tr> <tr> <td>Hole Depth</td> <td></td> <td></td> </tr> </table>		Loss Cones	Steel Cones	Hole Volume			Hole Depth		
		Loss Cones	Steel Cones							
	Hole Volume									
	Hole Depth									
<b>Color:</b>										
<b>Principal Uses:</b> Secondary charge in detonators (ref i), and in blasting caps designed to be initiated by a fuse (ref j)										
<b>Fragment Velocity: ft/sec</b> At 9 ft At 25½ ft Density, gm/cc	<b>Method of Loading:</b> Pressed									
	<b>Loading Density: gm/cc</b>									
<b>Blast (Relative to TNT):</b>  <b>Air:</b> Peak Pressure Impulse Energy  <b>Air, Confined:</b> Impulse  <b>Under Water:</b> Peak Pressure Impulse Energy  <b>Underground:</b> Peak Pressure Impulse Energy	<b>Storage:</b>  Method: Dry  Hazard Class (Quantity-Distance): Class 9  Compatibility Group  Exudation: None									
	<b>65.5°C KI Test:</b>  Minutes: 6									
	<b>Heat of: (e, f, g)</b>  Combustion, cal/gm 1515 1525 Explosio., cal/gm 1390 1454 1468 1520 Formation, cal/cm 337 345 366									

Mannitol Hexanitrate (Nitromannite)

AMCP 766-177

Solubility:

- a. Insoluble in water.
- b. Slightly soluble in cold alcohol (2.9 gm at 13°C).
- c. Slightly soluble in ether (4 gm at 9°C).
- d. Very soluble in hot alcohol.

Preparation: (Laboratory Method) (k)

- a. Cool to below 0°C, 50 gm of 98%-100% nitric acid placed in a 300 milliliter Erlenmeyer Pyrex flask provided with a thermometer and immersed in an ice-salt mixture.
- b. Introduce in small portions, 10 gm of d-mannitol, while swirling the flask to break up any lumps of mannite which might form. Keep the temperature below 0°C.
- c. After solution is complete, add 100 gm of concentrated sulfuric acid from a dropping funnel, swirling the flask in an ice-salt mixture to keep the temperature below 0°C.
- d. Filter the resulting porridge-like slurry through a filter paper previously hardened by treatment with mixed acid.
- e. Rinse the precipitate directly on the filter with water followed by dilute aqueous sodium carbonate and finally with water. (The resulting crude mannitol hexanitrate gives 16.2% N as determined by the nitrometer.)
- f. Dissolve the crude mannitol hexanitrate in boiling alcohol and filter through a water-heated funnel.
- g. Bring the filtrate to boiling and gradually add hot water until the appearance of the first turbidity.
- h. Cool in an ice-salt bath, separate and dry the crystals. (Yield should be about 23 gm of material, melting at 112°-113°C and having 18.58% N, the nitrogen being determined by the nitrometer. Theoretical yield would be 24.8 gm.)

Origin:

Mannitol hexanitrate was discovered in 1847 by Ascanio Sobrero who recommended it as a substitute for mercury fulminate in percussion caps (Comp rend. 1847. 121). It is the hexanitric ester of d-mannitol which is widely distributed in nature, particularly in the plant *Fraxinus ornus*. N. Sokoloff, a Russian chemist, investigated the explosive properties of it and recommended in 1878 a method of preparation. Mannitol hexanitrate was thoroughly studied by Berthelot, Sarrau and Vieille. Dumont, Menard, Strecker, Tichanowich (Ph. Naoum, Nitroglycerin and Nitroglycerin Explosives, Baltimore, 1928, pp. 156, 247-250), and particularly by J. H. Wigner (Ber 36, 796 (1903)). More recent data have been reviewed by Guastalla and Racciu ("Modern Explosives," Industria Chimica 8, 1093-1102 (1933)).

References:<sup>42</sup>

- (a) G. C. Hale, Abstract of Available Information on the Preparation and Explosive Properties of Hexanitromannite, PA Special Report No. 238, 30 July 1925.

<sup>42</sup>See footnote 1, page 10.

AMCP 706-177

Mannitol Hexanitrate (Nitromannite)

- (b) C. A. Taylor and W. H. Rinckenbach, "Sensitiveness of Detonating Compounds to Frictional Impact, Impact, and Heat," J. Frank Inst 204, 369-76 (1927).
- (c) Ph. Maum, Z ges Schiess - Sprengstoffv (Munich), pp. 181, 229, 267 (27 June 1932).
- (d) H. Kast, Z angew Chem, 36, 74 (1923).
- (e) A. Schmidt, Z ges Schiess - Sprengstoffv 29, 262, (1934).  
Landolt and Börnstein, E III, p. 2914.
- (f) A. Marshall, Explosives, Their Manufacture, Properties, Tests, and History, Vol III, London (1932) p. 39. Ph. Maum, Nitroglycerin and Nitroglycerin Explosives, Baltimore, (1928), pp. 156, 247-250.
- (g) A. Schmidt, Z ges Schiess - Sprengstoffv 29, 262 (1934) G. Fleury, L. Brisson and P. Hoete, "Structure and Stability of Nitric Esters," Comp rend 224, 1016-18 (1947).  
W. R. Tomlinson, Jr., Fundamental Properties of High Explosives. Thermodynamic Relations for Use in the Estimation of Explosive Properties, PATR No. 1651, 22 April 1947.
- (h) Sarran and Vielle, Mém poudr 2, 161 (1884-1889).
- (i) L. von Hertz, U. S. Patent 1,878,652 (20 September 1932).
- (j) L. A. Burrows, U. S. Patent 2,427,899 (23 September 1947).
- (k) B. T. Fedoroff, Handbook of Explosives and Related Items, Picatinny Arsenal (unpublished).
- (l) O. E. Sheffield, Literature Survey on Mannitol Hexanitrate, PA Chemical Research Laboratory Report No. 52-TM-16, 23 January 1952.
- (m) Also see the following Picatinny Arsenal Technical Reports on Mannitol Hexanitrate:

<u>2</u>	<u>4</u>	<u>2</u>	<u>6</u>
1352	24 64	85	6



Mercury Fulminate

AMCP 706-177

<b>Composition:</b> % C 8.4 N 9.8 O 11.2 Hg 70.6 C/H Ratio		<b>Molecular Weight:</b> (HgC <sub>2</sub> N <sub>2</sub> O <sub>2</sub> ) 285
		<b>Oxygen Balance:</b> CO <sub>2</sub> % -17 CO % -5.5
		<b>Density:</b> gm/cc Crystal 4.43
		<b>Melting Point:</b> °C Decomposes
		<b>Freezing Point:</b> °C
<b>Impact Sensitivity, 2 Kg Wt:</b> Bureau of Mines Apparatus, cm 5; (1 kg wt) 35 Sample Wt 20 mg Picotiny Arsenal Apparatus, in. 2; (1 lb wt) 4 Sample Wt, mg 30	<b>Boiling Point:</b> °C	
<b>Friction Pendulum Test:</b> Steel Shoe Explodes Fiber Shoe Explodes	<b>Refractive Index, n<sub>D</sub><sup>20</sup></b> n <sub>D</sub> <sup>20</sup> n <sub>D</sub> <sup>20</sup>	
<b>Rifle Bullet Impact Test:</b> Trials Explosions % Partial Burned Unaffected	<b>Vacuum Stability Test:</b> cc/40 Hrs, at 90°C 100°C Explodes 120°C 135°C 150°C	
<b>Explosion Temperature:</b> °C Seconds, 0.1 (no cap used) 263 1 239 5 Explodes 210 10 199 15 194 20 190	<b>200 Gram Bomb Soud Test:</b> Sand, gm Black powder fuse 23.4	
<b>75°C International Heat Test:</b> % Loss in 48 Hrs 0.18	<b>Sensitivity to Initiation:</b> Minimum Detonating Charge, gm Mercury Fulminate Lead Azide Tetryl	
<b>100°C Heat Test:</b> Exploded in 16 hours % Loss, 1st 48 Hrs % Loss, 2nd 48 Hrs Explosion in 100 Hrs	<b>Ballistic Mortar, % TNT:</b>	
<b>Flammability Index:</b>	<b>Trouz Test, % TNT: (a)</b> 51	
<b>Hygroscopicity:</b> % 30°C, 90% RH 0.02	<b>Plate Dent Test:</b> Method Condition Confined Density, gm/cc Brisance, % TNT	
<b>Volatility:</b>	<b>Detonation Rate:</b> Confinement Condition Pressed Charge Diameter, in. Density, gm/cc 2.0 3.0 4.0 Rate, meters/second 3500 4250 5000	

AMCP 706-177

Mercury Fulminate

<b>Fragmentation Test:</b>  <b>98 mm HE, M71 Projectile, Lot WC-91:</b> Density, gm/cc Charge Wt, lb  <b>Total No. of Fragments:</b> For TNT For Subject HE  <b>3 inch HE, M42A1 Projectile, Lot KC-5:</b> Density, gm/cc Charge Wt, lb  <b>Total No. of Fragments:</b> For TNT For Subject HE	<b>Shaped Charge Effectiveness, TNT = 100:</b>  <table border="0"> <tr> <td></td> <td>Glass Cones</td> <td>Steel Cones</td> </tr> <tr> <td>Hole Volume</td> <td></td> <td></td> </tr> <tr> <td>Hole Depth</td> <td></td> <td></td> </tr> </table>		Glass Cones	Steel Cones	Hole Volume			Hole Depth																	
		Glass Cones	Steel Cones																						
	Hole Volume																								
	Hole Depth																								
<b>Color:</b> White to gray																									
<b>Principal Use:</b> Detonators and ingredient of priming compositions																									
<b>Method of Loading:</b> <table border="0"> <tr> <td></td> <td colspan="6">psi x 10<sup>3</sup></td> </tr> <tr> <td></td> <td>3</td> <td>5</td> <td>10</td> <td>12</td> <td>15</td> <td>20</td> </tr> <tr> <td></td> <td>3.00</td> <td>3.20</td> <td>3.60</td> <td>3.70</td> <td>3.82</td> <td>4.00</td> </tr> </table>		psi x 10 <sup>3</sup>							3	5	10	12	15	20		3.00	3.20	3.60	3.70	3.82	4.00				
	psi x 10 <sup>3</sup>																								
	3	5	10	12	15	20																			
	3.00	3.20	3.60	3.70	3.82	4.00																			
<b>Fragment Velocity: ft/sec</b> At 9 ft At 25½ ft Density, gm/cc	<b>Leading Density: gm/cc</b>																								
<b>Blast (Relative to TNT):</b>  <b>Air:</b> Peak Pressure Impulse Energy  <b>Air, Confined:</b> Impulse  <b>Under Water:</b> Peak Pressure Impulse Energy  <b>Underground:</b> Peak Pressure Impulse Energy	<b>Storage:</b>  Method: Wet  Hazard Class (Quantity-Distance): Class 9  Compatibility Group: Group M (wet)  Exudation: None																								
	<b>Stab Sensitivity:</b> <table border="0"> <tr> <td>Density</td> <td colspan="3">Firing Point (inch-ounces)</td> </tr> <tr> <td>gm/cc</td> <td>0%</td> <td>50%</td> <td>100%</td> </tr> <tr> <td>3.91</td> <td>3.2</td> <td>4.3</td> <td>5.5</td> </tr> <tr> <td>4.26</td> <td>1.6</td> <td>2.6</td> <td>5.5</td> </tr> <tr> <td>4.32</td> <td>1.6</td> <td>2.6</td> <td>4.0</td> </tr> <tr> <td>4.50</td> <td>1.6</td> <td>2.5</td> <td>4.0</td> </tr> </table>	Density	Firing Point (inch-ounces)			gm/cc	0%	50%	100%	3.91	3.2	4.3	5.5	4.26	1.6	2.6	5.5	4.32	1.6	2.6	4.0	4.50	1.6	2.5	4.0
Density	Firing Point (inch-ounces)																								
gm/cc	0%	50%	100%																						
3.91	3.2	4.3	5.5																						
4.26	1.6	2.6	5.5																						
4.32	1.6	2.6	4.0																						
4.50	1.6	2.5	4.0																						
	<b>Activation Energy:</b> kcal/mi: 29.81 Induction Period, sec: 0.5-10																								
	<b>Heat of:</b> Combustion, cal/gm: 938 Explosion, cal/gm: 427 Gas Volume, cc/gm: 243 Formation, cal/gm: -226																								
	<b>Specific Heat: cal/gm/°C</b> : 1.1																								
	<b>Thermal Conductivity:</b> cal/sec/cm/°C: 1 x 10 <sup>-4</sup>																								

AMCP 706-177

Mercury Fulminate

Initiating Efficiency; Grams Required to Give Complete Initiation of:

	<u>Fulminate, gm</u>
TNT	0.25
Tetryl	0.20
RDX	0.19
PETN	0.17

Compatibility with Metals:

Dry: Reacts rapidly with aluminum and magnesium. Reacts slowly with copper, zinc, brass and bronze. Iron and steel are not affected.

Wet: Reacts immediately with aluminum and magnesium. Reacts rapidly with copper, zinc, brass and bronze. Iron and steel are not affected.

Sensitivity to Static Discharge, Joules: (b) 0.025

The Effect of Storage at 50°C (Dry) on the Purity of Mercury Fulminate

<u>Months Storage</u>	<u>Recrystallized Lots</u>				<u>Uncrystallized Lots</u>	
	<u>979</u>	<u>980</u>	<u>981</u>	<u>982</u>	<u>505.6-7/31</u>	<u>505.3-5/11</u>
0	99.75	99.77	99.79	99.79	98.86	
4						98.7
6	99.38	99.45	99.54	99.47	95.95	98.7
8						97.4
9					94.95	
10						94.9
12	98.74	99.56	97.49	99.06	90.65	
13	98.26			98.79		
14	98.22					
15	97.52	99.30	99.30	98.19	83.76	
16	97.00		99.01	97.75		
17	95.70	98.66		96.69		
18	94.81	98.58	98.45	97.90	79.99	
23					74.52	
26					63.80	

Chemistry:

Mercuric fulminate readily decomposes in the presence of aqueous solutions, chlorides, carbonate and many other materials. Due to the presence of small amounts of mercury, formed by exposure to light or elevated temperatures, it readily forms amalgams with copper, brass and bronze, thus components containing these metals must be protectively coated if used with fulminate.

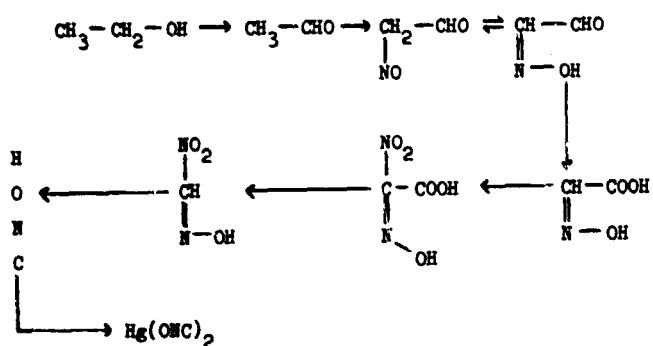
Solubility, Grams of Mercury Fulminate in 100 Grams of Water (%):

<u>°C</u>	<u>%</u>
12	0.07
49	0.12

AMCP 706-177

Mercury FulminatePreparation:

(Chemistry of Powder and Explosives, Davis)



Five gm mercury is dissolved in 25 cc of nitric acid (sp gr 1.42) without agitation, and this solution poured into 50 cc of 90% ethyl alcohol, resulting in a vigorous reaction, attended by evolution of white fumes and subsequent appearance of fulminate crystals. Red fumes then appear as precipitation of the product accelerates, and then white fumes again are evolved as the reaction moderates. After about 20 minutes the reaction is over; water is added, and the crystals are repeatedly washed, by decantation, with water to remove all acidity. The product is purified, rendered white, by solution in strong ammonium hydroxide, followed by reprecipitation with 30% acetic acid.

Origin:

Mercury fulminate was first prepared by John K. von Lowenstern (1630-1703) and in 1800 its preparation and properties were first described in detail by Edward Howard in a paper presented to the Royal Society of London (*Phil Trans*, 204 (1800)). It was 1867 before the compound was used as an initiating agent, when Alfred Nobel invented the blasting cap and used mercury fulminate to detonate nitroglycerin (British Patent 1345 (1867)).

Destruction by Chemical Decomposition:

Mercury fulminate is decomposed by adding it, while stirring, to at least 10 times its weight of 20% sodium thiosulfate. Some poisonous cyanogen gas may be evolved.

References:<sup>43</sup>

- (a) Ph. Nacum - *Z ges Schiess-Sprengstoffw* (Munich), pp. 181, 229, 267 (27 June 1932).
- (b) F. W. Brown, D. H. Kusler, and F. C. Gibson, Sensitivity of Explosives to Initiation by Electrostatic Discharges, U. S. Dept of Int, Bureau of Mines, RI 3852, 1946.

<sup>43</sup>See footnote 1, page 10.

7

Mercury Fulminate

AMCP 706-177

(c) Also see the following Picatinny Arsenal Technical Reports on Mercury Fulminate:

<u>0</u>	<u>1</u>	<u>2</u>	<u>3</u>	<u>4</u>	<u>5</u>	<u>6</u>	<u>7</u>	<u>8</u>	<u>9</u>
250	301	132	23	144	65	266	277	28	199
480	381	452	203	294	105	366	297	78	609
510	561	522	393	534	255	556	407	278	749
550	1651	582	433	624	285	566	537	318	849
610		782	833	694	365	866	567	788	999
660		882	1183	784	415	986	637	1838	1079
760		932	1393	874	425	1316	857		1389
1220		1192	2093	1104	1325	1486	1737		2179
1450		1352			1365	1556			
		1372				2146			
		1722							
		2032							

AMCP 706-177 Metriol Trinitrate (MTN) Liquid (or Trimethylolethane Trinitrate)

<b>Composition:</b> % C 23.5 H 3.5 N 16.6 O 56.4 C/H Ratio 0.150		$  \begin{array}{c}  \text{O}_2\text{NO}-\text{CH}_2 \\  \text{O}_2\text{NO}-\text{CH}_2 \\  \text{O}_2\text{NO}-\text{CH}_2 \\  \diagup \quad \diagdown \quad \diagdown \\  \text{C}-\text{CH}_3  \end{array}  $		<b>Molecular Weight:</b> (C <sub>3</sub> H <sub>9</sub> N <sub>3</sub> O <sub>9</sub> ) 255	
		<b>Oxyge Balance:</b> CO <sub>2</sub> % -35 CO % -3			
		<b>Density:</b> gm/cc Liquid 1.47			
		<b>Melting Point:</b> °C -3			
		<b>Freezing Point:</b> °C			
<b>Impact Sensitivity, 2 Kg Wt:</b> Bureau of Mines Apparatus, cm 47; (1 lb wt) 4 Sample Wt 20 mg Picatinny Arsenal Apparatus, in. 20 Sample Wt, mg		<b>Boiling Point:</b> °C			
		<b>Refractive Index,</b> n <sub>D</sub> <sup>20</sup> n <sub>D</sub> <sup>25</sup> n <sub>D</sub> <sup>30</sup> 1.4752			
<b>Friction Pendulum Test:</b> Steel Shoe Explodes Fiber Shoe		<b>Vacuum Stability Test:</b> cc/40 Hrs, at 90°C 100°C cc/gm 1.9 120°C 135°C 150°C			
<b>Rifle Bullet Impact Test:</b> Trials % Explosions Partial Burned Unaffected		<b>200 Gram Bomb Sand Test:</b> Sand, gm 43.7			
<b>Explosion Temperature:</b> °C Seconds, 0.1 (no cap used) 1 5 Ignites 235 10 15 20		<b>Sensitivity to Initiation:</b> Minimum Detonating Charge, gm Mercury Fulminate Lead Azide Tetryl			
		<b>Ballistic Mortar, % TNT:</b> (a) 136			
		<b>Trouz Test, % TNT:</b> (b) 140			
<b>75°C International Heat Test:</b> % Loss in 48 Hrs		<b>Plate Dent Test:</b> Method Condition Confined Density, gm/cc Brisance, % TNT			
<b>100°C Heat Test:</b> % Loss, 1st 48 Hrs 2.5 % Loss, 2nd 48 Hrs 1.8 Explosion in 100 Hrs None		<b>Detonation Rate:</b> Confinement Condition Charge Diameter, in. Density, gm/cc Rate, meters/second			
<b>Flammability Index:</b>					
<b>Hygroscopicity:</b> % 30°C, 90% RH 0.07					
<b>Volatility:</b> 60°C, mg/cm <sup>2</sup> /hr 24					

Metrico Trinitrate (MTN) Liquid

AMCP 706-177

<b>Fragmentation Test:</b>  <b>76 mm HE, M71 Projectile, Lot WC-91:</b> Density, gm/cc Charge Wt, lb  <b>Total No. of Fragments:</b> For TNT For Subject HE  <b>3 inch HE, M42A1 Projectile, Lot KC-5:</b> Density, gm/cc Charge Wt, lb  <b>Total No. of Fragments:</b> For TNT For Subject HE	<b>Shaped Charge Effectiveness, TNT = 100:</b>  <table border="0"> <tr> <td></td> <td>Glass Cones</td> <td>Steel Cones</td> </tr> <tr> <td>Hole Volume</td> <td></td> <td></td> </tr> <tr> <td>Hole Depth</td> <td></td> <td></td> </tr> </table>		Glass Cones	Steel Cones	Hole Volume			Hole Depth		
		Glass Cones	Steel Cones							
	Hole Volume									
	Hole Depth									
<b>Color:</b> Oily, slightly turbid										
<b>Principal Uses:</b> Ingredient of rocket and double base propellants										
<b>Fragment Velocity: ft/sec</b> At 9 ft At 25½ ft Density, gm/cc	<b>Method of Loading:</b>									
	<b>Loading Density: gm/cc</b>									
<b>Blast (Relative to TNT):</b>  <b>Air:</b> Peak Pressure Impulse Energy  <b>Air, Confined:</b> Impulse  <b>Under Water:</b> Peak Pressure Impulse Energy  <b>Underground:</b> Peak Pressure Impulse Energy	<b>Storage:</b>  Method Liquid  Hazard Class (Quantity-Distance)  Compatibility Group  Exclusion									
	<b>Solubility in Water, gm/100 gm, at:</b>  <table border="0"> <tr> <td>25°C</td> <td>&lt; 0.015</td> </tr> <tr> <td>60°C</td> <td>&lt; 0.015</td> </tr> </table>	25°C	< 0.015	60°C	< 0.015					
	25°C	< 0.015								
	60°C	< 0.015								
<b>Heat of:</b>  Combustion, cal/gm 2642										
<b>Hydrolysis, % Acid:</b>  <table border="0"> <tr> <td>10 days at 22°C</td> <td>0.018</td> </tr> <tr> <td>5 days at 60°C</td> <td>0.115</td> </tr> </table>	10 days at 22°C	0.018	5 days at 60°C	0.115						
10 days at 22°C	0.018									
5 days at 60°C	0.115									

AMCP 706-177

Metriol Trinitrate (MIN) LiquidPreparation:

Metriol (trimethylolmethane) is obtained by the following procedure, based on work by Rosseus (Annalen 276, 76 (1893):

Into a 5 liter round bottom flask is weighed 2700 gms of water. To this are added 267 gms of 36% formaldehyde and 60 gms of propionaldehyde. The mixture is stirred for a few seconds. To the mixture is added 150 gms of calcium oxide previously slaked with 600 gms of water. The mixture is heated in boiling water for four hours, and then allowed to cool spontaneously overnight. After filtering off the insoluble calcium hydroxide, the solution is heated and treated with a saturated aqueous solution of oxalic acid to precipitate all the calcium. The precipitated calcium oxalate is filtered off, and the pale-yellow filtrate concentrated as much as possible on the steam bath to a thick lemon-yellow syrup. After dissolving in absolute alcohol, the solution is filtered and concentrated in the steam bath to about twice the volume of the concentrated syrup. The solution is then chilled in a cold box to hasten crystallization. After allowing it to warm up to just above 0°C, the mixture is filtered. The resulting product is not sufficiently pure and is recrystallized from absolute alcohol. The melting point of the product (40.3 gm) is then about 196°C (Rosseus gives 199°C).

Metriol is nitrated by carefully mixing it with 3.5 parts of 65/35 HNO<sub>3</sub>/H<sub>2</sub>SO<sub>4</sub> maintained at 20°C, stirring for 30 minutes, cooling to 5°C, and pouring the reaction mixture on ice. It is extracted with ether, water-washed, and adjusted to pH 7 by shaking with a sodium bicarbonate solution and again water-washed three times. It is then dried with calcium chloride, filtered, and freed of ether by bubbling with dry air until minimal rate of loss in weight is attained. The yield is 88% of the theoretical. The product has a nitrate-nitrogen content of 16.35% (calculated: 16.47%). Its refractive index at 25°C is 1.4752.

Origin:

MIN, according to Italian sources, was first prepared and patented by Bombrini-Parodi-Delfino Company of Italy under the name "metriolo." A German Patent of 1927 also describes the preparation and gives some properties. This compound was known in France before World War II under the name of "Nitropentaglycerin" and Burlot and Thomas determined its heat of combustion (Ref b).

References:<sup>44</sup>

(a) A. H. Blatt, Compilation of Data on Organic Explosives, OSRD Report No. 2014, 29 February 1944.

(b) E. Burlot and M. Thomas, Mém poudr 29, 262 (1939).

(c) Also see the following Picatinny Arsenal Technical Reports on Metriol Trinitrate: 1616 and 1817.

<sup>44</sup>See footnote 1, page 10.



Minol-2

AMCP 706-177

<b>Composition:</b> % Ammonium Nitrate 40 TNT 40 Aluminum 20 C/H Ratio	<b>Molecular Weight:</b> 71
	<b>Oxygen Balance:</b> CO <sub>2</sub> % -38 CO % -20
	<b>Density: gm/cc</b> 1.62-1.68
	<b>Melting Point: °C</b>
	<b>Freezing Point: °C</b>
<b>Impact Sensitivity, 2 Kg Wt:</b> Bureau of Mines Apparatus, cm 35 Sample Wt 20 mg Picatinny Arsenal Apparatus, in. 13 Sample Wt, mg 17	<b>Boiling Point: °C</b>
	<b>Refractive Index, n<sub>D</sub><sup>20</sup></b> n <sub>D</sub> <sup>25</sup> n <sub>D</sub> <sup>30</sup>
	<b>Vacuum Stability Test:</b> cc/40 Hrs, at 90°C 100°C 120°C 2.2 135°C 150°C
<b>Friction Pendulum Test:</b> Steel Shoe Fiber Shoe	<b>200 Grain Bomb Sand Test:</b> Sand, gm
<b>Rifle Bullet Impact Test:</b> Trials % Explosions Partials Burned Unaffected	
<b>Explosion Temperature:</b> °C Seconds, 0.1 (no cap used) 1 5 Ignites 435 10 15 20	<b>Sensitivity to Initiation:</b> Minimum Detonating Charge, gm Mercury Fulminate Lead Azide Tetryl
	<b>Ballistic Mortar, % TNT: (a)</b> 143
	<b>Trawl Test, % TNT: (b)</b> 165
<b>75°C International Heat Test:</b> % Loss in 48 Hrs	<b>Plate Dent Test: (c)</b> Method B Condition Pressed Confined No Density, gm/cc 1.73 Brisance, % TNT 66
	<b>100°C Heat Test:</b> % Loss, 1st 48 Hrs % Loss, 2nd 48 Hrs Explosion in 100 Hrs
<b>Flammability Index:</b> 100	
<b>Hygroscopicity: %</b>	
<b>Volatility:</b>	

AMCP 706-177

Minol-2

<b>Booster Sensitivity Test:</b> Condition (e) Pressed Tetryl, gm 100 Wax, in. for 50% Detonation 1.46 Wax, gm Density, gm/cc 1.74	<b>Decomposition Equation:</b> Oxygen, atoms/sec (Z/sec) Heat, kilocalorie/mole ( $\Delta H$ , kcal/mol) Temperature Range, °C Phase
<b>Heat of:</b> (f) Combustion, cal/gm 3160 Explosion, cal/gm 1620 Gas Volume, cc/gm Formation, cal/gm Fusion, cal/g	<b>Armor Plate Impact Test:</b> (f)  <b>60 mm Mortar Projectile:</b> 50% Inert, Velocity, ft/sec 828 Aluminum Fineness  <b>500-lb General Purpose Bombs:</b>  Plate Thickness, inches 1 1 1/4 1 1/2 1 3/4
<b>Specific Heat:</b> cal/gm/°C At 25°C 0.30 Density, gm/cc 1.74	<b>Bomb Drop Test:</b>  <b>T7, 2000-lb Semi-Armor-Piercing Bomb vs Concrete:</b>  Max Safe Drop, ft  <b>500-lb General Purpose Bomb vs Concrete:</b>  Height, ft Trials Unaffected Low Order High Order  <b>1000-lb General Purpose Bomb vs Concrete:</b>  Height, ft Trials Unaffected Low Order High Order
<b>Burning Rate:</b> cm/sec	
<b>Thermal Conductivity:</b> cal/sec/cm/°C (b) $16.5 \times 10^{-4}$ Density, gm/cc 1.74	
<b>Coefficient of Expansion:</b> Linear, %/°C  Volume, %/°C	
<b>Hardness, Mohs' Scale:</b>	
<b>Young's Modulus:</b> (b) E', dynes/cm <sup>2</sup> $5.03 \times 10^{10}$ E, lb/inch <sup>2</sup> $0.73 \times 10^6$ Density, gm/cc 1.66	
<b>Compressive Strength:</b> lb/inch <sup>2</sup> (b) 1910-2070 Density, gm/cc 1.68	
<b>Vapor Pressure:</b> °C mm Mercury	

Minol-2

AMCP 706-177

<b>Fragmentation Test:</b>  <b>90 mm HE, M71 Projectile, Lot WC-91:</b> Density, gm/cc Charge Wt, lb  <b>Total No. of Fragments:</b> For TNT For Subject HE  <b>3 inch HE, M42A1 Projectile, Lot KC-5:</b> Density, gm/cc Charge Wt, lb  <b>Total No. of Fragments:</b> For TNT For Subject HE	<b>Shaped Charge Effectiveness, TNT = 1.30:</b>  <table style="width:100%; border:none;"> <tr> <td style="width:50%;"></td> <td style="text-align:center;">Glass Cones</td> <td style="text-align:center;">Steel Cones</td> </tr> <tr> <td>Hole Volume</td> <td></td> <td></td> </tr> <tr> <td>Hole Depth</td> <td></td> <td></td> </tr> </table>		Glass Cones	Steel Cones	Hole Volume			Hole Depth		
		Glass Cones	Steel Cones							
	Hole Volume									
	Hole Depth									
	<b>Color:</b>	Gray								
<b>Principal Uses:</b>	Bombs and depth charges									
<b>Method of Loading:</b>	Cast									
<b>Fragment Velocity: ft/sec</b> At 9 ft At 25½ ft Density, gm/cc	<b>Leading Density: gm/cc</b>	1.62-1.68								
<b>Blast (Relative to TNT):</b>  <b>Air:</b> Peak Pressure                    115 Impulse                                116 Energy                                 133  <b>Air, Confined:</b> Impulse                                90  <b>Under Water:</b> Peak Pressure                    108 Impulse                                126 Energy                                 140  <b>Underground:</b> Peak Pressure                    134 Impulse                                139 Energy                                 147	<b>Storage:</b>  <b>Method</b>	Dry								
		<b>Hazard Class (Quantity-Distance)</b>	Class 9							
		<b>Compatibility Group</b>	Group I							
		<b>Exudation</b>								
		<b>Preparation:</b> Minol is a castable mixture consisting of 40 percent TNT, 40 percent ammonium nitrate, and 20 percent powdered aluminum and therefore can be prepared by adding the dry ingredients to molten TNT at 90°C under agitation. Minol also can be prepared by adding 25 parts of aluminum to 100 parts of 50/50 amatol previously prepared.								

AMCP 706-177

Minol-2

Origin:

Minols are British ternary explosives developed during World War II. There are three formulations:

<u>Composition, %:</u>	<u>Minol-1</u>	<u>Minol-2</u>	<u>Minol-3</u>
TNT	48	40	42
Ammonium Nitrate	42	40	38
Aluminum	10	20	20

References:<sup>45</sup>

- (a) L. C. Smith and E. G. Eyster, Physical Testing of Explosives, Part III - Miscellaneous Sensitivity Tests; Performance Tests, OSRD Report No. 5746, 27 December 1945.
- (b) Philip C. Keenan and Dorothy Pipes, Table of Military High Explosives, Second Revision, NAVORD Report No. 87-46, 26 July 1946.
- (c) D. P. MacDougall, Methods of Physical Testing, OSRD Report No. 803, 11 August 1942.
- (d) G. H. Messerly, The Rate of Detonation of Various Explosive Compounds, OSRD Report No. 1219, 22 February 1943.
- M. D. Hurwitz, The Rate of Detonation of Various Compounds and Mixtures, OSRD Report No. 5611, 15 January 1946.
- (e) L. C. Smith and S. R. Walton, A Consideration of RDX/Wax Mixtures as a Substitute for Tetryl in Boosters, NOL Memo 10,303, 15 June 1949.
- (f) Committee of Div 2 and 8, NDRC, Report on HBX and Tritonal, OSRD No. 5406, 31 July 1945.
- (g) W. R. Tomlinson, Jr., Blast Effects of Bomb Explosives, PA Technical Div Lecture, 9 April 1948.
- (h) Also see the following Picatinny Arsenal Technical Reports on Minol-2: 1585 and 1635.

<sup>45</sup>See footnote 1, page 10.

MOX-1

AMCP 706-177

<b>Composition:</b> % Oxidizing agent (Ammonium Perchlorate) 35.0 Aluminum, atomized 26.2 Cupric Oxide ---- Magnesium, atomized 26.2 Other ingredient (Tetryl) 9.7 Calcium Stearate 1.9 Graphite, artificial 1.0 C/H Ratio	<b>Molecular Weight:</b> 40.6	
	<b>Oxygen Balance:</b> CO <sub>2</sub> % -44 CO % -37	
	<b>Density: gm/cc</b> Pressed      2.0	
	<b>Melting Point: °C</b>	
	<b>Freezing Point: °C</b>	
<b>Impact Sensitivity, 2 Kg Wt:</b> Bureau of Mines Apparatus, cm -- Sample Wt 20 mg Picatinny Arsenal Apparatus, in. 13 Sample Wt, mg 22	<b>Boiling Point: °C</b>	
	<b>Refractive Index, n<sub>D</sub><sup>20</sup></b> n <sub>D</sub> <sup>20</sup> n <sub>D</sub> <sup>20</sup>	
	<b>Friction Pendulum Test:</b> Steel Shoe                      Detonates Fiber Shoe                      Unaffected	
<b>Rifle Bullet Impact Test:</b> Trials % Explosions Partial Burned Unaffected	<b>Vacuum Stability Test:</b> cc/40 Hrs, at 90°C                      ---- 100°C                      0.47 120°C 135°C 150°C	
	<b>200 Gram Bomb Sand Test:</b> Sand, gm                      10.6	
	<b>Explosion Temperature: °C</b> Seconds, 0.1 (no cap used) --- 1                      --- 5                      285 10 15 20	
	<b>Sensitivity to Initiation:</b> Minimum Detonating Charge, gm Mercury Fulminate                      ---- Lead Azide                      0.20 Tetryl                      0.25	
	<b>Ballistic Merer, % TNT:</b> <b>Trenzi Test, % TNT:</b>	
<b>75°C International Heat Test:</b> % Loss in 48 Hrs Discoloration, fumes, odor      None	<b>Plate Dent Test:</b> Method Condition Confined Density, gm/cc Brisance, % TNT	
	<b>100°C Heat Test:</b> % Loss, 1st 48 Hrs                      0.10 % Loss, 2nd 48 Hrs                      0.01 Explosion in 100 Hrs                      None	<b>Detonation Rate:</b> Confinement Condition Charge Diameter, in. Density, gm/cc Rate, meters/second
<b>Flammability Index:</b>		
<b>Hygroscopicity: %</b>		
<b>Volatility:</b>		

AMCP 706-177

MOX-1

<b>Fragmentation Test:</b>  <b>90 mm HE, M71 Projectile, Lot WC-91:</b> Density, gm/cc Charge Wt, lb  <b>Total No. of Fragments:</b> For TNT For Subject HE  <b>3 inch HE, M42A1 Projectile, Lot KC-5:</b> Density, gm/cc Charge Wt, lb  <b>Total No. of Fragments:</b> For TNT For Subject HE	<b>Shaped Charge Effectiveness, TNT = 100:</b>  Glass Cones    Steel Cones Hole Volume Hole Depth
	<b>Color:</b> Gray powder mixture
	<b>Principal Uses:</b> Small caliber antiaircraft projectiles
	<b>Method of Loading:</b> Pressed
	<b>Loading Density: gm/cc</b> At 30,000 psi    ~ 2.0
<b>Fragment Velocity: ft/sec</b> At 9 ft At 25½ ft Density, gm/cc	<b>Storage:</b>  <b>Method</b> Dry  <b>Hazard Class (Quantity-Distance)</b> Class 9  <b>Compatibility Group</b> Group I Bureau of Explosives Classification Class A Exudation
<b>Blast (Relative to TNT):</b>  <b>Air:</b> Peak Pressure Impulse Energy  <b>Air, Confined:</b> Impulse  <b>Under Water:</b> Peak Pressure Impulse Energy  <b>Underground:</b> Peak Pressure Impulse Energy	<b>Heat of:</b>  Combustion, cal/gm    4087 Explosion, cal/gm    2087 Gas volume, cc/gm    212  <b>Performance Tests:</b> <u>20 mm T215E1 Projectile:</u>  NFOC Pressure Cube    35 APG Blast Cube    40  <b>Activation Energy:</b>  kcal/mol    12.5 Temp, °C    300 to 380 Time to ignition, seconds $1.78 \times 10^{-4}$

MOX-2B

AMCP 706-177

<b>Composition:</b> % Oxidizing agent (Ammonium Perchlorate) 35.0 Aluminum, atomized 52.4 Cupric Oxide ---- Magnesium, atomized ---- Other ingredients* 9.7 Calcium Stearate 1.9 Graphite, artificial 1.0 *5.8% REX and 3.9% TNT coated on Ammonium perchlorate.	<b>Molecular Weight:</b> 42
	<b>Oxygen Balance:</b> CO <sub>2</sub> % -42 CO % -43
	<b>Density: gm/cc</b> Pressed 2.0
	<b>Melting Point: °C</b>
<b>Impact Sensitivity, 2 Kg Wt:</b> Bureau of Mines Apparatus, cm -- Sample Wt 20 mg Picatinny Arsenal Apparatus, in. 12 Sample Wt, mg 24	<b>Freezing Point: °C</b>
	<b>Boiling Point: °C</b>
	<b>Refractive Index, n<sub>D</sub><sup>20</sup></b> n <sub>D</sub> <sup>20</sup> n <sub>D</sub> <sup>20</sup>
<b>Friction Pendulum Test:</b> Steel Shoe Unaffected Fiber Shoe Unaffected	<b>Vacuum Stability Test:</b> cc/40 Hrs, at 90°C ---- 100°C 0.21 120°C 135°C 150°C
<b>Rifle Bullet Impact Test:</b> Trials % Explosions Partials Burned Unaffected	<b>200 Gram Bomb Sand Test:</b> Sand, gm 11.5
<b>Explosion Temperature: °C</b> Seconds, 0.1 (n. crop used) --- 1 --- 5 375 10 15 20	<b>Sensitivity to Initiation:</b> Minimum Detonating Charge, gm Mercury Fulminate ---- Lead Azide 0.20 Tetryl 0.20
<b>73°C International Heat Test:</b> % Loss in 48 Hrs Discoloration, fumes, odor None	<b>Ballistic Mortar, % TNT:</b>
	<b>Treuzl Test, % TNT:</b>
<b>100°C Heat Test:</b> % Loss, 1st 48 Hrs 0.27 % Loss, 2nd 48 Hrs 0.12 Explosion in 100 Hrs None	<b>Plate Dent Test:</b> Method Condition Confined Density, gm/cc Brisance, % TNT
<b>Flammability Index:</b>	<b>Detonation Rate:</b> Confinement Condition Charge Diameter, in. Density, gm/cc Rate, meters/second
<b>Hygroscopicity: %</b>	
<b>Volatility:</b>	

AMCP 706-177

MOX-2B

<p><b>Fragmentation Test:</b></p> <p><b>90 mm HE, M71 Projectile, Lot WC-91:</b>                  Density, gm/cc                  Charge Wt, lb</p> <p><b>Total No. of Fragments:</b>                  For TNT                  For Subject HE</p> <p><b>3 inch HE, M42A1 Projectile, Lot KC-5:</b>                  Density, gm/cc                  Charge Wt, lb</p> <p><b>Total No. of Fragments:</b>                  For TNT                  For Subject HE</p>	<p><b>Shaped Charge Effectiveness, TNT = 100:</b></p> <table style="width: 100%; border-collapse: collapse;"> <tr> <td style="width: 50%;"></td> <td style="width: 25%; text-align: center;">Glass Cones</td> <td style="width: 25%; text-align: center;">Steel Cones</td> </tr> <tr> <td>Hole Volume</td> <td></td> <td></td> </tr> <tr> <td>Hole Depth</td> <td></td> <td></td> </tr> </table> <p><b>Color:</b> Gray</p> <p><b>Principal Uses:</b> HE filler for small caliber projectiles</p> <p><b>Method of Loading:</b> Pressed</p> <p><b>Loading Density: gm/cc</b> 2.0</p>		Glass Cones	Steel Cones	Hole Volume			Hole Depth																																																																												
	Glass Cones	Steel Cones																																																																																		
Hole Volume																																																																																				
Hole Depth																																																																																				
<p><b>Fragment Velocity: ft/sec</b>                  At 9 ft                  At 25½ ft                  Density, gm/cc</p>	<p><b>Storage:</b></p> <p><b>Method</b> Dry</p> <p><b>Hazard Class (Quantity-Distance)</b> Class 9</p> <p><b>Compatibility Group</b> Group I                  Bureau of Explosives Class A</p> <p><b>Exudation</b> None</p>																																																																																			
<p><b>Blast (Relative to TNT):</b></p> <table style="width: 100%; border-collapse: collapse;"> <tr> <td style="width: 30%;"><b>Air, Bare Charge:</b></td> <td style="width: 15%; text-align: center;"><u>EW*</u></td> <td style="width: 15%; text-align: center;"><u>EV*</u></td> <td style="width: 30%;"></td> </tr> <tr> <td>Peak Pressure</td> <td style="text-align: center;">1.02</td> <td style="text-align: center;">1.34</td> <td></td> </tr> <tr> <td>Impulse</td> <td style="text-align: center;">1.08</td> <td style="text-align: center;">1.41</td> <td></td> </tr> <tr> <td>Energy</td> <td></td> <td></td> <td></td> </tr> <tr> <td>Density, gm/cc</td> <td></td> <td style="text-align: center;">1.96</td> <td></td> </tr> <tr> <td><b>Air, Confined:</b></td> <td></td> <td></td> <td></td> </tr> <tr> <td>Impulse</td> <td></td> <td></td> <td></td> </tr> <tr> <td><b>Case Charge in Air:**</b></td> <td></td> <td></td> <td></td> </tr> <tr> <td>Peak Pressure</td> <td style="text-align: center;">1.09</td> <td style="text-align: center;">1.44</td> <td></td> </tr> <tr> <td>Impulse</td> <td style="text-align: center;">1.16</td> <td style="text-align: center;">1.53</td> <td></td> </tr> <tr> <td>Energy</td> <td style="text-align: center;">----</td> <td style="text-align: center;">----</td> <td></td> </tr> <tr> <td>Density, gm/cc</td> <td></td> <td style="text-align: center;">1.98</td> <td></td> </tr> <tr> <td><b>Underground:</b></td> <td></td> <td></td> <td></td> </tr> <tr> <td>Peak Pressure</td> <td></td> <td></td> <td></td> </tr> <tr> <td>Impulse</td> <td></td> <td></td> <td></td> </tr> <tr> <td>Energy</td> <td></td> <td></td> <td></td> </tr> </table> <p>*EW, equivalent weight as compared to TNT;                  Ev, equivalent volume as compared to TNT.</p> <p>**Strong paper-base phenolic case.</p>	<b>Air, Bare Charge:</b>	<u>EW*</u>	<u>EV*</u>		Peak Pressure	1.02	1.34		Impulse	1.08	1.41		Energy				Density, gm/cc		1.96		<b>Air, Confined:</b>				Impulse				<b>Case Charge in Air:**</b>				Peak Pressure	1.09	1.44		Impulse	1.16	1.53		Energy	----	----		Density, gm/cc		1.98		<b>Underground:</b>				Peak Pressure				Impulse				Energy				<p><b>Heat of:</b></p> <table style="width: 100%; border-collapse: collapse;"> <tr> <td style="width: 70%;">Combustion, cal/gm</td> <td style="text-align: right;">4.84</td> </tr> <tr> <td>Explosion, cal/gm</td> <td style="text-align: right;">14.7</td> </tr> <tr> <td>Gas volume, cc/gm</td> <td style="text-align: right;">22.</td> </tr> </table> <p><b>Performance Tests:</b>  <u>20 mm T215E1 Projectile:</u></p> <table style="width: 100%; border-collapse: collapse;"> <tr> <td style="width: 70%;">NFOC Pressure Cube</td> <td style="text-align: right;">29</td> </tr> <tr> <td>APG Blast Cube</td> <td style="text-align: right;">30</td> </tr> </table> <p><b>Aviation Energy:</b></p> <table style="width: 100%; border-collapse: collapse;"> <tr> <td style="width: 50%;">kcal/mol</td> <td style="width: 20%;"></td> <td style="width: 30%; text-align: right;">7.6</td> </tr> <tr> <td>Temp, °C</td> <td></td> <td style="text-align: right;">340 to 470</td> </tr> <tr> <td>Time to ignition, seconds</td> <td></td> <td style="text-align: right;">1.39 x 10<sup>-2</sup></td> </tr> </table>	Combustion, cal/gm	4.84	Explosion, cal/gm	14.7	Gas volume, cc/gm	22.	NFOC Pressure Cube	29	APG Blast Cube	30	kcal/mol		7.6	Temp, °C		340 to 470	Time to ignition, seconds		1.39 x 10 <sup>-2</sup>
<b>Air, Bare Charge:</b>	<u>EW*</u>	<u>EV*</u>																																																																																		
Peak Pressure	1.02	1.34																																																																																		
Impulse	1.08	1.41																																																																																		
Energy																																																																																				
Density, gm/cc		1.96																																																																																		
<b>Air, Confined:</b>																																																																																				
Impulse																																																																																				
<b>Case Charge in Air:**</b>																																																																																				
Peak Pressure	1.09	1.44																																																																																		
Impulse	1.16	1.53																																																																																		
Energy	----	----																																																																																		
Density, gm/cc		1.98																																																																																		
<b>Underground:</b>																																																																																				
Peak Pressure																																																																																				
Impulse																																																																																				
Energy																																																																																				
Combustion, cal/gm	4.84																																																																																			
Explosion, cal/gm	14.7																																																																																			
Gas volume, cc/gm	22.																																																																																			
NFOC Pressure Cube	29																																																																																			
APG Blast Cube	30																																																																																			
kcal/mol		7.6																																																																																		
Temp, °C		340 to 470																																																																																		
Time to ignition, seconds		1.39 x 10 <sup>-2</sup>																																																																																		



MOX-2B

AMCP 700-177

Effect of Altitude, Charge Diameter and Degree of Confinement on Detonation Velocity\*  
(Reference g)

Simulated Altitude, Feet	One-Inch Column		Two-Inch Column	
	Confined	Unconfined	Confined	Unconfined
	m/s	m/s	m/s	m/s
Ground			4730	
30,000	Charge would not propagate detonation.		4530(3)	Charge would not propagate detonation.
60,000			4430	
90,000			4290	
Average			4495	

\*Confined charge in 1/4" steel tube. AISI 1015 seamless, 1" diameter 18" long, and 2" diameter 7" long. All means were determined from sets of five values unless otherwise indicated by ( ). A 26 gm tetryl booster was used to initiate each charge.

Average Fragment Velocity at Various Altitudes\* (g)

Explosive	Charge Diameter, Inches	Simulated Altitude, Feet			
		Ground	30,000	60,000	90,000
		m/s	m/s	m/s	m/s
MOX-2B, density, gm/cc 207	1	2012	**	**	**
	2	3314	3351	3247	**

\*Outside diameter 2.54"; inside diameter 2.04"; length 7".

\*\*Charge would not propagate detonation.

AMCP 706-177

MOX-3B

<b>Composition:</b> % Oxidizing agent (Potassium Nitrate) 18 Aluminum, atomized 50 Cupric Oxide -- Magnesium, atomized -- Other ingredients* 32 Calcium Stearate** 2.0 Graphite, artificial** 1.0 *29.1% RDX, 0.9% wax, and 2.0% TNT. **Per cent added.		<b>Molecular Weight:</b> 45.6	
		<b>Oxygen Balance:</b> CO <sub>2</sub> % -52 CO % -43	
		<b>Density: gm/cc</b> Pressed      2.0	
		<b>Melting Point: °C</b>	
		<b>Freezing Point: °C</b>	
<b>Impact Sensitivity, 2 Kg Wt:</b> Bureau of Mines Apparatus, cm -- Sample Wt 20 mg Picatinny Arsenal Apparatus, in. 17 Sample Wt, mg 24		<b>Boiling Point: °C</b>	
		<b>Refractive Index, n<sub>D</sub><sup>20</sup></b> n <sub>D</sub> <sup>20</sup> n <sub>D</sub> <sup>25</sup>	
<b>Friction Pendulum Test:</b> Steel Shoe                      Unaffected Fiber Shoe                      Unaffected		<b>Vacuum Stability Test:</b> cc/40 Hrs, at 90°C                                      ---- 100°C                                      0.57 120°C 135°C 150°C	
<b>Rifle Bullet Impact Test:</b> Trials % Explosions Partial Burned Unaffected		<b>200 Gram Bomb Sand Test:</b> Sand, gm                              33.2	
<b>Explosion Temperature:</b> °C Seconds, 0.1 (no cap used) --- 1    --- 5    540 10 15 20		<b>Sensitivity to Initiation:</b> Minimum Detonating Charge, gm Mercury Fulminate                      ---- Lead Azide                                      0.20 Tetryl    0.15	
		<b>Ball-: Mortar, % TNT:</b>	
		<b>Tressel Test, % TNT:</b>	
<b>75°C International Heat Test:</b> % Loss in 48 Hrs Discoloration, fumes, odor      None		<b>Plate Dent Test:</b> Method Condition Confined Density, gm/cc Brisance, % TNT	
<b>100°C Heat Test:</b> % Loss, 1st 48 Hrs                      0.35 % Loss, 2nd 48 Hrs                      0.13 Explosion in 100 Hrs                      None		<b>Detonation Rate:</b> Confinement Condition Charge Diameter, in. Density, gm/cc Rate, meters/second	
<b>Flammability Index:</b>			
<b>Hygroscopicity: %</b>			
<b>Volatility:</b>			

MOX-3B

AMCP 706-177

<b>Fragmentation Test:</b>  <b>90 mm HE, M71 Projectile, Lot WC-91:</b> Density, gm/cc Charge Wt, lb  <b>Total No. of Fragments:</b> For TNT For Subject HE  <b>3 inch HE, M42A1 Projectile, Lot KC-5:</b> Density, gm/cc Charge Wt, lb  <b>Total No. of Fragments:</b> For TNT For Subject HE	<b>Shaped Charge Effectiveness, TNT = 100:</b>  <table style="width: 100%; border: none;"> <tr> <td style="text-align: center;">Glass Cones</td> <td style="text-align: center;">Steel Cones</td> </tr> <tr> <td>Hole Volume</td> <td></td> </tr> <tr> <td>Hole Depth</td> <td></td> </tr> </table>	Glass Cones	Steel Cones	Hole Volume		Hole Depth			
	Glass Cones	Steel Cones							
	Hole Volume								
	Hole Depth								
<b>Color:</b> Gray powder mixture									
<b>Principal Uses:</b> Small caliber antiaircraft projectiles									
<b>Method of Loading:</b> Pressed									
<b>Fragment Velocity: ft/sec</b> At 9 ft At 25½ ft <b>Densit, gm/cc</b>	<b>Loading Density: gm/cc</b> At 30,000 psi ~ 2.0								
<b>Blast (Relative to TNT):</b>  <b>Air:</b> Peak Pressure Impulse Energy  <b>Air, Confined:</b> Impulse  <b>Under Water:</b> Peak Pressure Impulse Energy  <b>Underground:</b> Peak Pressure Impulse Energy	<b>Storage:</b>  <table style="width: 100%; border: none;"> <tr> <td>Method</td> <td>Dry</td> </tr> <tr> <td>Hazard Class (Quantity-Distance)</td> <td>Class 9</td> </tr> <tr> <td>Compatibility Group</td> <td>Group I</td> </tr> <tr> <td colspan="2" style="text-align: center;">Bureau of Explosives Class A</td> </tr> </table>	Method	Dry	Hazard Class (Quantity-Distance)	Class 9	Compatibility Group	Group I	Bureau of Explosives Class A	
	Method	Dry							
	Hazard Class (Quantity-Distance)	Class 9							
	Compatibility Group	Group I							
Bureau of Explosives Class A									
<b>Heat of:</b>  <table style="width: 100%; border: none;"> <tr> <td>Combustion, cal/gm</td> <td>4331</td> </tr> <tr> <td>Explosion, cal/gm</td> <td>980</td> </tr> <tr> <td>Gas volume, cc/gm</td> <td>232</td> </tr> </table>	Combustion, cal/gm	4331	Explosion, cal/gm	980	Gas volume, cc/gm	232			
Combustion, cal/gm	4331								
Explosion, cal/gm	980								
Gas volume, cc/gm	232								
<b>Performance Tests:</b> <b>20 mm T215E1 Projectile:</b>  <table style="width: 100%; border: none;"> <tr> <td>NFOC Pressure Cube</td> <td>37</td> </tr> <tr> <td>APG Blast Cube</td> <td>52</td> </tr> </table>	NFOC Pressure Cube	37	APG Blast Cube	52					
NFOC Pressure Cube	37								
APG Blast Cube	52								
<b>Activation Energy:</b>  <table style="width: 100%; border: none;"> <tr> <td>kcal/mol</td> <td rowspan="3" style="vertical-align: top;">Values not included due to erratic ignition under conditions of test.</td> </tr> <tr> <td>Temp, °C</td> </tr> <tr> <td>Time to ignition, seconds</td> </tr> </table>	kcal/mol	Values not included due to erratic ignition under conditions of test.	Temp, °C	Time to ignition, seconds					
kcal/mol	Values not included due to erratic ignition under conditions of test.								
Temp, °C									
Time to ignition, seconds									

AMCP 706-177

MOX-4B

<b>Composition:</b> % Oxidizing agent (Barium Nitrate) 18 Aluminum, atomized 50 Cupric Oxide -- Magnesium, atomized -- Other ingredients* 32 Calcium Stearate** 2.0 Graphite, artificial** 1.0 *29.1% RDX, 0.9% wax, and 2.0% TNT. **Per cent added.	<b>Molecular Weight:</b> 48	
	<b>Oxygen Balance:</b> CO <sub>2</sub> % -53 CO % -43	
<b>Density: g./cc</b> Pressed 2.0		<b>Melting Point: °C</b>
<b>Freezing Point: °C</b>		<b>Boiling Point: °C</b>
<b>Impact Sensitivity, 2 Kg Wt:</b> Bureau of Mines Apparatus, cm 78 Sample Wt 20 mg Picatinny Arsenal Apparatus, in. 18 Sample Wt, mg 26		<b>Refractive Index, n<sub>D</sub><sup>20</sup></b> n <sub>D</sub> <sup>25</sup> n <sub>D</sub> <sup>30</sup>
<b>Friction Pendulum Test:</b> Steel Shoe Sparks Fiber Shoe Unaffected		<b>Vacuum Stability Test:</b> cc/40 Hrs, at 90°C ---- 100°C 0.67 120°C 135°C 150°C
<b>Rifle Bullet Impact Test:</b> Trials Explosions % Partial Burned Unaffected		<b>200 Gram Bomb Sand Test:</b> Sand, gm 33.6
<b>Explosion Temperature: °C</b> Seconds, 0.1 (no cap used) --- 1 --- 5 610 10 15 20		<b>Sensitivity to Initiation:</b> Minimum Detonating Charge, gm Mercury Fulminate ---- Lead Azide 0.20 Tetryl 0.15
<b>75°C International Heat Test:</b> % Loss in 48 Hrs Discoloration, fumes, odor None		<b>Ballistic Mortar, % TNT:</b>
<b>100°C Heat Test:</b> % Loss, 1st 48 Hrs 0.22 % Loss, 2nd 48 Hrs 0.12 Explosion in 100 Hrs None		<b>Treuzl Test, % TNT:</b>
<b>Flammability Index:</b>		<b>Plate Dent Test:</b> Method Condition Confined Density, gm/cc Brisance, % TNT
<b>Hygroscopicity: %</b>		<b>Detonation Rate:</b> Confinement Condition Charge Diameter, in. Density, gm/cc Rate, meters/second
<b>Volatility:</b>		

MCX-4B

AMCP 706-177

<b>Fragmentation Test:</b>  <b>90 mm HE, M71 Projectile - Lot WC-91:</b> Density, gm/cc Charge Wt, lb  <b>Total No. of Fragments:</b> For TNT For Subject HE  <b>3 inch HE, M42A1 Projectile - Lot KC-3:</b> Density, gm/cc Charge Wt, lb  <b>Total No. of Fragments:</b> For TNT For Subject HE	<b>Shaped Charge Effectiveness, TNT = 100:</b>  <table border="0"> <tr> <td></td> <td style="text-align: center;">Glass Cones</td> <td style="text-align: center;">Steel Cones</td> </tr> <tr> <td>Hole Volume</td> <td></td> <td></td> </tr> <tr> <td>Hole Depth</td> <td></td> <td></td> </tr> </table>		Glass Cones	Steel Cones	Hole Volume			Hole Depth		
		Glass Cones	Steel Cones							
	Hole Volume									
	Hole Depth									
<b>Color:</b> Gray powder mixture										
<b>Principal Use:</b> Small caliber antiaircraft projectiles										
<b>Method of Loading:</b> Pressed										
<b>Fragment Velocity: ft/sec</b> At 9 ft At 25 1/2 ft <b>Density, gm/cc</b>	<b>Loading Density, gm/cc</b> At 30,000 psi									
<b>Blast (Relative to TNT):</b>  <b>Air:</b> Peak Pressure Impulse Energy  <b>Air, Confined:</b> Impulse  <b>Under Water:</b> Peak Pressure Impulse Energy  <b>Underground:</b> Peak Pressure Impulse Energy	<b>Storage:</b>  Method Dry  Hazard Class (Quantity-Distance) Class 4  Compatibility Group Group I Bureau of Explosives Class A									
	<b>Heat of:</b>  Combustion, cal/gm 4392 Explosion, cal/gm 709 Gas volume, cc/gm 208									
	<b>Performance Tests:</b> <u>20 mm T215E1 Projectile:</u>  NFOC Pressure Cube 43 APG Blast Cube 53									
	<b>Aviation Energy:</b>  kcal/mol Values not included Temp, °C due to erratic igni- Time to ignition, tion under conditions seconds of test.									

AMCP 706-177

MCX-6B

<b>Composition:</b> % Oxidizing agent ----- Aluminum, atomized 49.2 Cupric Oxide 19.7 Magnesium, atomized ----- Other ingredients* 29.6 Calcium Stearate ----- Graphite, artificial 1.5 *26.7% RDX coated, 0.9% wax. C/H Ratio	<b>Molecular Weight:</b> 43	
	<b>Oxygen Balance:</b> CO <sub>2</sub> % -50 CO % -42	
	<b>Density:</b> gm/cc	
	<b>Melting Point:</b> °C	
	<b>Freezing Point:</b> °C	
<b>Impact Sensitivity, 2 Kg Wt:</b> Bureau of Mines Apparatus, cm 78 Sample Wt 20 mg Picatinny Arsenal Apparatus, in. 19 Sample Wt, mg 27	<b>Boiling Point:</b> °C	
	<b>Refractive Index, n<sub>D</sub><sup>20</sup></b> n <sub>D</sub> <sup>25</sup> n <sub>D</sub> <sup>30</sup>	
	<b>Vacuum Stability Test:</b> cc/40 Hrs, at 90°C ----- 100°C 0.43 120°C 135°C 150°C	
<b>Friction Pendulum Test:</b> Steel Shoe Unaffected Fiber Shoe Unaffected	<b>200 Gram Bomb Sand Test:</b> Sand, gm 10.8	
<b>Rifle Bullet Impact Test:</b> Trichs % Explosions Partials Burned Unaffected	<b>Sensitivity to Initiation:</b> Minimum Detonating Charge, gm Mercury Fulminate ----- Lead Azide 0.20 Tetryl 0.16	
	<b>Explosion Temperature:</b> °C Seconds, 0.1 (no cap used) --- 1 ----- 5 510 10 15 20	
<b>75°C International Heat Test:</b> Loss in 48 Hrs 0.02/10 gm Discoloration, fumes, odor None	<b>Ballistic Mortar, % TNT:</b> <b>Trouz Test, % TNT:</b>	
<b>100°C Heat Test:</b> % Loss, 1st 48 Hrs 0.00 % Loss, 2nd 48 Hrs 0.00 Explosion in 100 Hrs None	<b>Plate Dent Test:</b> Method Condition Confined Density, gm/cc Brisance, % TNT	
<b>Flammability Index:</b>	<b>Detonation Rate:</b> Confinement Condition Charge Diameter, in. Density, gm/cc Rate, meters/second	
<b>Hygroscopicity:</b> % 30°C, 90% RH, two week: 0.79		
<b>Volatility:</b>		

NOX-6B

AMCP 706-177

<b>Fragmentation Test:</b>  <b>90 mm HE, M71 Projectile, Lot WC-91:</b> Density, gm/cc Charge Wt, lb  <b>Total No. of Fragments:</b> For TNT For Subject HE  <b>3 inch HE, M42A1 Projectile, Lot KC-5:</b> Density, gm/cc Charge Wt, lb  <b>Total No. of Fragments:</b> For TNT For Subject HE	<b>Shaped Charge Effectiveness, TNT = 100:</b>	
	Glass Cones      Steel Cones	
	Hole Volume Hole Depth	
	<b>Color:</b> Gray powder mixture	
	<b>Principal Uses:</b> Small caliber antiaircraft projectiles	
	<b>Method of Loading:</b> Pressed	
	<b>Loading Density: gm/cc</b> At 30,000 psi                                      ~2.0	
	<b>Storage:</b>	
<b>Fragment Velocity: ft/sec:</b> At 9 ft At 25½ ft Density, gm/cc	Method                                      Dry	
	Hazard Class (Quantity-Distance)                      Class 9	
	Compatibility Group                                      Group I Bureau of Explosives Class A	
	<b>Heat of:</b>	
<b>Blast (Relative to TNT):</b>  <b>Air:</b> Peak Pressure Impulse Energy  <b>Air, Confined:</b> Impulse  <b>Under Water:</b> Peak Pressure Impulse Energy  <b>Underground:</b> Peak Pressure Impulse Energy	Combustion, cal/gm                                      4293 Explosion, cal/gm                                      750 Gas volume, cc/gm                                      204	
	<b>Activation Energy:</b>	
	kcal/mol                                      Values not included Temp, °C                                      due to erratic igni- Time to ignition,                                      tion under conditions seconds                                      of test.	

AMCP 706-177

MOX-1; MOX-2B; MOX-3B; MOX-4B; MOX-6BPreparation:

The various ingredients used in the preparation of MOX explosives are coated separately as follows:

Dichromated Atomized Aluminum - Seventy-five grams of chemically pure grade sodium dichromate is dissolved in 1500 milliliters of water at 100°C under mechanical agitation. Six hundred grams of the atomized aluminum powder is added gradually (2 to 3 minutes) and stirring is continued for half an hour. The dichromated metal is filtered, washed with water (15 to 20 times) until the washings show only a slight cloudiness with silver nitrate. The water-wet product is then dried in an oven at 50°C. The dried material is hand-rolled to reduce any conglomerates, and blended before use.

Wax-Coated RDX - Eighteen grams of molten Be Square Special Wax (manufacturer's 180° to 185° Fahrenheit grade amber) is added to 582 grams of finely divided RDX (water precipitated from acetone solution) in a water slurry under mechanical agitation. The temperature of the wax-RDX slurry is maintained above the melting point of the wax (about 70°C). The stirring is continued for half an hour. After cooling to 50°C, the wax-coated RDX is recovered by filtration in a Büchner funnel and dried in air. The RDX thus coated and presumed to be 3% waxed RDX or a 97/3 RDX/wax mixture is hand-rolled to crush any conglomerates formed, and blended by hand before use.

TNT-Coated Barium Nitrate - Thirty grams of TNT in alcohol solution is added to 270 grams of barium nitrate in an alcohol slurry under agitation. The temperature of the TNT-barium nitrate mixture is maintained at 80°C and stirring is continued until most of the alcohol is evaporated. The coated material is spread in a thin layer on a tray to dry in air overnight. The barium nitrate thus coated with 10% TNT is reduced to an intimate mixture by hand-rolling and blending before use.

TNT-Coated Potassium Nitrate - The TNT-coated potassium nitrate is prepared by the same procedure as is used for coating barium nitrate.

RDX/TNT-Coated Ammonium Perchlorate - The ammonium perchlorate is coated by dissolving the appropriate weights of RDX and TNT in hot alcohol. After adding the ammonium perchlorate, the slurry is stirred until most of the solvent is evaporated. The treated ammonium perchlorate is spread on a tray to dry overnight. Agglomerates formed during the process are crushed by hand-rolling and blending the mixture before use.

TNT-Coated RDX - Sixty grams of molten TNT are added to a water slurry of 540 grams of finely divided RDX (water precipitated from acetone solution) under mechanical agitation. The temperature of the TNT-RDX slurry is maintained at about 90°C and stirring is continued for half an hour. After cooling to about 50°C, the TNT-coated RDX is recovered by filtration. The RDX thus treated, and presumed to be 10% coated or a 90/10 RDX/TNT mixture, is further blended by hand after rolling to crush any aggregates formed during the process.

The MOX explosive mixtures are prepared by blending the appropriate weights of the dry ingredients in a Patterson-Kelly twin-shell blender for at least 30 minutes.

Origin:

MOX type explosive mixtures were developed beginning in 1950 by National Northern, technical division of the National Fireworks Ordnance Corporation, West Hanover, Massachusetts.



MOX-1; MOX-2B; MOX-3B; MOX-4B; MOX-6B

AMCP 706-177

References:<sup>46</sup>

- (a) A. O. Mirarchi and A. T. Wilson, Development of MOX Explosives for Improved 20 mm Ammunition, Navy Contract NOrd-10975, Task I, National Fireworks Ordnance Corporation, First Yearly Summary, August 1950 to August 1951.
- (b) A. T. Wilson, Development of MOX Explosives: Various Oxidants in MOX, First Progress Report NFOC-6, Navy Contract NOrd-12382, National Fireworks Ordnance Corporation, December 1952.
- (c) A. O. Mirarchi, Properties of Explosives: Theory of the MOX Explosion, First Progress Report NFOC-10, Navy Contract NOrd-11393, National Fireworks Ordnance Corporation, December 1952.
- (d) A. O. Mirarchi, Properties of Explosives: MOX Explosives in Various Atmospheres, First Progress Report NFOC-9, Navy Contract NOrd-11393, National Fireworks Ordnance Corporation, 1952.
- (e) A. T. Wilson, Development of MOX Explosives: Composition Variations, First Progress Report NFOC-7, Navy Contract NOrd-12382, National Fireworks Ordnance Corporation, 1952.
- (f) A. T. Wilson, Development of MOX Explosives: Various Oxidants in MOX, Second Progress Report NFOC-14, Navy Contract NOrd-13684, National Fireworks Ordnance Corporation, October 1953.
- (g) A. W. O'Brien, Jr., C. W. Plummer, R. P. Woodburn and V. Philipchuk, Detonation Velocity Determinations and Fragment Velocity Determinations of Varied Explosive Systems and Conditions, National Northern Corporation Final Summary Report NNC-F-13, February 1958 (Contract DAJ-19-020-501-ORD-(P)-58).
- (h) P. Z. Kalanski, Air Blast Evaluation of MOX-2B Cased and Bare Charges, NAVORD Report No. 3752, 5 April 1956.
- (i) Also see the following Picatinny Arsenal Technical Reports on MOX Explosives: 1935, 1969, 2204, 2205.

<sup>46</sup>See footnote 1, p.

AMCP 706-177

Nitrocellulose, 2.6% (NC)

<b>Composition:</b> % C 26.46 H 2.78 N 12.60 O 58.16 X=ONO <sub>2</sub>  C/H Ratio 0.23		<b>Molecular Weight:</b> (272.39) <sub>n</sub>
		<b>Oxygen Balance:</b> CO <sub>2</sub> % -35 CO % 0.6
		<b>Density:</b> gm/cc
		<b>Melting Point:</b> °C Decomposes
		<b>Freezing Point:</b> °C
<b>Impact Sensitivity, 2 Kg Wt:</b> Bureau of Mines Apparatus, cm 8 Sample Wt 20 mg Picatinny Arsenal Apparatus, in. 3 Sample Wt, mg 5		<b>Boiling Point:</b> °C
		<b>Refractive Index, n<sub>D</sub><sup>20</sup></b> n <sub>D</sub> <sup>25</sup> n <sub>D</sub> <sup>30</sup>
<b>Friction Pendulum Test:</b> Steel Shoe Fifer Shoe		<b>Vacuum Stability Test:</b> cc/40 Hrs, at 90°C 0.17 100°C 1.0 120°C 16 hours 11.+ 135°C 150°C
<b>Rifle Bullet Impact Test:</b> Trials Explosions % Partial Burned Unaffected		<b>200 Gram Bomb Sand Test:</b> Sand, gm 45.0
<b>Explosion Temperature:</b> °C Seconds, 0.1 (no cap used) 1 5 Decomposes 170 10 15 20		<b>Sensitivity to Initiation:</b> Minimum Detonating Charge, gm Mercury Fulminate Lead Azide 0.10 Tetryl
		<b>Ballistic Mortar, % TNT:</b>
		<b>Treuzl Test, % TNT:</b>
<b>75°C International Heat Test:</b> % Loss in 48 Hrs		<b>Plate Dent Test:</b> Method Condition Confined Density, gm/cc Brisance, % TNT
<b>100°C Heat Test:</b> % Loss, 1st 48 Hrs % Loss, 2nd 48 Hrs Explosion in 100 Hrs		<b>Detonation Rate:</b> Confinement Condition Charge Diameter, in. Density, gm/cc Rate, meters/second
<b>Flammability Index:</b>		
<b>Hygroscopicity:</b> % 30°C, 90% RH 3		
<b>Volatility:</b> 60°C, mg/cm <sup>2</sup> /hr 0.0		

Nitrocellulose, 13.45% N (NC)

AMCP 706-177

<b>Composition:</b> % C 25.29 H 2.52 N 13.45 O 58.74 X=ONO <sub>2</sub>  C/H Ratio 0.23		<b>Molecular Weight:</b> (286.34) <sub>n</sub>
		<b>Oxygen Balance:</b> CO <sub>2</sub> % -29 CO % 4.7
		<b>Density:</b> gm/cc
		<b>Melting Point:</b> °C Decomposes
		<b>Freezing Point:</b> °C
		<b>Boiling Point:</b> °C
<b>Impact Sensitivity, 2 Kg Wt:</b> Bureau of Mines Apparatus, cm 9 Sample Wt 20 mg Picatinny Arsenal Apparatus, in. 3 Sample Wt, mg 5		<b>Refractive Index, n<sub>D</sub><sup>20</sup></b> n <sub>D</sub> <sup>25</sup> n <sub>D</sub> <sup>30</sup>
<b>Friction Pendulum Test:</b> Steel Shoe Fiber Shoe		<b>Vacuum Density Test:</b> cc/40 Hrs, at 50°C 0.42 100°C 1.5 120°C 11.+ 135°C 150°C
<b>Rifle Bullet Impact Test:</b> Trials % Explosions Partial Burned Unaffected		<b>200 Gram Bomb Sand Test:</b> Sand, gm 49.0
<b>Explosion Temperature:</b> °C Seconds, 0.1 (no cap used) 1 5 230 10 15 20		<b>Sensitivity to Initiation:</b> Minimum Detonating Charge, gm Mercury Fulminate Lead Azide 0.10 Tetryl
		<b>Ballistic Mortar, % TNT:</b> 125
		<b>Trouzel Test, % TNT:</b>
<b>75°C International Heat Test:</b> % Loss in 48 Hrs		<b>Plate Dent Test:</b> Method Condition Confined Density, gm/cc Brisance, % TNT
<b>100°C Heat Test:</b> % Loss, 1st 48 Hrs 0.3 % Loss, 2nd 48 Hrs 0.0 Explosion in 100 Hrs None		<b>Detonation Rate:</b> Confinement Condition Charge Diameter, in. Density, gm/cc 1.20 Rate, meters/second 7300
<b>Flammability Index:</b>		
<b>Hygroscopicity:</b> % 30°C, 90% RH ~ 2		
<b>Volatility:</b> 60°C, mg/cm <sup>2</sup> /hr 0.0		

AMCP 706-177

Nitrocellulose, 14.14% N (NC)

<b>Composition:</b> % C 24.25 H 2.37 N 14.14 O 59.24 X=ONO <sub>2</sub>  C/H Ratio 0.23		<b>Molecular Weight:</b> (29(.15)) <sub>n</sub>
		<b>Oxygen Balance:</b> CO <sub>2</sub> % -24 CO % 8
		<b>Density:</b> gm/cc 1.65-1.70
		<b>Melting Point:</b> °C Decomposes
		<b>Freezing Point:</b> °C
<b>Impact Sensitivity, 2 Kg Wt:</b> Bureau of Mines Apparatus, cm 8 Sample Wt 20 mg Picatinny Arsenal Apparatus, in. 3 Sample Wt, mg 5		<b>Boiling Point:</b> °C
		<b>Refractive Index,</b> n <sub>D</sub> <sup>20</sup> n <sub>D</sub> <sup>25</sup> n <sub>D</sub> <sup>30</sup>
<b>Friction Pendulum Test:</b> Steel Shoe Fiber Shoe:		<b>Vacuum Stability Test:</b> cc/40 Hrs, at 90°C 1.46 100°C 14 hours 11.+ 120°C 16 hours 11.+ 135°C 150°C
<b>Rifle Bullet Impact Test:</b> Trials % Explosions Partial Burned Unaffected		<b>200 Gram Bomb Sand Test:</b> Sand, gm 52.3
<b>Explosion Temperature:</b> °C Seconds, 0.1 (inc cap used) 1 5 10 15 20		<b>Sensitivity to Initiation:</b> Minimum Detonating Charge, gm Mercury Fulminate Lead Azide 0.10 Tetryl
		<b>Ballistic Mortar, % TNT:</b>
		<b>Trauzl Test, % TNT:</b>
<b>75°C International Heat Test:</b> % Loss in 48 Hrs		<b>Plate Dent Test:</b> Method Condition Confined Density, gm/cc Brisance, % TNT
<b>100°C Heat Test:</b> % Loss, 1st 48 Hrs % Loss, 2nd 43 Hrs Explosion in 100 Hrs		<b>Detonation Rate:</b> Confinement Condition Charge Diameter, in. Density, gm/cc Rate, meters/second
<b>Flammability Index:</b>		
<b>Hygroscopicity:</b> % 30°C, 90% RH ~ 1		
<b>Volatility:</b> 60°C, mg/cm <sup>2</sup> /hr 0.0		



AMCP 706-177

Nitrocellulose (NC)

<u>Solubility in Water, gm/100 gm, at:</u>	<u>12.6% N</u>	<u>13.45% N</u>	<u>14.0% N</u>
25°C	Insoluble	Insoluble	Insoluble
60°C	Insoluble	Insoluble	Insoluble
<u>Solubility, gm/100 gm, 25°C, in:</u>			
Ether	Insoluble	Insoluble	Insoluble
Alcohol	Very slightly soluble	Practically insoluble	Insoluble
2:1-Ether:Alcohol	Soluble	Slightly soluble (6%-11%)	Practically insoluble (1 + 1/2)
Acetone	Soluble	Soluble	Soluble
<u>24-Hour Hydrolysis Test,</u> <u>% Nitric Acid</u>	1.22	1.03	

Preparation of Nitrocellulose from Cotton Linters:  
(Laboratory Procedure)

**Nitration:** Second cut cotton linters, previously dried to a moisture content of less than 0.5%, are nitrated by immersion in mixed acid under the following conditions:

Ratio of Mixed Acid to cotton 55 to 1

Composition of Mixed Acid (approximate)

- for 12.6% N:  $H_2SO_4$  63.5%,  $HNO_3$  21%,  $H_2O$  15.5%
- for 13.4% N:  $H_2SO_4$  68%,  $HNO_3$  22%,  $H_2O$  10.0%

Temperature of acid at the start 34°C

Time of nitration 24 minutes

During the nitration period the mixture is turned over occasionally to keep the acid homogeneous. The mixture is then filtered on a Buchner funnel with suction for about three minutes and then drowned rapidly with strong hand stirring in at least 50 volumes of cold water. After the nitrocellulose has settled, most of the water is decanted and fresh water added. The nitrocellulose-water mixture is boiled and the acidity adjusted to 0.25% to 0.50% as  $H_2SO_4$ . The sour boil is continued for at least 24 hours for pyrocellulose and at least 40 hours for gun-cotton. Additional boiling with changes of water are made in accordance with the governing specification (JAN-N-244).

**Pulping:** The nitrocellulose is then pulped in a laboratory Holland-type paper beater. Enough sodium carbonate is added to keep the reaction faintly alkaline to phenolphthalein. Pulping is continued to the desired degree of fineness.

**Poaching:** After washing the nitrocellulose from the beater, the mixture is filtered and the product boiled for 4 hours with fresh water while stirring mechanically. From time to time a little sodium carbonate solution is added to maintain the mixture faintly alkaline to phenolphthalein. The water is decanted and the boiling continued. According to the specification, the total boiling treatment with poach is as follows:

Nitrocellulose (NC)

AMCP 706-177

- 4 hours boiling with or without sodium carbonate
- 2 hours boiling without sodium carbonate
- 1 hour boiling without sodium carbonate
- 1 hour boiling without sodium carbonate.

Each boil is followed by settling and change of water.

Washing: The nitrocellulose is then washed by mechanical agitation with water. A minimum of two washes are given. If a sample taken after the water washes gives a minimum test of 35 minutes in the 65.5°C Heat Test and 30 minutes in the 134.5°C Heat Test, the nitrocellulose is satisfactorily stabilized. Otherwise additional washes should be given.

Origin:

Cellulose occurs in nature. It is wood fiber, cell wall and the structural material of all plants. Cotton fiber is pure cellulose. Nitrocellulose was discovered about 1847 by C. F. Schonbein at Basel and R. Bottger at Frankfort-on-the-Main independently of each other when cotton was nitrated. T. J. Pelouze had nitrated paper earlier (1838) and was probably the first to prepare nitrocellulose.

Pyroxylin or collodion, which is soluble in a mixture of ether and ethanol, contains from 8% to 12% nitrogen. It is used in the manufacture of celluloid and in composite blasting explosives.

Pyrocellulose, a type of nitrocellulose of 12.6% nitrogen content, completely soluble in a mixture of 2 parts ether and one part ethanol, was developed by Mendeleev (1895). This material, when colloided, formed the first smokeless powder for military use in the United States (1898).

Guncotton for military purposes usually contains a minimum of 13.35% nitrogen. It is only slightly soluble in ether-ethanol, but completely soluble in acetone. Principal use is in flashless powders and as flame carriers. 14.14% N nitrocellulose represents a theoretical limit.

In the manufacture of propellants, there is used a mixture of pyrocellulose and guncotton (blended nitrocellulose) of 12.15% to 13.25% nitrogen content.

Restriction by Chemical Decomposition:

Nitrocellulose is decomposed by adding it, with stirring, to 5 times its weight of 10% sodium hydroxide heated to 70°C. Stirring is continued for 15 minutes after all the nitrocellulose has been added.

References:<sup>47</sup>

- (a) See the following Picatinny Arsenal Technical Reports on Nitrocellulose:

<sup>47</sup>See footnote 1, page 10.

AMCP 706-177

Nitrocellulose (NC)

0	1	2	3	4	5	6	7	8	9
10	41	72	13	4	125	86	167	8	19
390	101	332	33	24	475	576	327	198	29
420	231	402	43	114	485	586	407	208	69
660	351	422	133	174	495	796	717	278	169
730	551	542	233	194	555	916	787	388	279
960	831	572	253	334	705	1016	987	408	499
1020	851	652	273	374	965	1026	1187	588	659
1100	971	662	653	394	1065	1066	1197	718	669
1150	1031	752	673	724	1125	1206	1267	758	709
1190	1041	802	683	804	1135	1256	1297	778	739
1210	1071	952	773	894	1205	1276	1327	808	779
1240	1151	1012	793	1024	1265	1306	1407	838	809
1300	1201	1032	963	1054	1275	1316	1427	858	909
1320	1221	1142	1023	1074	1365	1516	1447	1058	1119
1350	1231	1242	1213	1084	1375	1556	1487	1228	1159
1410	1331	1282	1273	1174	1745	1616	1527	1238	1249
1430	1351	1362	1443	1274	1755	1786	1637	1248	1309
1490	1391	1392	1653	1304	1845	2056	1717	1348	1329
1580	1401	1642	1753	1314	1905		1817	1398	1349
1660	1421	1812	1813	1384	1915		1827	1478	1399
1810	1501	1852	1863	1394	1955		1847	1528	1439
1830	1541	1912	1873	1454			2107	1638	1449
1990	1681	1992	1973	1674			2137	1678	1619
2210	1691	2022		1754				1838	1799
	1731	2102		1814				1898	1809
	1751			1824				1918	1869
	1811			2144				2098	2119
	1831							2208	2189
	1841								
	1851								
	1931								
	1961								
	1991								
	2071								
	2101								
	2181								
	2201								



Nitroglycerin (Liquid)

AMCP 706-177

<b>Composition:</b> % C 15.9 H 2.2 N 18.5 O 63.4 C/H Ratio 0.109		$  \begin{array}{c}  \text{H}_2\text{C} - \text{ONO}_2 \\    \\  \text{HC} - \text{ONO}_2 \\    \\  \text{H}_2\text{C} - \text{ONO}_2  \end{array}  $		<b>Molecular Weight:</b> (C <sub>3</sub> H <sub>5</sub> N <sub>3</sub> O <sub>9</sub> ) 227	
		<b>Oxygen Balance:</b> CO <sub>2</sub> % 3.5 CO % 24.5			
		<b>Density: gm/cc</b> 25°C, Liquid 1.591 20°C, Liquid 1.596			
		<b>Melting Point: °C</b> Labile form 2.2 Stable form 13.2			
		<b>Freezing Point: °C</b>			
<b>Impact Sensitivity, 2 Kg Wt:</b> Bureau of Min's Apparatus, cm 15 Sample Wt, 20 mg Picatinny Arsenal Apparatus, in. 1 lb wt 1 Sample Wt, mg		<b>Boiling Point: °C</b> Decomposes 145			
		<b>Refractive Index, n<sub>D</sub><sup>20</sup></b> 1.4732 n <sub>D</sub> <sup>25</sup> 1.4713 n <sub>D</sub> <sup>30</sup>			
<b>Friction Pendulum Test:</b> Steel Shoe Explodes Fiber Shoe		<b>Vacuum Stability Test:</b> cc/40 Hrs, at 90°C cc/gm/6 hrs 1.6 100°C cc/gm/16 hrs 11+ 120°C 135°C 150°C			
<b>Rifle Bullet Impact Test:</b> Trials Explosions % 100 Partials 0 Burned 0 Unaffected 0		<b>200 Gram Bomb Sand Test:</b> Sand, gm Liquid method 51.5			
<b>Explosion Temperature: °C</b> Seconds, 0.1 (no cap used) 1 5 Explodes 222 10 15 20		<b>Sensitivity to Initiators:</b> Minimum Detonating Charge, gm Mercury Fulminate Lead Azide Tetryl			
		<b>Ballistic Mortar, % TNT: (a)</b> 140			
		<b>Tactical Test, % TNT: (b)</b> 181			
<b>75° International Heat Test:</b> % Loss in 48 Hrs		<b>Plate Heat Test:</b> Method Condition Confined Density, gm/cc Brisance, % TNT			
<b>100°C Heat Test:</b> % Loss, 1st 48 Hrs 3.6 % Loss, 2nd 48 Hrs 3.5 Explosion in 160 Hrs None		<b>Detonation Rate:</b> Confinement Glass Steel Condition Liquid Liquid Charge Diameter, in. 0.39 1.25 Density, gm/cc 1.6 1.6 Rate, meters/second 1600-1900 7700			
<b>Flammability Index:</b>					
<b>Hygroscopicity: %</b> 30°C, 90% RH 0.06					
<b>Volatility: 60°C, mg/cm<sup>2</sup>/hr</b> 0.11					

AMCP 706-177

Nitroglycerin (Liquid)

<b>Booster Sensitivity Test:</b> Condition Tetryl, gm Wax, in. for 50% Detonation Wax, gm Density, gm/cc		<b>Decomposition Equation:</b> Oxygen, atoms/sec (Z/sec) Heat, kilocalorie/mole (ΔH, kcal/mol) Temperature Range, °C Phase	
<b>Heat of:</b> Combustion, cal/gm Explosion, cal/gm Gas Volume, cc/gm Formation, cal/gm Fusion, cal/gm Detonation, cal/gm		<b>Armor Plate Impact Test:</b>  10 mm Mortar Projectile: 50% Inert, Velocity, ft/sec Aluminum Fineness  <b>500-lb General Purpose Bomb:</b>  Plate Thickness, inches  1 1¼ 1½ 1¾	
<b>Specific Heat: cal/gm/°C</b>  Liquid Solid		<b>Comb Drop Test:</b>  <b>17, 2000-lb Semi-Armor-Piercing Bomb vs Concrete:</b>  Max Safe Drop, ft  <b>500-lb General Purpose Bomb vs Concrete:</b>  Height, ft Trials Unaffected Low Order High Order  <b>100-lb General Purpose Bomb vs Concrete:</b>  Height, ft Trials Unaffected Low Order High Order	
<b>Burning Rate:</b> cm/sec			
<b>Thermal Conductivity:</b> cal/sec/cm/°C			
<b>Coefficient of Expansion:</b> Linear, %/°C  Volume, %/°C			
<b>Hardness, Mohr Scale:</b>			
<b>Young's Modulus:</b> E', dynes/cm <sup>2</sup> E, lb/inch <sup>2</sup> Density, gm/cc			
<b>Compressive Strength: lb/inch<sup>2</sup></b>			
<b>Vapor Pressure:</b>			
°C	<u>mm Mercury</u>	°C	<u>mm Mercury</u>
20	0.00025	60	0.0188
30	0.00083	70	0.043
40	0.0024	80	0.098
50	0.0073	90	0.23

Nitroglycerin (Liquid)

AMCP 706-177

<b>Fragmentation Test:</b>  <b>90 mm HE, M71 Projectile, Lot WC-91:</b> Density, gm/cc Charge Wt, lb  <b>Total No. of Fragments:</b> For TNT For Subject HE,  <b>3 inch HE, M42A1 Projectile, Lot KC-5:</b> Density, gm/cc Charge Wt, lb  <b>Total No. of Fragments:</b> For TNT For Subject HE	<b>Shaped Charge Effectiveness, TNT = 100:</b>  <table border="0"> <tr> <td></td> <td>Glass Cones</td> <td>Steel Cones</td> </tr> <tr> <td>Hole Volume</td> <td></td> <td></td> </tr> <tr> <td>Hole Depth</td> <td></td> <td></td> </tr> </table>		Glass Cones	Steel Cones	Hole Volume			Hole Depth		
		Glass Cones	Steel Cones							
	Hole Volume									
	Hole Depth									
<b>Color:</b> Colorless										
<b>Principal Uses:</b> Propellant ingredient, demolition explosive ingredient, grenade burster ingredient										
<b>Fragment Velocity: ft/sec</b> At 9 ft At 25½ ft Density, gm/cc	<b>Method of Loading:</b>									
	<b>Loading Density: gm/cc</b>									
<b>Blast (Relative to TNT):</b>  <b>Air:</b> Peak Pressure Impulse Energy  <b>Air, Confined:</b> Impulse  <b>Under Water:</b> Peak Pressure Impulse Energy  <b>Underground:</b> Peak Pressure Impulse Energy	<b>Storage:</b>  Method With acetone or other desensitizer, generally not stored Hazard Class (Quantity-Distance) Class 9 Compatibility Group Exudation									
	<b>Heat of Transition, cal/gm:</b> <b>Transition:</b> <table border="0"> <tr> <td>Liquid → labile</td> <td>5.2</td> </tr> <tr> <td>Labile → stable</td> <td>28.0</td> </tr> <tr> <td>Liquid → stable</td> <td>33.2</td> </tr> </table>	Liquid → labile	5.2	Labile → stable	28.0	Liquid → stable	33.2			
	Liquid → labile	5.2								
Labile → stable	28.0									
Liquid → stable	33.2									
<b>Hydrolysis, % Acid:</b> <table border="0"> <tr> <td>10 days at 22°C</td> <td>&lt; 0.002</td> </tr> <tr> <td>5 days at 60°C</td> <td>0.005</td> </tr> </table>	10 days at 22°C	< 0.002	5 days at 60°C	0.005						
10 days at 22°C	< 0.002									
5 days at 60°C	0.005									
	<b>82.1°C KI Test:</b> <table border="0"> <tr> <td>Minutes</td> <td>10+</td> </tr> </table>	Minutes	10+							
Minutes	10+									

AMCP 706-177

Nitroglycerin (Liquid)

Gas Evolved at Atmospheric Pressure, cc:

Sample Wt. gm		1.6
Temperature, °C	65	75
Time, hours	20	40
Volume of gas, cc	nil	nil

Viscosity: (c)

°C	Centipoises
10	69.2
20	36.0
30	21.0
40	13.6
50	9.4
60	6.8

Fragmentation Test:

20 mm HE, Mark 1, Projectile, Total No. of Fragments for:

Nitroglycerin	22
Tetranitromethane	17

Minimum Propagating Diameter: (d)

<u>% Dimethylphthalate in NG</u>	<u>Min. Propagating Diameter, inches</u>	<u>Min Diameter for Burns in inches</u>
0	(3/16 Cairns)	1/16
5	--	1/8
10	1/8	3/16
15	1/4	1/4
20	3/4	1/2
22.5	1	1 1/2
25	1.55	2

Sensitivity to Electrostatic Discharge, scales (test condition, unconfined; no value given for confinement): > 12.5

Solubility, gram of nitroglycerin/100 gm (%) of:

<u>Water</u>		<u>Alcohol</u>		<u>Trichloroethylene</u>		<u>Carbon Tetrachloride</u>	
°C	%	°C	%	°C	%	°C	%
15	0.16	0	37.5	Rm	22	Rm	2
20	0.18	20	54.0				
50	0.25						

AMCP 706-177

Nitroglycerin (Liquid)

<u>Carbon Disulfide</u>		<u>gm/100 gm (%)</u> , at 25°C in
<u>°C</u>	<u>g</u>	Ether "
Ambient	1	2:1, Ether:Alcohol >100
		Acetone "

Soluble in all Proportions in:

Methanol	Phenol
Acetone	Pyridine
Ether	Xylene
Ethyl acetate	Nitrobenzene
Amyl acetate	p-Nitrotoluene
Methyl nitrate	Liquid DNT
Ethyl nitrate	Chloroform
Nitroglycerol	Ethyl chloride
Tetranitrodiglycerine	Ethyl bromide
Acetic acid	Tetrachloroethylene
Benzene	Dichloroethylene
Toluene	Trimethyleneglycol Dinitrate

Solubility in NG, of:

<u>Alcohol</u>		<u>DNT</u>		<u>TNT</u>		<u>Water</u>	
<u>°C</u>	<u>g</u>	<u>°C</u>	<u>g</u>	<u>°C</u>	<u>g</u>	<u>°C</u>	<u>g</u>
0	3.4	20	25	20	30	25	0.06
20	5.4						
50	"						

Preparation:



Glycerine is usually nitrated at 25°C, or below, by adding it very slowly to a well agitated mixture of nitric and sulfuric acids, e.g., 40/59.5/0.5, nitric acid/sulfuric acid/water, using an acid/glycerine ratio of approximately 6. Agitation of the reaction mixture is accomplished by use of compressed air. A rapid temperature rise, or appearance of red fumes, automatically requires dumping of the charge, immediately, into a drossing vessel filled with water. After all the glycerine has been added to the nitrator, agitation and cooling are continued until the temperature drops to about 15°C, and the charge is then run into a separator where the NG rises to the top, and is run off to the neutralizer. The nitroglycerin is washed first with water, then with sodium carbonate, and finally with water. The resultant NG when washed with water, produces washings which do not color phenolphthalein, and itself is neutral to litmus paper.

AMCP 736-177

Nitroglycerin (Liquid)Origin:

Nitroglycerin was first prepared in 1846 or 1847 by Ascanio Sobrero, an Italian chemist (Mem Acad Torino (2) 10, 195 (1847)). For several years after this discovery, nitroglycerin attracted little interest as an explosive until Alfred Nobel in 1864 patented improvements in its manufacture and method of initiation (British Patent 1813). Nobel gave the name dynamite to mixtures of nitroglycerin and non-explosive absorbents, such as charcoal, siliceous earth or Kieselguhr (British Patent 1345 (1867)). Later developments led to gelatine dynamites, ammonia dynamites, and so called straight dynamites. The first propellants using nitroglycerin were called Ballistite (Nobel, British Patent 1471 (1888)) and Cordite (Nobel and Dewar, British Patents 5614 and 11,664 (1889)).

Destruction by Chemical Decomposition:

Nitroglycerin is decomposed by adding it slowly to 10 times its weight of 18% sodium sulfide ( $\text{Na}_2\text{S} \cdot 9\text{H}_2\text{O}$ ). Heat is liberated by this reaction; but this is not hazardous if stirring is maintained during the addition of nitroglycerin and continued until solution is complete.

References:<sup>48</sup>

(a) A. R. Blatt, Compilation of Data on Organic Explosives, OSRD Report No. 2014, 29 February 1944.

(b) Ph. Naoum, Z ges Schiess-Sprengstoffw, pp. 181, 239, 267 (27 June 1932).

(c) Landolt - Bornstein, Physikalisch-Chemische Tabellen, 5th Ed. (1923).

International Critical Tables.

B. T. Fedoroff et al, A Manual for Explosive Laboratories, Vol I-IV, Lefax Society, Inc., Philadelphia, 1943, 1946.

(d) H. A. Strecker, Initiation, Propagation and Luminosity Studies of Liquid Explosives, OSRD Report No. 5509, 3 December 1945.

(e) Also see the following Picatinny Arsenal Technical Reports on Nitroglycerin:

<u>0</u>	<u>1</u>	<u>2</u>	<u>3</u>	<u>4</u>	<u>5</u>	<u>6</u>	<u>7</u>	<u>8</u>	<u>9</u>
620	511	652	233	454	1155	1206	817	768	69
660	551	672	343	494	1235	1456	837	1348	249
800	701	792	673	1024	1955	1496	1197	1398	579
1020	891	922	903	1074	2015	1556	1297	1738	709
1150	911	1142	1023	1084		1616	1637	1918	1349
1210	1031	1232	1443	1454		1786	1817	2098	1359
1410	1041	1362	1643	1524		1816	1847		2119
1620	1151	1542	1663	1624		1896			
1680	1191	1662	1863	1674		2056			
	1221	1692	1993	1754					
	1611	1742							
	1651	1752							
	1691	1992							
	1731								
	1781								
	1851								
	1931								
	2021								
	2181								
	2201								

<sup>48</sup>See footnote 1, page 10.

Nitroguanidine

AMCP 706-177

<b>Composition:</b> % C 11.5 H 3.9 N 53.8 O 30.8 C/H Ratio 0.038		$\begin{array}{c} \text{NH}_2 \\   \\ \text{HN} = \text{C} \\   \\ \text{NH} \\   \\ \text{NO}_2 \end{array}$	<b>Molecular Weight:</b> (CH <sub>4</sub> N <sub>4</sub> O <sub>2</sub> ) 104
			<b>Oxygen Balance:</b> CO <sub>2</sub> % -31 CO % -15.4
			<b>Density:</b> gm/cc Crystal 1.72
			<b>Melting Point:</b> °C 232
			<b>Freezing Point:</b> °C
<b>Impact Sensitivity, 2 Kg Wt:</b> Bureau of Mines Apparatus, cm 47 Sample Wt 20 mg Picatinny Arsenal Apparatus, in. 26 Sample Wt, mg 7			<b>Boiling Point:</b> °C
			<b>Refractive Index, n<sub>D</sub><sup>20</sup></b> n <sub>D</sub> <sup>25</sup> n <sub>D</sub> <sup>30</sup>
<b>Friction Pendulum Test:</b> (e) Steel Shoe Unaffected Fibre Shoe Unaffected		<b>Vacuum Stability Test:</b> cc/40 Hrs, at 90°C 100°C 0.37 120°C 0.44 135°C 150°C	
<b>Rifle Bullet Impact Test:</b> 5 Trials (e) % Explosions 0 Partial 0 Burned 0 Unaffected 100		<b>200 Gram Bomb Scud Test:</b> Sand, gm 36.0	
<b>Explosion Temperature:</b> °C Seconds, 0.1 (no cap used) 5 Decomposes 275 10 15 20		<b>Sensitivity to Initiation:</b> Minimum Detonating Charge, gm Mercury Fulminate Lead Azide 0.20 Tetryl 0.10	
		<b>Ballistic Mortar, % TNT:</b> (a) 104	
		<b>Tread Test, % TNT:</b> (b) 101	
<b>75°C International Heat Test:</b> % Loss in 48 Hrs 0.04		<b>Plate Dent Test:</b> (c) Method A Condition Pressed Confined No Density, gm/cc 1.50 Brisance, % TNT 95	
<b>100°C Heat Test:</b> % Loss, 1st 48 Hrs 0.18 % Loss, 2nd 48 Hrs 0.09 Explosion in 100 Hrs None		<b>Detonation Rate:</b> (e) Confinement Condition Charge Diameter, in. Density, gm/cc 1.55 Rate, meters/second 7650	
<b>Flammability Index:</b>			
<b>Hygroscopicity:</b> % 30°C, 90% RH None			
<b>Volatility:</b> None			

AMCP /06-177

Nitroguanidine

<b>Fragmentation Test:</b>  <b>90 mm HE, M71 Projectile, Lot WC-91:</b> Density, gm/cc Charge Wt, lb  <b>Total No. of Fragments:</b> For TNT For Subject HE  <b>3 inch HE, M42A1 Projectile, Lot KC-5:</b> Density, gm/cc Charge Wt, lb  <b>Total No. of Fragments:</b> For TNT For Subject HE	<b>Shaped Charge Effectiveness, TNT = 100:</b>  <table border="0"> <tr> <td></td> <td style="text-align: center;">Glass Cones</td> <td style="text-align: center;">Steel Cones</td> </tr> <tr> <td>Hole Volume</td> <td></td> <td></td> </tr> <tr> <td>Hole Depth</td> <td></td> <td></td> </tr> </table>			Glass Cones	Steel Cones	Hole Volume			Hole Depth													
		Glass Cones	Steel Cones																			
	Hole Volume																					
	Hole Depth																					
<b>Color:</b> Colorless																						
<b>Principal Uses:</b> Propellant composition ingredient, bursting charge ingredient																						
<b>Fragment Velocity: ft/sec</b> At 9 ft At 25½ ft Density, gm/cc	<b>Method of Loading:</b>																					
	<b>Loading Density: gm/cc</b> At 3000 psi <span style="float: right;">0.95</span>																					
<b>Blast (Relative to TNT):</b>  <b>Air:</b> Peak Pressure Impulse Energy  <b>Air, Confined:</b> Impulse  <b>Under Water:</b> Peak Pressure Impulse Energy  <b>Underground:</b> Peak Pressure Impulse Energy	<b>Storage:</b>  <table border="0"> <tr> <td>Method</td> <td style="text-align: right;">Dry</td> </tr> <tr> <td>Hazard Class (Quantity-Distance)</td> <td style="text-align: right;">Class 9</td> </tr> <tr> <td>Compatibility Group</td> <td style="text-align: right;">Group I</td> </tr> <tr> <td>Exudation</td> <td></td> </tr> </table>		Method	Dry	Hazard Class (Quantity-Distance)	Class 9	Compatibility Group	Group I	Exudation													
	Method	Dry																				
	Hazard Class (Quantity-Distance)	Class 9																				
	Compatibility Group	Group I																				
Exudation																						
<b>Solubility, gm/100 gm (%), in:</b> <table border="0"> <tr> <td></td> <td style="text-align: center;">°C</td> <td></td> </tr> <tr> <td>Water</td> <td style="text-align: center;">25</td> <td style="text-align: right;">0.44</td> </tr> <tr> <td></td> <td style="text-align: center;">100</td> <td style="text-align: right;">9.0</td> </tr> <tr> <td>1.0 N Potassium Hydroxide</td> <td style="text-align: center;">25</td> <td style="text-align: right;">1.4</td> </tr> <tr> <td>40% Sulfuric Acid</td> <td style="text-align: center;">0</td> <td style="text-align: right;">3.4+</td> </tr> <tr> <td></td> <td style="text-align: center;">25</td> <td style="text-align: right;">8.0+</td> </tr> <tr> <td colspan="3">* gm/100 cc solution</td> </tr> </table>			°C		Water	25	0.44		100	9.0	1.0 N Potassium Hydroxide	25	1.4	40% Sulfuric Acid	0	3.4+		25	8.0+	* gm/100 cc solution		
	°C																					
Water	25	0.44																				
	100	9.0																				
1.0 N Potassium Hydroxide	25	1.4																				
40% Sulfuric Acid	0	3.4+																				
	25	8.0+																				
* gm/100 cc solution																						
<b>Booster Sensitivity Test:</b> (d) <table border="0"> <tr> <td>Condition</td> <td style="text-align: right;">Pressed</td> </tr> <tr> <td>Tetryl, gm</td> <td style="text-align: right;">100</td> </tr> <tr> <td>Wax, in. for 50% Detonation</td> <td style="text-align: right;">0.67</td> </tr> <tr> <td>Density, gm/cc</td> <td style="text-align: right;">1.41</td> </tr> </table>		Condition	Pressed	Tetryl, gm	100	Wax, in. for 50% Detonation	0.67	Density, gm/cc	1.41													
Condition	Pressed																					
Tetryl, gm	100																					
Wax, in. for 50% Detonation	0.67																					
Density, gm/cc	1.41																					
<b>Heat of:</b> <table border="0"> <tr> <td>Combustion, cal/gm</td> <td style="text-align: right;">1995</td> </tr> <tr> <td>Explosion, cal/gm</td> <td style="text-align: right;">721</td> </tr> <tr> <td>Gas Volume, cc/gm</td> <td style="text-align: right;">1077</td> </tr> <tr> <td>Formation, cal/gm</td> <td style="text-align: right;">227</td> </tr> </table>		Combustion, cal/gm	1995	Explosion, cal/gm	721	Gas Volume, cc/gm	1077	Formation, cal/gm	227													
Combustion, cal/gm	1995																					
Explosion, cal/gm	721																					
Gas Volume, cc/gm	1077																					
Formation, cal/gm	227																					

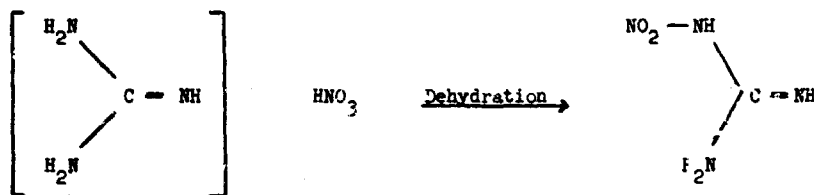


Nitroguanidine

AMCP 706-177

Preparation:

(Chemistry of Powder and Explosives, Davis)



Four hundred grams of dry guanidine nitrate is added in small portions to 500 cc concentrated sulfuric acid at 10°C, or below. As soon as all crystals have disappeared the milky solution is poured into 3 liters of ice-water, and allowed to stand until crystallization is complete. The product is filtered, rinsed with water, and recrystallized from about 4 liters of boiling water, yield about 90%.

Origin:

Nitroguanidine was first prepared in 1877 by Jouselin, but it was 1900 before it found use in propellant compositions. During World War I, nitroguanidine was used by the Germans as an ingredient of bursting charge explosives.

Destruction by Chemical Decomposition:

Nitroguanidine is decomposed by dissolving in 15 times its weight of 45% sulfuric acid at room temperature and warming the solution until gas is evolved. Heating is continued for one-half hour.

References:<sup>49</sup>

- (a) L. C. Smith and E. G. Ryster, Physical Testing of Explosives, Part III - Miscellaneous Sensitivity Tests; Performance Tests, OSRD Report No. 5746, 27 December 1945.
- (b) Canadian Report, CE-12, 1 May-15 August 1941.
- (c) D. P. MacDougall, Methods of Physical Testing, OSRD Report No. 803, 11 August 1942.
- (d) L. C. Smith and S. R. Walton, A Consideration of RDX/Wax Mixtures as a Substitute for Tetryl in Boosters, NOL Memo 10,303, 15 June 1949.
- (e) Departments of the Army and the Air Force TM 9-1910/TO 11A-1-34, Military Explosives, April 1949.

<sup>49</sup>See footnote 1, page 10.

7

AMCP 706-177

Nitroguanidine

(\*) Also see the following Picatinny Arsenal Technical Reports on Nitroguanidine:

<u>Q</u>	<u>1</u>	<u>2</u>	<u>3</u>	<u>6</u>	<u>7</u>	<u>8</u>	<u>9</u>
1490	1391	1262	1183	1336	907	758	1439
	2181	1392	1423		2177		1749
	2201	2142	2193				

Nitroisobutylglycerol Trinitrate (NIBTN) Liquid

AMCP 706-177

<b>Composition:</b> % C 16.8 H 2.1 N 19.6 O 61.5 C/H Ratio 0.126			<b>Molecular Weight:</b> (C <sub>4</sub> H <sub>6</sub> N <sub>3</sub> O <sub>11</sub> ) 286
			<b>Oxygen Balance:</b> CO <sub>2</sub> % 0.0 CO % 22
			<b>Density:</b> gm/cc 20°C 1.64
			<b>Melting Point:</b> °C
		<b>Freezing Point:</b> °C -39	<b>Boiling Point:</b> °C
<b>Impact Sensitivity, 2 Kg Wt:</b> Bureau of Mines Apparatus, cm 25 Sample Wt 20 mg Picotiny Arsenal Apparatus, in. Sample Wt, mg		<b>Refractive Index, n<sub>D</sub><sup>20</sup></b> n <sub>D</sub> <sup>20</sup> 1.4896 n <sub>D</sub> <sup>20</sup> 1.4874	
<b>Friction Pendulum Test:</b> Steel Shoe Fiber Shoe		<b>Vacuum Stability Test:</b> cc/40 Hrs, at 90°C 100°C 120°C 135°C 150°C	
<b>Rifle Bullet Impact Test:</b> Trials % Explosions Partials Burned Unaffected		<b>200 Gram Bomb Sand Test:</b> Sand, gm 0.2 gm sample absorbed by 0.2 gm of glass beads 20	
<b>Explosion Temperature:</b> °C Seconds, 0.1 (no cap used) 1 5 Ignites 185 10 15 20		<b>Sensitivity to Initiation:</b> Minimum Detonating Charge, gm Mercury Fulminate Lead Azide Tetryl	
		<b>Ballistic Marker, % TNT:</b>	
		<b>Trawl Test, % TNT:</b>	
<b>75°C International Heat Test:</b> % Loss in 48 Hrs		<b>Platz Dent Test:</b> Method Condition Confined Density, gm/cc Brisance, % TNT	
<b>100°C Heat Test:</b> % Loss, 1st 48 Hrs % Loss, 2nd 48 Hrs Explosion in 100 Hrs		<b>Detonation Rate:</b> Confinement Glass (1 mm wall) Condition Liquid Charge Diameter, in. 0.39 Density, gm/cc 1.64 Rate, meters/second 7860	
<b>Flammability Index:</b>			
<b>Hygroscopicity: %</b>			
<b>Volatility:</b> 25°C, mg/cm <sup>2</sup> /24 hrs 0.127 x 10 <sup>-3</sup>			

AMCP 706-177

Nitroisobutylglycerol Trinitrate (NIBGT) Liquid

<b>Fragmentation Test:</b>  <b>90 mm HE, M71 Projectile, Lot WC-91:</b> Density, gm/cc Charge Wt, lb  <b>Total No. of Fragments:</b> For TNT For Subject HE  <b>3 inch HE, M42A1 Projectile, Lot KC-5:</b> Density, gm/cc Charge Wt, lb  <b>Total No. of Fragments:</b> For TNT For Subject HE	<b>Shaped Charge Effectiveness, TNT = 100:</b>  <table border="0"> <tr> <td></td> <td>Glass Cones</td> <td>Steel Cones</td> </tr> <tr> <td>Hole Volume</td> <td></td> <td></td> </tr> <tr> <td>Hole Depth</td> <td></td> <td></td> </tr> </table>		Glass Cones	Steel Cones	Hole Volume			Hole Depth		
		Glass Cones	Steel Cones							
	Hole Volume									
	Hole Depth									
<b>Color:</b> Yellow oil										
<b>Principal Uses:</b> Gelatinizing agent for nitrocellulose										
<b>Fragment Velocity: ft/sec</b> At 9 ft At 25½ ft Density, gm/cc	<b>Method of Loading:</b>									
	<b>Loading Density: gm/cc</b>									
<b>Blast (Relative to TNT):</b>  <b>Air:</b> Peak Pressure Impulse Energy  <b>Air, Confined:</b> Impulse  <b>Under Water:</b> Peak Pressure Impulse Energy  <b>Underground:</b> Peak Pressure Impulse Energy	<b>Storage:</b>  Method Liquid  Hazard Class (Quantity-Distance)  Compatibility Group  Exudation									
	<b>Solubility:</b> Soluble in methyl and ethyl alcohols, acetone, ether, ethylenedichloride, chloroform and benzene.  Insoluble in water, carbon disulphide, and petroleum ether.									
	<b>Toxicity:</b> Slight, decidedly less than nitroglycerin.									
	<b>Gelatinizing Action:</b> Slight on nitrocellulose.									
	<b>82.2°C KI Test:</b>  Minutes 2									

Nitroisobutylglycerol Trinitrate (NIBTG) Liquid

AMCP 706-177

Preparation:

A total of 675 gm 37% formalin is added to 150 gm nitromethane containing 2 gm potassium carbonate hemi-hydrate. The first 200 gm formalin is added slowly, keeping the temperature below 30°C, and then the heat of reaction is allowed to raise the temperature to 60°C, and the mixture then heated two hours at 90°C. The reaction mixture is then concentrated at reduced pressure and diluted, and this process repeated several times to remove formaldehyde. After the final concentration the cooled mixture is filtered and the crystalline product recrystallized from alcohol and then several times from ether and dried.

The nitrated product is then obtained by nitrating 50 gm nitroisobutylglycerol with 300 gm mixed acid (60/38/2, sulfuric acid/nitric acid/water) below 15°C for 1.5 hours.

Origin:

This explosive (also called Trimethylnitromethane Trinitrate, Nitroisobutanetriol Trinitrate, Nitroisobutylglycerin Trinitrate and incorrectly but widely used Nitroisobutylglycerol Trinitrate) was first described in 1912 by Hofwimmer (Z ges Schiess - Sprengstoffv 7, 43 (1912). Hofwimmer prepared the compound by the condensation of 3 moles of formaldehyde with 1 mole of nitromethane in the presence of potassium bicarbonate, the subsequent nitration of the product. The explosive can now be produced from coke, air, and natural gas.

References:<sup>50</sup>

- (a) H. A. Aaronson, Study of Explosives Derived from Nitroparaffins, PATR No. 1125, 24 October 1941.
- (b) M. Aubry, *Mém poudr*, 25, 197-204 (1932-33); CA 27, 4083 (1933).
- (c) A. Stettbacher, *Nitrocellulose* 5, 159-62, 181-4, 203-6 (1934); CA 29, 1250 (1935).
- (d) W. de C. Crater, U.S. Patent 2,112,749 (March 1938); CA 32, 3964 (1938).
- (e) H. J. Hibshman, E. H. Pierson, and H. B. Haas, *Ind Eng Chem* 32, 427-9 (1940); CA 34, 3235 (1940).
- (f) A. Stettbacher, *Z ges Schiess Sprengstoffv* 37, 62-4 (1942); CA 38, 255 (1944).

<sup>50</sup>See footnote 1, page 10.

AMCP 706-177

Nitrostarch Demolition Explosive (NSX)

<b>Composition:</b>		<b>Molecular Weight:</b> 325	
%		<b>Oxygen Balance:</b>	
Nitrostarch (12.50% N)	49	CO <sub>2</sub> %	-19
Barium Nitrate	40	CO %	8
Mononitrosphthalene	7	<b>Density: gm/cc</b>	
Paranitroaniline	3	<b>Melting Point: °C</b>	
Oil	1	<b>Freezing Point: °C</b>	
<b>C/H Ratio</b>		<b>Boiling Point: °C</b>	
<b>Impact Sensitivity, 2 Kg Wt:</b>		<b>Refractive Index, n<sub>D</sub><sup>20</sup></b>	
Bureau of Mines Apparatus, cm	21	n <sub>D</sub> <sup>20</sup>	
Sample Wt 20 mg		n <sub>D</sub> <sup>20</sup>	
Picotinny Arsenal Apparatus, in.	8	n <sub>D</sub> <sup>20</sup>	
Sample Wt, mg		<b>Vacuum Stability Test:</b>	
<b>Friction Pendulum Test:</b>		cc/40 Hrs, at	
Steel Shoe	Crackles, snaps	50°C	
Fiber Shoe	Unaffected	100°C	11+
<b>Rifle Bullet Impact Test:</b> 10 Trials		120°C	
	8 Trials*	135°C	
	%	150°C	
Explosions	97		
Partials	0		
Burned	0		
Unaffected	10		
*Packed in paper	87	<b>200 Gram Bomb Sand Test:</b>	
<b>Explosion Temperature: °C</b>		Sand, gm	
Seconds, 0.1 (no cap used)	--	39.5	
1	--	<b>Sensitivity to Initiation:</b>	
5 Decomposes	195	Minimum Detonating Charge, gm	
10		Mercury Fulminate	
15		Lead Azide	
20		Tetryl	
<b>75°C International Heat Test:</b>		<b>Ballistic Mortar, % TNT: (a)</b> 96	
% Loss in 48 Hrs	0.2	<b>Troust Test, % TNT:</b>	
<b>100°C Heat Test:</b>		<b>Plate Dent Test:</b>	
% Loss, 1st 48 Hrs	0.3	Method	
% Loss, 2nd 48 Hrs	0.3	Condition	
Explosion in 100 Hrs	None	Confined	
<b>Flammability Index:</b>		Density, gm/cc	
<b>Hygroscopicity: % 30°C, 90% RH</b> 2.1		Brisance, % TNT	
<b>Volatility:</b>		<b>Detonation Rate:</b>	
		Confinement	
		Condition	
		Charge Diameter, in.	
		Density, gm/cc	
		Rate, meters/second	

Nitrostarch Demolition Explosive (NSX)

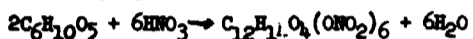
AMCP 706-177

<b>Fragmentation Test:</b>  <b>90 mm HE, M71 Projectile, Lot WC-91:</b> Density, gm/cc Charge Wt, lb  <b>Total No. of Fragments:</b> For TNT For Subject HE  <b>3 inch HE, M42A1 Projectile, Lot KC-5:</b> Density, gm/cc Charge Wt, lb  <b>Total No. of Fragments:</b> For TNT For Subject HE	<b>Shaped Charge Effectiveness, TNT = 100:</b>  <table style="width:100%; border:none;"> <tr> <td style="width:50%;"></td> <td style="text-align:center;">Glass Cones</td> <td style="text-align:center;">Steel Cones</td> </tr> <tr> <td>Hole Volume</td> <td></td> <td></td> </tr> <tr> <td>Hole Depth</td> <td></td> <td></td> </tr> </table>			Glass Cones	Steel Cones	Hole Volume			Hole Depth		
		Glass Cones	Steel Cones								
	Hole Volume										
	Hole Depth										
<b>Color:</b>											
<b>Principal Uses:</b> Demolition, bursting charges, and priming compositions											
<b>Fragment Velocity: ft/sec</b> At 9 ft At 25½ ft Density, gm/cc	<b>Method of Loading:</b> Hand tamped										
	<b>Loading Density: gm/cc</b> Apparent <span style="float:right">0.92</span>										
<b>Blast (Relative to TNT):</b>  <b>Air:</b> Peak Pressure Impulse Energy  <b>Air, Confined:</b> Impulse  <b>Under Water:</b> Peak Pressure Impulse Energy  <b>Underground:</b> Peak Pressure Impulse Energy	<b>Storage:</b>  <table style="width:100%; border:none;"> <tr> <td style="width:50%;">Method</td> <td style="text-align:right;">Dry</td> </tr> <tr> <td>Hazard Class (Quantity-Distance)</td> <td style="text-align:right;">Class 9</td> </tr> <tr> <td>Compatibility Group</td> <td style="text-align:right;">Group I</td> </tr> <tr> <td>Exhalation</td> <td style="text-align:right;">None</td> </tr> </table>		Method	Dry	Hazard Class (Quantity-Distance)	Class 9	Compatibility Group	Group I	Exhalation	None	
	Method	Dry									
	Hazard Class (Quantity-Distance)	Class 9									
	Compatibility Group	Group I									
	Exhalation	None									
<b>120°C Heat Test:</b>  <table style="width:100%; border:none;"> <tr> <td style="width:50%;"></td> <td style="text-align:center;"><u>Minutes</u></td> </tr> <tr> <td>Salmon Pink</td> <td style="text-align:right;">70</td> </tr> <tr> <td>Red Fumes</td> <td style="text-align:right;">255</td> </tr> <tr> <td>Explodes</td> <td style="text-align:right;">256</td> </tr> </table>			<u>Minutes</u>	Salmon Pink	70	Red Fumes	255	Explodes	256		
	<u>Minutes</u>										
Salmon Pink	70										
Red Fumes	255										
Explodes	256										

AMCP 706-177

Nitrostarch Demolition Explosive (NSX)Preparation: (b)

The nitration of starch proceeds with the formation of hexanitro starch according to the following equation:



Tapioca starch is considered the best for nitration purposes, although other starches give fairly stable products. The starch, pretreated to remove oils, fats and water soluble impurities, is dried and screened. Feeding of the dried starch into stainless steel nitration vessels containing mixed acid (62%-63% HNO<sub>3</sub> and 37%-38% H<sub>2</sub>SO<sub>4</sub>) is done slowly with constant agitation of the mixture. The heat evolved must be controlled by cooling coils. The nitrated starch is separated from the spent acid, washed with a large amount of water and centrifuged. Final drying is on trays heated to 35°-40°C with air. This product is so sensitive even a static discharge might cause explosion.

Nitrostarch demolition explosives contain a high percentage of nitrostarch, an oxidizing agent, mineral oil, a stabilizer and/or other ingredients.

Origin:

Nitrostarch was first prepared in 1833 by Brancauot, who called it xyloidine (*Ann chim phys* [2] 52, 290 (1833)). T. J. Pelouze studied xyloidine further and reported its explosive properties (*Compt rend* 7, 713 (1838)). It found military use in the United States during World Wars I and II as blasting explosives and as an ingredient of bursting charges and priming compositions.

References:<sup>51</sup>

(a) W. R. Tomlinson, Jr., Physical and Explosive Properties of Military Explosives, PATR No. 1372, 29 November 1943.

(b) G. D. Clift and B. T. Fedoroff, A Manual for Explosives Laboratories, Vol I, Lefax Society, Inc., Philadelphia (1942).

(c) Also see the following Picatinny Arsenal Technical Reports on Nitrostarch Explosives:

<u>1</u>	<u>2</u>	<u>4</u>	<u>7</u>	<u>8</u>	<u>9</u>
1611	782	1034	1117	838	1269
	2032			848	

<sup>51</sup>See footnote 1, page 10.



AHCP 706-177

Octol, 70/30

<b>Composition:</b>		<b>Molecular Weight:</b> 265	
%		<b>Oxygen Balance:</b>	
EMX	70	CO <sub>2</sub> %	-38
TNT	30	CO %	-7.5
<b>C/H Ratio</b>		<b>Density: gm/cc</b>	Cast 1.80
		<b>Melting Point: °C</b>	
		<b>Freezing Point: °C</b>	
<b>Impact Sensitivity, 2 Kg Wt:</b>		<b>Boiling Point: °C</b>	
Bureau of Mines Apparatus, cm		<b>Refractive Index, n<sub>D</sub><sup>20</sup></b>	
Sample Wt 20 mg			
P catinny Arsenal Apparatus, in. 18			
Sample Wt, mg 26			
<b>Friction Pendulum Test:</b>		<b>Vacuum Stability Test:</b>	
Steel Shoe	Unaffected	cc/40 Hrs, at	
Fiber Shoe	Unaffected	90°C	----
		100°C	----
		120°C	0.37
		135°C	
		150°C	
<b>Rifle Bullet Impact Test: Trials</b>		<b>200 Gram Bomb Sand Test:</b>	
% Explosions		Sand, gm Exploratory	58.4
% Partial			
% Burned			
% Unaffected			
<b>Explosion Temperature: °C</b>		<b>Sensitivity to Initiation:</b>	
Seconds, 0.1 (no cap used)	---	Minimum Detonating Charge, gm	
1	---	Mercury Fulminate	----
5	Flames erratically 335	Lead Azide	0.30
10		Tetryl	----
15			
20			
<b>75 °C International Heat Test:</b>		<b>Ballistic Mortar, % TNT:</b> 115	
% Loss in 48 Hrs		<b>Trouz Test, % TNT:</b>	
		<b>Plate Dent Test:</b>	
<b>100 °C Heat Test:</b>		Method	
% Loss, 1st 48 Hrs		Condition	
% Loss, 2nd 48 Hrs		Confined	
Explosion in 100 Hrs		Density, gm/cc	
		Brisance, % TNT	
<b>Flammability Index:</b>		<b>Detonation Rate:</b>	
		Confinement	None
		Condition	Cast
<b>Hygroscopicity: %</b>		Charge Diameter, in.	1.0
		Density, gm/cc	1.80
<b>Volatility:</b>		Rate, meters/second	8377



Octol, 70/30

AMCP 706-177

<b>Fragmentation Test:</b>  <b>90 mm HE, M71 Projectile, Lot WC-91:</b> Density, gm/cc Charge Wt, lb  <b>Total No. of Fragments:</b> For TNT For Subject HE  <b>3 inch HE, M42A1 Projectile, Lot KC-5:</b> Density, gm/cc Charge Wt, lb  <b>Total No. of Fragments:</b> For TNT For Subject HE	<b>Shaped Charge Effectiveness, TNT = 100:</b>  Glass Cones    Steel Cones Hole Volume Hole Dcpth
	<b>Color:</b> Buff
	<b>Principal Uses:</b> HE projectile and bomb filler
	<b>Method of Loading:</b> Cast
	<b>Loading Density: gm/cc</b> 1.80
<b>Fragment Velocity, ft/sec</b> At 9 ft At 25½ ft Density, gm/cc	<b>Storage:</b>  Method Dry  Hazard Class (Quantity-Distance) Class 9  Compatibility Group Group I  Exudation
<b>Blast (Relative to TNT):</b>  <b>Air:</b> Peak Pressure Impulse Energy  <b>Air, Confined:</b> Impulse  <b>Under Water:</b> Peak Pressure Impulse Energy  <b>Underground:</b> Peak Pressure Impulse Energy	<b>Work to Produce Rupture: ft-lb/inch<sup>3</sup> *</b>  Average (10 tests) 1.55 High 1.87 Low 1.10  <b>Efflux Viscosity, Saybolt Seconds: 5 9</b>
	*Test specimen 1/2" x 1/2" cylinder (approximately 3 gm) pressed at 3 tons (6,000 lb) total load or 30,000 psi with a 2 minute time of dwell.

AMCP 706-177

Octol, 70/30

Effect of Altitude, Charge Diameter and Degree of Confinement on Detonation Velocity\*  
(Reference b)

Explosive	Simulated Altitude, Feet	One-Inch Column		Two-Inch Column	
		Confined m/s	Unconfined m/s	Confined m/s	Unconfined m/s
70/30, RDX/TNT; density, gm/cc 1.62	Ground	7900	8100	7660	8030
	30,000	8020	8120	7900(4)	7800
	60,000	8040	8140	8010	7950
	90,000	8060	7980	8010	7710
	Average	8005	8085	7895	7873
70/30, HMX/TNT; density, gm/cc 1.61	Ground	7760	7900(4)	7870	7640(4)
	30,000	8050	8060	7930	7710
	60,000	8020	7930	7890	7650
	90,000	7950	8000	7940	7650
	Average	7995	7973	7908	7663

\*70/30 Octol confined charge in 1/4" steel tube, AISI 1015 seamless, 1" diameter 18" long, and 2" diameter 7" long. All means were determined from sets of five values unless otherwise indicated by ( ). A 26 gm tetry booster was used to initiate each charge.

Average Fragment Velocities at Various Altitudes\* (g)

Explosive	Charge Diameter, Inches	Simulated Altitude, Feet			
		Ground m/s	30,000 m/s	60,000 m/s	90,000 m/s
70/30, RDX/TNT	1	3415	3672	3666	3685
	2	4647	5192	5236	6011
70/30, HMX/TNT	1	3366	3680	4014	3617
	2	4703	5464	6089	6111

\*Outside diameter 2.54"; inside diameter 2.04"; length 7".

Octol, 70/30

AMCP 706-177

**Tensile Strength:\***

	lb/inch <sup>2</sup>
Average (8 tests)	169
High	204
Low	128

\*Test specimen as per Picatinny Arsenal sketch XL-076B, at 21°C.

**Modulus of Elasticity:\***

	lb/inch <sup>2</sup>
Average (10 tests)	73,200
High	79,300
Low	63,000

\*Test specimen 1/2" x 1/2" cylinder (approximately 3 gm) pressed at 3 tons (6,000 lb) total load or 30,000 psi. with a 2 minute time of dwell.

**Setback Sensitivity Test: ( )**

Critical Pressure	92,000 psi*
Density, gm/cc	1.72

\*Pressure below which no initiation is obtained and above which an increasing percentage of initiations can be expected as the setback pressure increases.

**Pit Fragmentation Test:**

105 mm M1 HE Projectile:

Weight Group, grains	No. of Fragments
1/2 - 2	1297
2 - 5	665
5 - 10	497
10 - 25	661
25 - 50	472
50 - 75	247
75 - 150	322
150 - 750	295
750 - 2500	12
Total Number	4,667

AMCP 706-177

Octol, 75/25

<b>Composition:</b>		<b>Molecular Weight:</b>	276
%		<b>Oxygen Balance:</b>	
HGX	75	CO <sub>2</sub> %	-35
TNT	25	CO %	-33
		<b>Density: gm/cc</b>	Cast: 1.81
		<b>Melting Point: °C</b>	
<b>C/H Ratio</b>		<b>Freezing Point: °C</b>	
<b>Impact Sensitivity, 2 Kg Wt:</b>		<b>Boiling Point: °C</b>	
Bureau of Mines Apparatus, cm	--	<b>Refractive Index, n<sub>D</sub><sup>20</sup></b>	
Sample Wt 20 mg		n <sub>D</sub> <sup>20</sup>	
Picatinny Arsenal Apparatus, in.	17	n <sub>D</sub> <sup>20</sup>	
Sample Wt, mg	25		
<b>Friction Pendulum Test:</b>		<b>Vacuum Stability Test:</b>	
Steel Shoe	Unaffected	cc/40 Hrs, at	
Fiber Shoe	Unaffected	90°C	----
		100°C	----
<b>2 Rifle Bullet Impact Test: 10 Trials %</b>		120°C	0.39
<u>3/16" Steel</u>	<u>1/8" Al</u>	135°C	
Explosions	70	150°C	
Partials	--		
Burned	--	<b>200 Gram Bomb Sand Test:</b>	
Unaffected	30	Sand, gm Exploratory	62.1
<b>Explosion Temperature:</b>	°C	<b>Sensitivity to Initiation:</b>	
Seconds, 0.1 (no cap used)	---	Minimum Detonating Charge, gm	
1	---	Mercury Fulminate	----
5 Flames erratically	350	Lead Azide	0.30
10		Tetryl	----
15		<b>Ballistic Mortar, % TNT:</b>	116
20		<b>Trawl Test, % TNT:</b>	
<b>75°C International Heat Test:</b>		<b>Plate Dent Test:</b>	
% Loss in 48 Hrs		Method	
<b>100°C Heat Test:</b>		Condition	
% Loss, 1st 48 Hrs		Confined	
% Loss, 2nd 48 Hrs		Density, gm/cc	
Explosion in 100 Hrs		Brisance, % TNT	
<b>Flammability Index:</b>		<b>Detonation Rate:</b>	
<b>Hygroscopicity: %</b>		Confinement	None
<b>Volatility:</b>		Condition	Cast
		Charge Diameter, in.	1.0
		Density, gm/cc	1.81
		Rate, meters/second	8643

Octol, 75/25

AMCP 706-177

<b>Buster Sensitivity Test:</b> Condition Tetryl, gm Wax, in. for 50% Detonation Wax, gm Density, gm/cc	<b>Decomposition Equation:</b> Oxygen, atoms/sec (Z/sec) Heat, kilocalorie/mole (ΔH, kcal/mol) Temperature Range, °C Phase
<b>Heat of:</b> Combustion, cal/gm 2676 Explosion, cal/gm 1131 Gas Volume, cc/gm 830 Formation, cal/gm Fusion, cal/gm 29.4* *Calculated for 76.9% HMX, 23.1% TNT.	<b>Armor Plate Impact Test:</b>  <b>60 mm Mortar Projectile:</b> 50% Inert Velocity, ft/sec Aluminum Fineness  <b>500-lb General Purpose Bombs:</b>  Plate Thickness, inches  1 1½ 1¾ 1½
<b>Specific Heat: cal/gm/°C</b> ** -79°C 0.200 -80°C to +80°C 0.240 33°C to 74°C 0.245 90°C to 150°C 0.323 **Determined for 76.9% HMX, 23.1% TNT.	
<b>Burning Rate:</b> cm/sec	
<b>Thermal Conductivity:</b> cal/sec/cm/°C	
<b>Coefficient of Expansion:</b> Linear, %/°C  Volume, %/°C	
<b>Hardness, Mohs' Scale:</b>	
<b>Young's Modulus:</b> E', dynes/cm <sup>2</sup> E, lb/inch <sup>2</sup> Density, gm/cc	
<b>Compressive Strength: lb/inch<sup>2</sup></b> 1340 See below	<b>Bomb Drop Test:</b>  <b>T7, 2000-lb Semi-Armor-Piercing Bomb vs Concrete:</b>  Max Safe Drop, ft  <b>500-lb General Purpose Bomb vs Concrete:</b>  Height, ft Trials Unaffected Low Order High Order  <b>1000-lb General Purpose Bomb vs Concrete:</b>  Height, ft Trials Unaffected Low Order High Order
<b>Vapor Pressure:</b> °C mm Mercury <b>Compressive Strength: lb/inch<sup>2</sup></b> *** Average (10 tests) 1340 High 1560 Low 1040	<b>Ultimate Deformation: %</b> Average (10 tests) 2.43 High 2.69 Low 2.04

\*\*\*Test specimen 1/2" x 1/2" cylinder (approximately 3 gm) pressed at 3 tons (6,000 lb) total load or 30,000 psi with a 2 minute time of dwell.

AMCP 706-177

Octol, 75/25

<b>Fragmentation Test:</b>  <b>90 mm HE, M71 Projectile, Lot WC-91:</b> Density, gm/cc Charge Wt, lb  <b>Total No. of Fragments:</b> For TNT For Subject HE  <b>3 inch HE, M42A1 Projectile, Lot KC-3:</b> Density, gm/cc Charge Wt, lb  <b>Total No. of Fragments:</b> For TNT For Subject HE	<b>Shaped Charge Effectiveness, TNT = 10%:</b>  Glass Cones    Steel Cones Hole Volume Hole Depth
	<b>Color:</b> Buff
	<b>Principal Uses:</b> HE projectile and bomb filler
<b>Fragment Velocity: ft/sec</b> At 9 ft At 25 1/2 ft Density, gm/cc	<b>Method of Loading:</b> Cast
	<b>Leading Density: gm/cc</b> 1.81
<b>Blast (Relative to TNT):</b>  <b>Air:</b> Peak Pressure Impulse Energy  <b>Air, Confined:</b> Impulse  <b>Under Water:</b> Peak Pressure Impulse Energy  <b>Underground:</b> Peak Pressure Impulse Energy	<b>Storage:</b>  Method Dry  Hazard Class (Quantity-Distance) Class 9  Compatibility Group Group I  Exudation
	<b>Work to Produce Rupture: ft-lb/inch<sup>3</sup> *</b>  Average (10 tests) 1.31 High 1.57 Low 1.07
	<b>Efflux Viscosity, Saybolt Seconds:</b> 9.0
*Test specimen 1/2" x 1/2" cylinder (approximately 3 gm) pressed at 3 tons (6,000 lb) total load or 30,000 psi with a 2 minute time of dwell.	



7

Octol, 75/25

AMCP 706-177

**Fragment Velocity Test: (a)**  
**M26 Hand Grenade:**

Explosive	Average Fragment Velocity, ft/sec over last 6 feet
Composition B	4948
75/25 Cyclotol	4908
75/25 Octol	5124

**Tensile Strength:\***

	lb/inch <sup>2</sup>
Average (10 tests)	266
High	330
Low	226

\*Test specimen as per Picatinny Arsenal sketch XL-076B, at 21°C.

**Modulus of Elasticity:\***

	lb/inch <sup>2</sup>
Average (10 tests)	62,100
High	75,900
Low	45,200

\*Test specimen 1/2" x 1/2" cylinder (approximately 3 gm) pressed at 3 tons (6,000 lb) total load or 30,000 psi with a 2 minute time of dwell.

**Setback Sensitivity Test: (a)**

Critical Pressure	76,000 psi*
Density, gm/cc	1.80

\*Pressure below which no initiation is obtained and above which an increasing percentage of initiations can be expected as the setback pressure increases.

**Pit Fragmentation Test: (a)**

**105 mm M1 HE Projectile:**

Weight Group, grains	No. of Fragments
1/2 - 2	1611
2 - 5	777
5 - 10	535
10 - 25	719
25 - 50	480
50 - 75	246
75 - 150	339
150 - 750	293
750 - 2500	8
<b>Total Number</b>	<b>5008</b>

AMCP 706-177

Octol, 70/30; Octol, 75/25Preparation:

Water-wet EMX is added slowly to molten TNT in a steam-jacketed kettle at a temperature of 100°C. The mixture is heated and stirred until all moisture is evaporated. The composition is cooled to a satisfactory pouring temperature and cast directly into ammunition components or prepared in the form of chips to be stored for later use.

References:<sup>52</sup>

(a) 1st Indorsement from Chief, Explosives Development Section, to Chief, Explosives Research Section, Picatinny Arsenal, dated 12 May 1958. Subject: "Properties of Octols and HTA-3."

(b) A. W. O'Brien, Jr., C. W. Plummer, R. P. Woodburn and V. Philipchuk, Detonation Velocity Determinations and Fragment Velocity Determinations of Varied Explosive Systems and Conditions, National Northern Corporation Final Summary Report NNC-F-13, February 1958 (Contract DAI-19-020-501-ORD-(P)-58).

<sup>52</sup>See footnote 1, page 10.

PB-RDX

AMCP 706-177

<b>Composition:</b>		<b>Molecular Weight:</b> 245	
%		<b>Oxygen Balance:</b>	
RDX	90	CO <sub>2</sub> %	-62
Polystyrene (unmodified)	8.5	CO %	-18
Dioctylphthalate	1.5	<b>Density: gm/cc</b>	
		Unpressed	0.81
		Pellet pressed at 30,000 psi	1.62
<b>C/H Ratio</b>		<b>Melting Point: °C</b>	
		<b>Freezing Point: °C</b>	
<b>Impact Sensitivity, 2 Kg Wt:</b>		<b>Boiling Point: °C</b>	
Bureau of Mines Apparatus, cm	Unpressed 28		
Sample Wt 20 mg		<b>Refractive Index, n<sub>D</sub><sup>20</sup></b>	
Picatinny Arsenal Apparatus, in.	15	n <sub>D</sub> <sup>25</sup>	
Sample Wt, mg	20	n <sub>D</sub> <sup>30</sup>	
<b>Friction Pendulum Test:</b>		<b>Vacuum Stability Test:</b>	
Steel Shoe	Unaffected	cc/40 Hrs, at	
Fiber Shoe	Unaffected	90°C	----
		100°C	----
		120°C	0.41
		135°C	
		150°C	
<b>Rifle Bullet Impact Test: 10 Trials *</b>		<b>200 Gram Bomb Seed Test:</b>	
	%	Seed, gm	
Explosions	10		
Partials	90		
Burned	0		
Unaffected	0		
<b>Explosion Temperature: °C</b>		<b>Sensitivity to Initiation:</b>	
Seconds, 0.1 (no cap used)	---	Minimum Detonating Charge, gm	
1	---	Mercury Fulminate	
5 Smokes	275	Lead Azide	
10		Tetryl	
15			
20		<b>Ballistic Mortar, % TNT:</b>	
		<b>Trawl Test, % TNT:</b>	
<b>75°C International Heat Test:</b>		<b>Plate Heat Test:</b>	
% Loss in 48 Hrs		Method	
		Condition	
		Confined	
		Density, gm/cc	
		Brisance, % TNT	
<b>100°C Heat Test:</b>		<b>Detection Rate:</b>	
% Loss, 1st 48 Hrs	0.00	Confinement	
% Loss, 2nd 48 Hrs	0.00	Condition	
Explosion in 100 Hrs	None	Charge Diameter, in.	
		Density, gm/cc	
		Rate, meters/second	
<b>Flammability Index:</b>			
<b>Hygroscopicity: %</b>			
* Test procedure described in PATR No. 2247, May 1956.			

AMCP 706-177

PB-RDX

<b>Booster Sensitivity Test:</b> Condition Tetryl, gm Wax, in. for 50% Detonation Wax, gm Density, gm/cc	<b>Decomposition Equation:</b> Oxygen, atoms/sec (Z/sec) Heat, kilocalorie/mole ( $\Delta H$ , kcal/mol) Temperature Range, °C Phase
<b>Heat of:</b> Combustion, cal/gm                    3027 Explosion, cal/gm                        983 Gas Volume, cc/gm Formation, cal/gm Fusion, cal/gm	<b>Armor Plate Impact Test:</b>  <b>60 mm Mortar Projectile:</b> 50% Inert, Velocity, ft/sec Aluminum Fineness  <b>500-lb General Purpose Bombs:</b>  Plate Thickness, inches  1 1¼ 1½ 1¾
<b>Specific Heat: cal/gm/°C</b>	<b>Bomb Drop Test:</b>  <b>T7, 2000-lb Semi-Armor-Piercing Bomb vs Concrete:</b>  Max Safe Drop, ft  <b>500-lb General Purpose Bomb vs Concrete:</b>  Height, ft Trials Unaffected Low Order High Order  <b>1000-lb General Purpose Bomb vs Concrete:</b>  Height, ft Trials Unaffected Low Order High Order
<b>Burning Rate:</b> cm/sec	
<b>Thermal Conductivity:</b> cal/sec/cm/°C	
<b>Coefficient of Expansion:</b> Linear, %/°C  Volume, %/°C	
<b>Hardness, Mohs' Scale:</b>	
<b>Young's Modulus:</b> See below E', dynes/cm <sup>2</sup> E, lb/inch <sup>2</sup> Density, gm/cc	
<b>Compressive Strength: lb/inch<sup>2</sup></b> 2403    2149 Percent                                        8.9     13.1	
<b>Vapor Pressure:</b> °C                    mm Mercury <b>Young's Modulus: * (a)</b> <u>Temperature</u> E, lb/inch <sup>2</sup> (avg of 5)                    Ambient    95°C Density, gm/cc                                1.60        1.57	

\*Pellets (Lot OAC-596-55) 0.750 inch diameter by 0.750 inch long, pressed at 30,000 psi with 30-second dwell.

PB-RDX

AMCP 706-177

<b>Fragmentation Test:</b>  <b>90 mm HE, M71 Projectile, Lot WC-91:</b> Density, gm/cc Charge Wt, lb  <b>Total No. of Fragments:</b> For TNT For Subject HE  <b>3 inch HE, M42A1 Projectile, Lot KC-5:</b> Density, gm/cc Charge Wt, lb  <b>Total No. of Fragments:</b> For TNT For Subject HE	<b>Shaped Charge Effectiveness, TNT = 100:</b>  Glass Cones    Steel Cones Hole Volume Hole Depth																													
	<b>Color:</b> White																													
	<b>Principal Uses:</b> High mechanical strength explosive																													
	<b>Method of Loading:</b> Pressed																													
<b>Fragment Velocity: ft/sec</b> At 9 ft At 25 1/2 ft Density, gm/cc	<b>Loading Density: gm/cc    Pressed, psi x 10<sup>3</sup></b> 0    10    20    30 1.10   1.49   1.59   1.62																													
	<b>Storage:</b>  Method    Dry  Hazard Class (Quantity-Distance)    Class 9  Compatibility Group    Group I  Exudation    None																													
<b>Blast (Relative to TNT):</b>  <b>Air:</b> Peak Pressure Impulse Energy  <b>Air, Confined:</b> Impulse  <b>Under Water:</b> Peak Pressure Impulse Energy  <b>Underground:</b> Peak Pressure Impulse Energy	<b>Rockwell Hardness, "R" Scale:    (a)</b> <b>1/2 inch diameter Penetrator, 60 Kg Load:</b>  <table border="1"> <thead> <tr> <th>Pellet No.*</th> <th>Specific Gravity</th> <th>Hardness</th> </tr> </thead> <tbody> <tr><td>1</td><td>1.624</td><td>84</td></tr> <tr><td>2</td><td>1.623</td><td>90</td></tr> <tr><td>3</td><td>1.611</td><td>84</td></tr> <tr><td>4</td><td>1.600</td><td>80</td></tr> <tr><td>5</td><td>1.590</td><td>75</td></tr> <tr><td>6</td><td>1.571</td><td>73</td></tr> <tr><td>7</td><td>1.548</td><td>62</td></tr> <tr><td>8</td><td>1.524</td><td>49</td></tr> </tbody> </table>			Pellet No.*	Specific Gravity	Hardness	1	1.624	84	2	1.623	90	3	1.611	84	4	1.600	80	5	1.590	75	6	1.571	73	7	1.548	62	8	1.524	49
	Pellet No.*	Specific Gravity	Hardness																											
	1	1.624	84																											
	2	1.623	90																											
3	1.611	84																												
4	1.600	80																												
5	1.590	75																												
6	1.571	73																												
7	1.548	62																												
8	1.524	49																												
*Pellets (Lot HOL-F-93) were 1-1/2 inches in diameter and 3/4 inch high.																														

AMCP 706-177

PB-RDX

Sensitivity of PB-RDX and 98/2 RDX/Stearic Acid Pellets\* to Initiation by Type II Special Blasting Caps (a)

Pellets	Gap (Distance From Base of Cap to Pellet), Inches						
	0.250	0.300	0.350	0.400	0.450	0.500	0.750
<b>PB-RDX with Pellet Density 1.55 gm/cc</b>							
No. of Trials		8	5	6	2	1	1
Average Depth of Plate Indentation, inches **	0.082	0.090	0.087	0.080	0.080	—	—
No. of Failures	0	1	3	4	1	1	1
<b>PB-RDX with Pellet Density 1.60 gm/cc</b>							
No. of Trials	3	8	9	4	3	5	2
Average Depth of Plate Indentation, inches **	0.090	0.089	0.087	0.088	0.087	0.075	—
No. of Failures	0	0	2	3	2	3	2
<b>98/2 RDX/Stearic Acid With Pellet Density 1.63 gm/cc</b>							
No. of Trials	5	3	5	5	5	5	5
Average Depth of Plate Indentation, inches **	0.109	0.096	0.095	0.092	0.097	0.087	—
No. of Failures	0	1	0	3	4	4	5

\* Pellets 0.92 inch diameter, 0.375 inch height.

\*\* Mild steel plate 5" x 5" x 1".

Performance of PB-RDX as Booster: (b, d)

Ten 2.75 inch HEAT M1 Rocket Heads were unaffected in performance by storage at 71°C for 28 days. Thus, PB-RDX was not desensitized by contact with TNT-bearing explosives. Tetryl, similarly used, becomes desensitized when stored in bursting charges at elevated temperatures.

In addition, 108 modified M307A1 57 mm projectiles were fired for performance against armor. Each round contained a PB-RDX booster pellet. There was no evidence in these firings that the projectiles were inadequately boosted.

## PB-RDX

AMCP 706-177

Preparation:

The purchase description sheet for polystyrene-bonded RDX (X-PA-PD-1088, 25 October 1956) requires that the PB-RDX shall be a mixture of RDX, coated and surrounded by a homogeneous mixture of polystyrene and dioctylphthalate. The specified percentage of RDX shall consist of a mixture of 75% Type B, Class A RDX and 25% Type B, Class E RDX. The granulation of the unpressed composition shall be as follows:

Through U. S. Standard Sieve No.	Minimum %	Maximum %
6	100	--
12	60	--
20	--	2
35	--	0

Two methods have been reported for the preparation of PB-RDX (Reference: Los Alamos Scientific Laboratory, Contract W-7405-Eng 36 with U.S. Atomic Energy Commission, Report No. LA-1448). The earlier method employed a Baker-Perkins type mixer to blend the components. This procedure gave a product with good pressing characteristics. However, the molding composition was nonuniform in granulation and tended to be dusty. The slurry method of PB-RDX preparation gave a product which was uniform, free-flowing and dustless. In addition, PB-RDX granulated by the slurry method exhibited satisfactory drying, handling and pressing characteristics.

The final procedure incorporating the better features found from the study of such variables as solvents, solvent/plastic ratios, lacquer addition and temperature, agitation, RDX particle size distribution, dispersants and rosin additive, was as follows (Reference c):

Forty-two and five-tenths grams (42.5 gm) of polystyrene and 8 cc dioctylphthalate were dissolved in 200 cc toluene in a lacquer dissolver. Steam was introduced into the jacket until the temperature reached 65°C. The lacquer was agitated constantly until it was ready to be added to the granulator. This lacquer contained a 1:4 ratio of plastic-plasticizer to toluene.

Four hundred and fifty grams (450 gm) of RDX and 4500 grams of H<sub>2</sub>O (ratio 1:10) were added to the granulator. The agitator was set for 400 rpm and the temperature was raised to 75°C by introducing steam into the jacket. The temperature differential between the lacquer solution and the RDX/water slurry was 5° to 10°C.

The lacquer solution was poured through the charging funnel into the granulator. As soon as the lacquer was added, a solution of gelatin in water was added, and the mixture was agitated until the lacquer was well dispersed in the RDX slurry (approximately 5 minutes). Granulation took place at this point. Steam was introduced again into the jacket to distill the solvent until the temperature reached 98°C. Cooling water was then run into the jacket to cool the batch to 40°C. The coated material from the granulator was collected on a Buchner funnel and dried in a tray at 70°C for 24 hours. Temperatures below 70°C did not furnish enough heat, but a temperature of 80°C produced stickiness and caking of PB-RDX.

Origin:

An explosive consisting of RDX coated with polystyrene plasticized with dioctylphthalate was initially developed in 1952 for the Atomic Energy Commission by Los Alamos Scientific Laboratory of the University of California (Contract W-7405-Eng 36 with U. S. Atomic Energy

AMCP 766-177

PB-RDX

Commission, Report No. LA-1448). The specific formulation of 90/8.5/1.5 RDX/polystyrene/dioctylphthalate was subsequently standardized by Los Alamos. This explosive, originally designated PBX, has been redesignated PB-RDX. The detailed requirements for the present polystyrene-bonded RDX(PB-RDX) are given in purchase description X-PA-PD-1088, 25 October 1956.

References:<sup>53</sup>

- (a) B. J. Zlotucha, T. W. Stevens and C. E. Jacobson, Characteristics of Polystyrene-Bonded RDX(PB-RDX), PATR No. 2497, April 1958.
- (b) A. J. Pascasio, The Suitability of a Bare PBX Booster Pellet in the 2.75 Inch M1 HEAT Rocket Head, PATR No. 2271, November 1955.
- (c) J. L. Vermillion and R. C. Dubberly, Plastic-Bonded RDX, Its Preparation by the Slurry Method, Holston Defense Corporation, Control No. EO-T-16 Series A (PAC 1081), 5 March 1953.
- (d) C. J. Eichinger, Report on Cartridge HEAT 57 mm M307A1 (Mod) with Modified Copper Liner, Aberdeen Proving Ground, Development and Proof Services, First Report on OC Project DA3-5204, October 1957.

<sup>53</sup>See footnote 1, page 10.



Pentaerythritol Trinitrate (PETRIN)

AMCP 706-177

<b>Composition:</b> % C 22.1 H 3.3 N 15.5 O 59.1 C/H Ratio 0.141	$  \begin{array}{c}  \text{CH}_2\text{ONO}_2 \\    \\  \text{HOCH}_2 - \text{C} - \text{CH}_2\text{ONO}_2 \\    \\  \text{CH}_2\text{ONO}_2  \end{array}  $	<b>Molecular Weight:</b> (C <sub>5</sub> H <sub>9</sub> N <sub>3</sub> O <sub>10</sub> ) 271
		<b>Oxygen Balance:</b> CO <sub>2</sub> % -27 CO % 3
		<b>Density:</b> gm/cc 1.54
		<b>Melting Point:</b> °C 26 to 28
		<b>Freezing Point:</b> °C
<b>Impact Sensitivity, 2 Kg Wt:</b> Bureau of Mines Apparatus, cm Sample Wt 20 mg Picatinny Arsenal Apparatus, in. 5 to 10 Sample Wt, mg 38	<b>Boiling Point:</b> °C 4 mm Hg Decomposes 130	
	<b>Refractive Index, n<sub>D</sub><sup>20</sup></b> n <sub>D</sub> <sup>20</sup> n <sub>D</sub> <sup>25</sup>	
<b>Friction Pendulum Test:</b> Steel Shoe Fiber Shoe	<b>Vacuum Stability Test:</b> cc/40 Hrs, at 90°C ---- 100°C 2.54 to 5.69 120°C 135°C 150°C	
<b>Rifle Bullet Impact Test:</b> Trials Explosions % Partials Burned Unaffected		
<b>Explosion Temperature:</b> °C Seconds, 0.1 (no cap used) 1 5 10 15 20	<b>200 Gram Bomb Sand Test:</b> Sand, gm	
	<b>Sensitivity to Initiation:</b> Minimum Detonating Charge, gm Mercury Fulminate Lead Azide Tetryl	
<b>75°C International Heat Test:</b> % Loss in 48 Hrs	<b>Ballistic Master, % TNT:</b>	
	<b>100°C Heat Test:</b> % Loss, 1st 48 Hrs % Loss, 2nd 48 Hrs Explosion in 100 Hrs	<b>Trawl Test, % TNT:</b>
<b>Flammability Index:</b>	<b>Plate Dent Test:</b> Method Condition Confined Density, gm/cc Brisance, % TNT	
<b>Hygroscopicity:</b> %		
<b>Volatility:</b>		
	<b>Detonation Rate:</b> Confinement Condition Charge Diameter, in. Density, gm/cc Rate, meters/second	

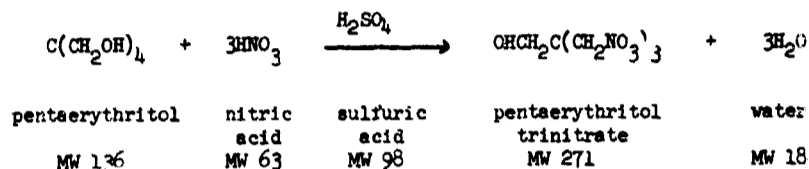
AZCP 706-177

Pentaerythritol Trinitrate (PETRIN)

<b>Fragmentation Test:</b>  <b>90 mm HE, M71 Projectile, Lot WC-91:</b> Density, gm/cc Charge Wt, lb  <b>Total No. of Fragments:</b> For TNT For Subject HE  <b>3 inch HE, M42A1 Projectile, Lot KC-5:</b> Density, gm/cc Charge Wt, lb  <b>Total No. of Fragments:</b> For TNT For Subject HE	<b>Shaped Charge Effectiveness, TNT = 100:</b>  Glass Cones    Steel Cones Hole Volume Hole Depth
	<b>Color:</b> White
	<b>Principal Uses:</b> Explosive, propellant or igniter ingredient
	<b>Method of Loading:</b>
<b>Fragment Velocity: ft/sec</b> At 9 ft At 25½ ft Density, gm/cc	<b>Loading Density: gm/cc</b>
<b>Blast (Relative to TNT):</b>  <b>Air:</b> Peak Pressure Impulse Energy  <b>Air, Confined:</b> Impulse  <b>Under Water:</b> Peak Pressure Impulse Energy  <b>Underground:</b> Peak Pressure Impulse Energy <b>Absolute Viscosity, poises:</b> Temp, 17°C    14.8 23°C    4.3 28°C    3.0 38°C    1.2	<b>Storage:</b>  Method    Dry  Hazard Class (Quantity-Distance)  Compatibility Group  Exudation    None
	PETRIN esters are listed in reference (b) and most of these esters have been shown to have explosive properties.
	An infrared spectrophotometric procedure was developed for the determination of the acetone content of PETRIN (ref c). A 2.5 gm sample of PETRIN is dissolved in chloroform and the volume increased to 25 milliliters in a volumetric flask. The acetone content of the PETRIN solution is determined by its infrared absorption at 5.82µ in a 0.5 mm cell. A double beam method is used with a reference cell containing chloroform and acetone-free PETRIN. The quantity of the latter must be carefully adjusted to give a good balance between the test sample and reference cells for the strong PETRIN peak at 6.02µ maximum.
	<b>Heat of:</b> Explosion, cal/gm    1204

Pentaerythritol Trinitrate (PETRIN)

AMCP 706-177

Preparation:

The earlier procedure used for the manufacture of PETRIN was that developed at Allegheny Ballistics Laboratory. In this process, called the "A process," 80% HNO<sub>3</sub> and the solid pentaerythritol were charged to the reactor and 80% H<sub>2</sub>SO<sub>4</sub> was added slowly at a rate to permit control of temperature at 0° to 5°C. This mixture was held for a 2-1/2-hour reaction period, then drowned in water and filtered to give a cake containing both the tri- and tetra-nitrates of pentaerythritol. The cake was dissolved in acetone and neutralized in solution with ammonium carbonate, after which the PETRIN was precipitated by the addition of water. After filtration, the PETRIN was recovered from the filtrate by stripping off the solvent under vacuum. Yields by this process averaged about 40%.

An improved process, called the "B process," used the same primary reaction procedure but a different work-up procedure. After the reaction holding period, water was added to dilute the mixed acid and the batch was extracted *in situ* with methylene chloride. The organic layer was separated, neutralized with aqueous sodium bicarbonate, and stripped of methylene chloride under vacuum to yield the product directly. Yields by this process were about 50% and quality of the product was much improved over that of the "A process."

The "C process," currently in use, involves essentially the simultaneous synthesis and extraction of PETRIN from the reaction mixture. Methylene chloride approximately equal to the total weight of the other components is added to the reaction mixture before the sulfuric acid. After a suitable time following the addition of sulfuric acid, the solvent is removed and replaced by fresh solvent one or more times. The combined extracts are neutralized and concentrated. Because of their initially relatively large volume, PETRIN may be removed by filtration from the concentrated PETRIN solution before the final solvent is stripped. Yields by this process have been 60% to 65%.

Origin:

The nitration products of pentaerythritol or its derivatives containing not more than three NO<sub>2</sub> groups were patented for use as explosives, propellants or ignition materials in 1936 (German Patents 638,432 and 638,433; CA 31, 1212 (1937)).

A process in which pentaerythritol monoacetate was converted to pentaerythritol trinitrate monoacetate, which was then saponified under carefully controlled conditions to PETRIN, was reported in 1954 (N. S. Marans, D. E. Elrick and R. F. Preckel, J Am Chem Soc 76, 1304). PETRIN was also prepared by the nitration of pentaerythritol with a mixture of 80% HNO<sub>3</sub> and 80% H<sub>2</sub>SO<sub>4</sub> in 1955 (A. T. Camp, N. S. Marans, D. E. Elrick and R. F. Preckel, J Am Chem Soc 77, 751).

AMCP 706-177

Pentaerythritol Trinitrate (PETRIN)

References:<sup>54</sup>

- (a) Rohm and Haas Company, Redstone Arsenal Division, Process for the Manufacture of Pentaerythritol Trinitrate Monoacrylate and Petrin Acrylate Propellants, 12 March 1956.
- (b) E. Berlow, R. H. Barth and J. E. Snow, The Pentaerythritols, ACS Monograph No. 136, p. 65, Reinhold Publishing Corporation, New York, 1958.
- (c) R. H. Pierson, An Infrared Spectrophotometric Method for Determination of Acetone Content of Pentaerythritoltrinitrate, U.S. Naval Ordnance Test Station Report ROTS 1517, NAVORD Report No. 5649, 3 February 1958.

<sup>54</sup>See footnote 1, page 10.

Pentaerythritol Trinitroacrylate (PETRIN Acrylate)  
(Trinitroxy-pentaerythritol Acrylate)

AMCP 706-177

<b>Composition:</b> % C 29.5 H 3.4 N 12.9 O 54.2 C/H Ratio 0.239	$\text{CH}_2 = \text{C}(\text{CO}_2\text{CH}_2\text{C}(\text{CH}_2\text{ONO}_2)_2) - \text{CH}_2\text{ONO}_2$	<b>Molecular Weight:</b> (C <sub>8</sub> H <sub>11</sub> N <sub>3</sub> O <sub>11</sub> ) 325 (Monomer)
		<b>Oxygen Balance:</b> CO <sub>2</sub> % -54 CO % -12
		<b>Density:</b> gm/cc
		<b>Melting Point:</b> °C 78 to 79
		<b>Freezing Point:</b> °C
		<b>Boiling Point:</b> °C
<b>Impact Sensitivity, 2 Kg Wt:</b> Bureau of Mines Apparatus, cm Sample Wt 20 mg Picatinny Arsenal Apparatus, in. Sample Wt, mg		<b>Refractive Index,</b> n <sub>D</sub> <sup>20</sup> n <sub>D</sub> <sup>25</sup> n <sub>D</sub> <sup>30</sup>
<b>Friction Pendulum Test:</b> Steel Shoe Fiber Shoe		<b>Vacuum Stability Test:</b> cc/40 Hrs, at 90°C 100°C 120°C 135°C 150°C
<b>Rifle Bullet Impact Test:</b> Trials Explosions % Partials Burned Unaffected		<b>200 Gram Bomb Sand Test:</b> Sand, gm
<b>Explosion Temperature:</b> °C Seconds, 0.1 (n.cop used) 1 5 10 15 20		<b>Sensitivity to Initiation:</b> Minimum Detonating Charge, gm Mercury Fulminate Lead Azide Tetryl
		<b>Ballistic Mortar, % TNT:</b>
		<b>Treuzl Test, % TNT:</b>
<b>75°C International Heat Test:</b> % Loss in 48 Hrs		<b>Plate Dent Test:</b> Method Condition Confined Density, gm/cc Brisance, % TNT
<b>100°C Heat Test:</b> % Loss, 1st 48 Hrs % Loss, 2nd 48 Hrs Explosion in 100 Hrs		<b>Detonation Rate:</b> Confinement Condition Charge Diameter, in. Density, gm/cc Rate, meters/second
<b>Flammability Index:</b>		
<b>Hygroscopicity:</b> % Nil		
<b>Volatility:</b>		

AMCP 706-177

Pentaerythritol Trinitroacrylate (PETRIN Acrylate)

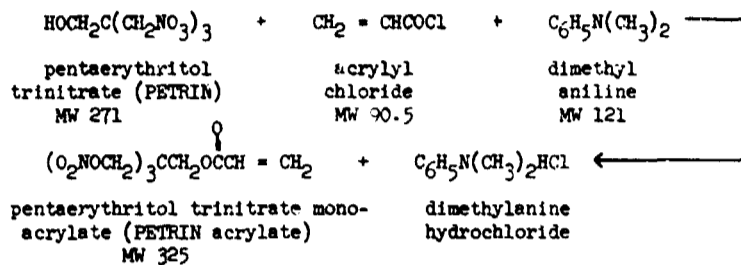
<b>Fragmentation Test:</b>  <b>90 mm HE, M71 Projectile, Lot WC-91:</b> Density, gm/cc Charge Wt, lb  <b>Total No. of Fragments:</b> For TNT For Subject HE  <b>3 inch HE, M42A1 Projectile, Lot KC-5:</b> Density, gm/cc Charge Wt, lb  <b>Total No. of Fragment::</b> For TNT For Subject HE	<b>Shaped Charge Effectiveness, TNT = 100:</b>  <table border="0"> <tr> <td></td> <td>Glass Cones</td> <td>Steel Concs</td> </tr> <tr> <td>Hole Volume</td> <td></td> <td></td> </tr> <tr> <td>Hole Depth</td> <td></td> <td></td> </tr> </table>		Glass Cones	Steel Concs	Hole Volume			Hole Depth		
		Glass Cones	Steel Concs							
	Hole Volume									
	Hole Depth									
<b>Color:</b> White										
<b>Principal Uses:</b> Ingredient of composite rocket propellants										
<b>Fragment Velocity: ft/sec</b> At 9 ft At 25 1/4 ft Density, gm/cc	<b>Method of Loading:</b>									
	<b>Loading Density: gm/cc</b>									
<b>Blast (Relative to TNT):</b>  <b>Air:</b> Peak Pressure Impulse Energy  <b>Air, Confined:</b> Impulse  <b>Under Water:</b> Peak Pressure Impulse Energy  <b>Underground:</b> Peak Pressure Impulse Energy	<b>Storage:</b>  Method Dry at temperatures below melting point Hazard Class (Quantity-Distance) Compatibility Group Exudation None									
	<b>Heat of:</b>  <table border="0"> <tr> <td>Combustion, cal/gm</td> <td>2923</td> </tr> <tr> <td>Explosion, cal/gm</td> <td>791</td> </tr> </table>	Combustion, cal/gm	2923	Explosion, cal/gm	791					
	Combustion, cal/gm	2923								
	Explosion, cal/gm	791								

Pentaerythritol trinitroacrylate (PETRIN Acrylate)

AMCP 706-177

Preparation:

(a)



The original synthesis for PETRIN acrylate employed trifluoroacetic anhydride and glacial acrylic acid as the acrylation agent for PETRIN. These two materials were charged to a reaction vessel and the initial reaction was controlled by the slow addition of PETRIN at a temperature of 10° to 15°C. Following a period of one hour, the batch was drowned in water, precipitating the PETRIN acrylate. This solid was separated by filtration, dissolved in chloroform, and neutralized in solution with sodium bicarbonate. The product was then crystallized during a period of 16 hours at 0°C and dried under vacuum to remove traces of solvent. The yield for this process was about 60%.

A significant improvement in yield (to about 74%) and purity (approximately 98%) was realized by the substitution of methanol for chloroform and crystallization of the product from the solution without neutralization, residual acid being removed by washing the filter cake with water.

Because of the high cost and hygroscopic nature of trifluoroacetic anhydride, a new process, based on dimethylaniline and acrylyl chloride, was considered. This process is currently under development in the Rohm and Haas Chemical Processing facilities and is not considered optimum. Yields averaged 46% and product purities averaged 93.5%.

PETRIN Acrylate Propellants:

PETRIN acrylate could be used as a monopropellant because it has a specific impulse of 214 lb-sec/lb and a burning rate of 0.2 in/sec. The addition of an oxidizer increases both the impulse and burning rate.

A composition which presently appears most promising is as follows:

	Composition NM
PETRIN acrylate (> 97% purity), %	34.3 (binder)
Triethylene glycol trinitrate, %	11.8 (plasticizer)
Glycol diacrylate, %	2.9 (crosslinker)
Ammonium perchlorate, %	51.0 (oxidizer)
Hydroquinone, %	0.014 (polymerization inhibitor)

Measured specific impulse 238 lb-sec/lb, at density of 1.3.

Reference:<sup>55</sup>

(a) Rohm and Haas Company, Redstone Arsenal Division, Process for the Manufacture of Pentaerythritol Tetranitrate Monoacrylate and Petrin Acrylate Propellants, 12 March 1956.

<sup>55</sup>See footnote 1, page 10.

AMCP 706-177

Pentolite, 50/50; 10/90

<b>Composition:</b>		<b>Molecular Weight:</b>	
%		<u>50/50</u> <u>10/90</u>	
		<del>267</del> <del>234</del>	
PETN	50      10	<b>Oxygen Balance:</b>	
TNT	50      90	CO <sub>2</sub> %      -42      -68	
		CO %      - 5      -21	
<b>C/H Ratio</b>		<b>Density: gm/cc</b> 1.65      1.60	
		<b>Melting Point: °C</b> 76	
		<b>Freezing Point: °C</b>	
<b>Impact Sensitivity, 2 Kg Wt:</b>		<b>Boiling Point: °C</b>	
<u>50/50</u> <u>10/90</u>			
Bureau of Mines Apparatus, cm		34      65	
Sample Wt 20 mg			
Picatinny Arsenal Apparatus, in.		12      14	
Sample Wt, mg		15      18	
<b>Friction Pendulum Test:</b>		<b>Refractive Index, n<sub>D</sub><sup>20</sup></b>	
Steel Shoe      Unaffected		n <sub>D</sub> <sup>20</sup>	
Fiber Shoe      Unaffected		n <sub>D</sub> <sup>20</sup>	
<b>Rifle Bullet Impact Test: 25 Trials, 50/50</b>		<b>Vacuum Stability Test:</b> <u>50/50</u> <u>10/90</u>	
%		cc/40 Hrs, at	
Explosions      72		90°C	
Partials      20		100°C      3.0      3.0	
Burned      0		120°C      11+      11+	
Unaffected      8		135°C      --      --	
		150°C      --      --	
<b>Explosion Temperature: °C, 50/50</b>		<b>200 Gram Bomb Sand Test:</b>	
Seconds, 0.1 (no cap used) 290		Sand, gm      55.6      49.5	
1      266		<b>Sensitivity to Initiation:</b> <u>50/50</u>	
5 Decomposes      220		Minimum Detonating Charge, gm	
10      204		Mercury Fulminate      0.19*	
15      197		Lead Azide      0.13*	
20      >190		Tetryl      --	
		*Alternative initiating charges.	
<b>75°C International Heat Test:</b>		<b>Ballistic Mortar, % TNT:</b> (a)      126	
% Loss in 48 Hrs		<b>Treuzl Test, % TNT:</b> (b)      122	
		<b>Plate Dent Test:</b> (c)	
<b>100°C Heat Test:</b> <u>50/50</u>		Method      B	
% Loss, 1st 48 Hrs      0.0		Condition      Cast	
% Loss, 2nd 48 Hrs      0.2		Confined      No	
Explosion in 100 Hrs      None		Density, gm/cc      1.66	
		Brisance, % TNT      121	
<b>Flammability Index:</b> Will not continue to burn		<b>Detonation Rate:</b>	
		Confinement      None	
<b>Hygroscopicity: %</b> <u>50/50</u> <u>10/90</u>		Condition      Cast	
30°C, 90% RH      None      None		Charge Diameter, in.      1.0	
		Density, gm/cc      1.66	
<b>Volatility:</b>		Rate, meters/second      7465	



Pentolite, 50/50: 10/90

AMCP 706-177

<b>Booster Sensitivity Test:</b> (d) <u>50/50</u> Condition            Pressed        Cast Tetryl, gm            100            100 Wax, in. for 50% Detonation 2.36    2.08 Wax, gm Density, gm/cc        1.60        1.65	<b>Decomposition Equation:</b> Oxygen, atoms/sec (Z 'sec) Heat, kilocalorie/mole (ΔH, kcal/mol) Temperature Range, °C Phase
<b>Heat of:</b> Combustion, cal/gm Explosion, cal/gm            1220 Gas Volume, cc/gm Formation, cal/gm Fusion, cal/gm	<b>Armor Plate Impact Test:</b> <u>50/50</u>  <b>60 mm Mortar Projectile:</b> 50% Inert, Velocity, ft/sec        170 Aluminum Fineness  <b>300-lb General Purpose Bombs:</b>  Plate Thickness, inches  1 1 1/4 1 1/2 1 3/4
<b>Specific Heat:</b> cal/gm/°C	<b>Bomb Drop Test:</b>  <b>T7, 2000-lb Semi-Armor-Piercing Bomb vs Concrete:</b>  Max Safe Drop, ft  <b>500-lb General Purpose Bomb vs Concrete:</b>  Height, ft Trials Unaffected Low Order High Order  <b>1000-lb General Purpose Bomb vs Concrete:</b>  Height, ft Trials Unaffected Low Order High Order
<b>Burning Rate:</b> cm/sec	
<b>Thermal Conductivity:</b> cal/sec/cm/°C	
<b>Coefficient of Expansion:</b> Linear, %/°C  Volume, %/°C	
<b>Hardness, Mohs' Scale:</b>	
<b>Young's Modulus:</b> E', dynes/cm <sup>2</sup> E, lb/inch <sup>2</sup> Density, gm/cc	
<b>Compressive Strength:</b> lb/inch <sup>2</sup> 2000-2200 Density, gm/cc                            1.68	
<b>Vapor Pressure:</b> °C                    mm Mercury	

AMCP 706-177

Pentolite, 50/50; 10/90

<b>Fragmentation Test:</b> <u>50/50</u>		<b>Shaped Charge Effectiveness, TNT = 100:</b>			
<b>90 mm HE, M71 Projectile, Lot WC-91:</b>		<u>50/50</u> <u>10/90</u> <u>50/50</u> <u>25/75</u>			
Density, gm/cc	1.65	Gloss Cones (x)		Steel Cones (g)	
Charge Wt, lb	2.147	Hole Volume	157 105	149	119
<b>Total No. of Fragments:</b>		Hole Depth	116 116	131	119
For TNT	703	<b>Color:</b> Yellow-white			
For Subject HE	968	<b>Principal Uses:</b> Shaped charges, bursting charges, demolition blocks			
<b>3 inch HE, M12A1 Projectile, Lot KC-5:</b>		<b>Method of Loading:</b> Cast			
Density, gm/cc	1.65	<b>Loading Density: gm/cc</b>			
Charge Wt, lb	0.872	<u>50/50</u>		<u>10/90</u>	
<b>Total No. of Fragments:</b>		1.65		1.60	
For TNT	514	<b>Storage:</b>			
For Subject HE	650	<b>Method</b>		Dry	
<b>Fragment Velocity: ft/sec</b>		<b>Hazard Class (Quantity-Distance)</b>		Class 9	
At 9 ft	2810	<b>Compatibility Group</b>		Group I	
At 25½ ft	2580	<b>Exudation</b>			
Density, gm/cc	1.66	<b>Compatibility with Metals:</b>			
<b>Blast (Relative to TNT):</b> (e)		<b>Dry:</b> Copper, brass, aluminum, magnesium, magnesium-aluminum alloy, mild steel coated with acid-proof black paint, and mild steel plated with copper, cadmium or nickel are not affected. Zinc plated steel is only slightly affected.			
<b>Air:</b>		<b>Wet:</b> Stainless steel, aluminum and mild steel coated with acid-proof black paint are not affected. Copper, brass, magnesium, magnesium-aluminum alloy, mild steel and mild steel plated with copper, cadmium, zinc or nickel are slightly affected.			
Peak Pressure	105	<b>Effect of Temperature on</b> (h)			
Impulse	107	<b>Rate of Detonation:</b>			
Energy	--	16 hrs at, °C		<u>50/50</u>	
<b>Air, Confined:</b>		Density, gm/cc		-54 21	
Impulse		Rate, m/sec		1.67 1.66	
<b>Under Water:</b>					
Peak Pressure					
Impulse					
Energy					
<b>Underground:</b>					
Peak Pressure					
Impulse					
Energy					
<b>Eutectic Temperature, °C:</b> 76					
gm PEIN/100 gm TNT					
76°C					
95°C					
	13.0				
	28.3				

Pentolite, 50/50; 10/90

AMCP 706-177

Preparation:

Pentolite is manufactured by either the slurry method or coprecipitation of PETN and TNT. In the slurry method PETN, in water, is stirred and heated above 80°C. TNT is added and when molten, it coats the particles of PETN. The slurry is cooled with rapid stirring and the separated granules are collected on a filter and dried below 75°C.

In coprecipitation, PETN and TNT are dissolved separately in acetone. The solutions are mixed and the explosives are precipitated simultaneously by pouring the mixed solution into cold water under vigorous agitation. The precipitated solid is collected on a filter and dried in air.

Origin:

Standardized during World War II, with the 50-50 PETN/TNT mixture being the more important for bursting charges and booster-surround charges.

References:<sup>56</sup>

- (a) L. C. Smith and E. G. Eyster, Physical Testing of Explosives, Part III - Miscellaneous Sensitivity Tests; Performance Tests, OSRD Report No. 5746, 27 December 1945.
- (b) Philip C. Keenan and Dorothy Pipes, Table of Military High Explosives, Second Revision, NAVORD Report No. 87-46, 26 July 1946.
- (c) D. P. MacDougall, Methods of Physical Testing, OSRD Report No. 803, 11 August 1942.
- (d) L. C. Smith and S. R. Walton, A Consideration of RDX/Wax Mixtures as a Substitute for Tetryl in Boosters, NOL Memo 10,303, 15 June 1949.
- (e) W. R. Tomlinson, Jr., Elast Effects of Bomb Explosives, PA Tech Div Lecture, 9 April 1948.
- (f) Eastern Laboratory, du Pont, Investigation of Cavity Effect, Sec III, Variation of Cavity Effect with Explosive Composition, NDRC Contract W672-ORD-5723.
- (g) Eastern Laboratory, du Pont, Investigation of Cavity Effect, Final Report, Contract W-672-ORD-5723, E. Lab, du Pont, 18 September 1943.
- (h) W. F. McGarry and T. W. Stevens, Detonation Rates of the More Important Military Explosives at Several Different Temperatures, PATR No. 2383, November 1956.
- (i) Also see the following Picatinny Arsenal Technical Report on Pentolite:

<u>0</u>	<u>1</u>	<u>2</u>	<u>3</u>	<u>4</u>	<u>5</u>	<u>6</u>	<u>7</u>	<u>8</u>
1360	1291	1212	1133	1284	1325	1436	1477	1388
1420	1451	1262	1193	2004		1466	1677	1598
1570	1651	1372	1213			1796	1737	1668
			1363					1838

<sup>56</sup>See footnote 1, page 10.

AMCP 706-177

PEIN (Pentaerythritol Tetranitrate)

<b>Composition:</b> % C 19.0 H 2.5 N 17.7 O 60.8 C/H Ratio 0.134		$  \begin{array}{c}  \text{ONO}_2 \\    \\  \text{CH}_2 \\    \\  \text{O}_2\text{NO}-\text{CH}_2-\text{C}-\text{CH}_2-\text{ONO}_2 \\    \\  \text{CH}_2 \\    \\  \text{ONO}_2  \end{array}  $	<b>Molecular Weight:</b> (C <sub>5</sub> H <sub>8</sub> N <sub>4</sub> O <sub>12</sub> ) 316
			<b>Oxygen Balance:</b> CO <sub>2</sub> % -10 CO % 15
		<b>Density:</b> gm/cc Crystal 1.77	
		<b>Melting Point:</b> °C 141	
		<b>Freezing Point:</b> °C	
<b>Impact Sensitivity, 2 Kg Wt:</b> Bureau of Mines Apparatus, cm 17 Sample Wt 20 mg Picatinny Arsenal Apparatus, in. 6 Sample Wt, mg 16		<b>Boiling Point:</b> °C	
		<b>Refractive Index, n<sub>D</sub><sup>20</sup></b> n <sub>D</sub> <sup>20</sup> n <sub>D</sub> <sup>25</sup>	
<b>Friction Pendulum Test:</b> Steel Shoe Crackles Fiber Shoe Unaffected		<b>Vacuum Stability Test:</b> cc/40 Hrs, at 90°C 100°C 0.5 120°C 11+ 135°C 150°C	
<b>Rifle Bullet Impact Test: 5 Trials *</b> Explosions % 100 Partial 0 Burned 0 Unaffected 0 *4.0% moisture in samples		<b>200 Gram Bomb Sand Test:</b> Sand, gm 62.7	
<b>Explosion Temperature:</b> °C Seconds, 0.1 (no cap used) 272 1 244 5 Decomposes 225 10 211 15 -- 20 --		<b>Sensitivity to Initiation:</b> Minimum Detonating Charge, gm Mercury Fulminate 0.17* Lead Azide 0.03* Tetryl -- *Alternative initiating charges.	
		<b>Ballistic Mortar, % TNT: (a)</b> 145	
		<b>Trouz Test, % TNT: (b)</b> 173	
		<b>Plate Lent Test: (c)</b> Method A Condition Pressed Confined Yes Density, gm/cc 1.50 Brisance, % TNT 129	
<b>75°C International Heat Test:</b> % Loss in 48 Hrs 0.02		<b>Detonation Rate:</b> Confinement None Condition Pressed Charge Diameter, in. 1.00 Density, gm/cc 1.70 Rate, meters/second 8300	
<b>100°C Heat Test:</b> % Loss, 1st 48 Hrs 0.1 % Loss, 2nd 48 Hrs 0.0 Explosion in 100 Hrs None			
<b>Flammability Index:</b> Will not continue to burn			
<b>Hygroscopicity:</b> % 30°C, 90% RH 0.0			
<b>Volatility:</b> 0.0			

PETN (Pentaerythritol Tetranitrate)

AMCP 706-177

<b>Booster Sensitivity Test:</b> Condition Tetryl, gm Wax, in. for 50% Detonation Wax, gm Density, gm/cc	(c) Pressed 5 3 1.6	<b>Decomposition Equation:</b> Oxygen, atoms/sec (Z/sec) Heat, kilocalorie/mole ( $\Delta H$ , kcal/mol) Temperature Range, °C Phase	(e) (e) (f) $10^{19.8}$ $10^{20.6}$ $10^{23.1}$ 47.0 50.9 52.3 161-233 108-120 137-157 Liquid Solid At melt- ing point
<b>Heat of:</b> Combustion, cal/gm Explosion, cal/gm Gas Volume, cc/gm Formation, cal/gm Fusion, cal/gm	1960 1385 790 383	<b>Armor Plate Impact Test:</b>  <b>60 mm Mortar Projectile:</b> 50% Inert, Velocity, ft/sec Aluminum Fineness  <b>500-lb General Purpose Bombs:</b>  Plate Thickness, inches  1 1¼ 1½ 1¾	
<b>Specific Heat: cal/gm/°C</b>  Room Temperature	(d)  0.26	<b>Bomb Drop Test:</b>  <b>T7, 2000-lb Semi-Armor-Piercing Bomb vs Concrete:</b>  Max Safe Drop, ft  <b>500-lb General Purpose Bomb vs Concrete:</b>  Height, ft Trials Unaffected Low Order High Order  <b>1000-lb General Purpose Bomb vs Concrete:</b>  Height, ft Trials Unaffected Low Order High Order	
<b>Burning Rate:</b> cm/sec			
<b>Thermal Conductivity:</b> cal/sec/cm/°C			
<b>Coefficient of Expansion:</b> Linear, %/°C  Volume, %/°C			
<b>Hardness, Mohs' Scale:</b>	1.9		
<b>Young's Modulus:</b> E', dynes/cm <sup>2</sup> E, lb/inch <sup>2</sup> Density, gm/cc			
<b>Compressive Strength: lb/inch<sup>2</sup></b>			
<b>Vapor Pressure:</b> °C                  mm Mercury			



PEIN (Pentaerythritol Tetranitrate)

AMCP 706-177

Compatibility with Metals:

Dry: Copper, brass, aluminum, magnesium, magnesium-aluminum alloy, stainless steel, mild steel, mild steel coated with acid-proof black paint and mild steel plated with copper, cadmium, nickel or zinc are not affected.

Wet: Stainless steel is unaffected and aluminum only vary slightly so after prolonged storage. Copper, brass, magnesium, magnesium-aluminum alloy, mild steel, mild steel coated with acid-proof black paint and mild steel plated with cadmium, copper, nickel or zinc are affected.

Sensitivity of PEIN to electrostatic discharge, joules; Through 100 Mesh: (g)

Unconfined	0.06
Confined	0.21

Solubility, grams of PEIN per 100 grams (%) of: (h)

Trichlorethylene  
or Alcohol

<u>°C</u>	<u>%</u>
0	0.070
20	0.195
40	0.415
60	1.205

Acetone

<u>°C</u>	<u>%</u>
0	14.37
20	24.95
40	30.56
60	42.68

Benzene

<u>°C</u>	<u>%</u>
0	0.150
20	0.450
40	1.160
80	7.900

Toluene

<u>°C</u>	<u>%</u>
0	0.150
20	0.430
40	0.620
60	2.490
80	5.850
100	15.920
112	30.900

Methyl acetate

<u>°C</u>	<u>%</u>
20	13
30	17
40	22
50	31

Ether

<u>°C</u>	<u>%</u>
0	0.200
20	0.340
34.7	0.450

$\beta$ -Ethoxy-ethyl-  
acetate

<u>°C</u>	<u>%</u>
20	1.5
30	4.1
40	7.6
50	11.2
60	14.2

Chlorobenzene

<u>°C</u>	<u>%</u>
20	0.35
30	2.8
40	6.1
50	9.2
60	12.2

Ethylendichloride

<u>°C</u>	<u>%</u>
10	0.9
30	1.5
50	2.6

Methanol

<u>°C</u>	<u>%</u>
20	0.46
40	1.15
60	2.6

Tetrachloroethane

<u>°C</u>	<u>%</u>
20	0.18
30	0.27
40	0.40
50	0.58

Carbon  
tetrachloride

<u>°C</u>	<u>%</u>
20	0.096
30	0.108
40	0.118
50	0.121

AMCP 706-177

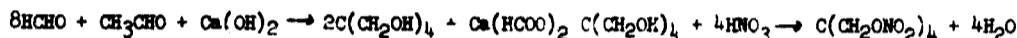
PEIN (Pentaerythritol Tetranitrate)

Isopropanol		Isobutanol		Chloroform		TNT	
°C	g	°C	g	°C	g	°C	g
15	0.02	20	0.27	20	0.07	80	19.3
20	0.04	30	0.31			85	25.0
30	0.15	40	0.39			90	32.1
40	0.36	50	0.52			95	39.5
50	0.46					100	48.6
						105	58.2
						110	70.0
						115	87.0
						120	115
						125	161

Eutetic of the system PEIN-TNT is about 13% PEIN and 87% TNT at 76°C.

Preparation:

(Nitroglycerin and Nitroglycerin Explosives, Naoum)



1. In this preparation 1940 gm of formaldehyde and 600 gm of acetaldehyde are dissolved in 90 liters of water containing 1600 gm suspended slaked lime. The reaction is complete in about 3 weeks if agitated several times a day. The solution is filtered, the calcium formate precipitated with oxalic acid, filtered off, and the water removed under reduced pressure. On cooling the mother liquor about 1200 gm crude pentaerythritol, melting point 235°-240°C are obtained. Purification is readily effected by stirring with a little alcohol, filtering and recrystallization from water.

2. To 400 cc of strong white nitric acid, are added 100 gm of pentaerythritol (through 50 mesh), at 5°C or below, under good agitation. After addition is complete stirring, at 5°C, is continued for 15 minutes. The mixture is drowned in 3 liters of ice-water, filtered, the product washed free of acid with water and then digested 1 hour in 1 liter of hot 0.5% sodium carbonate solution. The product is filtered, and recrystallized from acetone.

Origin:

PEIN was known as an explosive in 1894 when it was proposed as an addition to smokeless powders to raise their flammability and ease of combustion (German Patent 81,664 (1894)). Modern methods of preparation are described by Vignon and Gerin (Compt rend 133, 590 (1901) and German Patent 265,025 (1912) and A. Stettbacher (Z ges Schiess - Sprengst. ffw 11, 112, 102 (1916) and 24, 259 (1929)). PEIN was not used on a practical basis until after World War I.

Destruction by Chemical Decomposition:

PEIN is decomposed by dissolving in 8 times its weight of technical grade acetone and burning the solution in a shallow container. If preferred, warm the acetone solution to 40°C, stir and add 7 parts by weight, to each part of PEIN, of a solution of 1 part sodium sulfide (Na<sub>2</sub>S·9H<sub>2</sub>O) in 2 parts water heated to 80°C. The aqueous solution should be added at such a rate that the acetone solution does not boil. After mixing is complete continue stirring for one-half hour.



PEIN (pentaerythritol tetranitrate)

AMCP 706-177

References:<sup>57</sup>

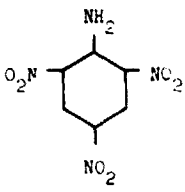
- (a) L. C. Smith and E. G. Eyster, Physical Testing of Explosives, Part III - Miscellaneous Sensitivity Tests; Performance Tests. OSRD Report No. 5746, 27 December 1945.
- (b) Ph. Naoum, Z ges Schiess - Sprengstoffw., pp. 151, 229, 267 (27 June 1932).
- (c) D. P. MacDougall, Methods of Physical Testing, OSRD Report No. 803, 11 August 1942.
- (d) International Critical Tables.
- (e) M. A. Cook and M. T. Abegg, "Isothermal Decomposition of Explosives," University of Utah, Ind & Eng Chem, (June 1956), pp. 1090-1095.
- (f) A. J. B. Robertson, "The Thermal Decomposition of Pentaerythritol Tetranitrate, Nitroglycerin, Ethylenediamine Dinitrate and Ammonium Nitrate," J Chem Ind 67, 221 (1948).
- (g) F. W. Brown, D. H. Kusler and F. C. Gibson, Sensitivity of Explosives to Initiation by Electrostatic Discharges, U.S. Dept of Int, Bureau of Mines, RI 3552, 1946.
- (h) Various sources in the open literature.
- (i) W. S. Cramer, Bulk Compressibility Data on Several High Explosives, NAVORD Report No. 4380, 15 September 1956.
- (j) Also see the following Picatinny Arsenal Technical Reports on PEIN:

<u>0</u>	<u>1</u>	<u>2</u>	<u>3</u>	<u>4</u>	<u>5</u>	<u>6</u>	<u>7</u>	<u>8</u>	<u>9</u>
760	1041	772	843	904	1305	1246	407	318	1379
1170	1311	922	863	1274	1325	1276	527	833	1429
1260	1381	1182	1063	1284	1445	1316	857	1238	1489
1290	1451	1192	1133	1414	1705	1376	1247	1318	1559
1300	1561	1212	1253		1885	1446	1517	1388	2179
1320	1611	1262	1343		2125	1456	1617	1368	
1360	1651	1342	1493			1466	1737	1598	
1380		1352	1533			1556	1797	1830	
1390		1372				1796		2178	
1430		1452							
1450									
1570									

<sup>57</sup>See footnote 1, page 16.

AMCP 706-177

Picramide (TNA) (2,4,6-Trinitroaniline)

<b>Composition:</b> % C 31.5 H 1.8 N 24.5 O 42.2 C/H Ratio 0.500		<b>Molecular Weight:</b> (C <sub>6</sub> H <sub>4</sub> N <sub>4</sub> O <sub>6</sub> ) 228
		<b>Oxygen Balance:</b> CO <sub>2</sub> % -56 CO % -14
		<b>Density:</b> gm/cc Crystal 1.76
		<b>Melting Point:</b> °C 189 to 190
		<b>Freezing Point:</b> °C
<b>Impact Sensitivity, 2 Kg Wt:</b> Bureau of Mines Apparatus, cm Sample Wt 20 mg Picatinny Arsenal Apparatus, in. 23 Sample Wt, mg 20	<b>Boiling Point:</b> °C Decomposes before boiling point	
	<b>Refractive Index, n<sub>D</sub><sup>20</sup></b> n <sub>D</sub> <sup>25</sup> n <sub>D</sub> <sup>30</sup>	
<b>Friction Pendulum Test:</b> Steel Shoe Fiber Shoe	<b>Vacuum Stability Test:</b> cc/40 Hrs, at 90°C ---- 100°C 0.9 120°C 135°C 150°C	
<b>Rifle Bullet Impact Test:</b> Trials % Explosions Particles Burned Unaffected	<b>200 Gram Bomb Sand Test:</b> Sand, gm 48.2	
	<b>Sensitivity to Initiation:</b> Minimum Detonating Charge, gm Mercury Fulminate ---- Lead Azide 0.30 Tetryl ----	
<b>Explosion Temperature:</b> °C Seconds, 0.1 (no cap used) 1 5 10 15 20	<b>Ballistic Mortar, % TNT:</b> 100 <b>Treuzl Test, % TNT:</b> 107	
<b>75°C International Heat Test:</b> % Loss in 48 Hrs	<b>Plate Dent Test:</b> Method Condition Confined Density, gm/cc Brisance, % TNT	
<b>100°C Heat Test:</b> % Loss, 1st 48 Hrs % Loss, 2nd 48 Hrs Explosion in 100 Hrs	<b>Detonation Rate:</b> Confinement None Condition Pressed Charge Diameter, in. 0.5 Density, gm/cc 1.72 Rate, meters/second 7300	
<b>Flammability Index:</b>		
<b>Hygroscopicity:</b> %		
<b>Volatility:</b>		



AMCP 706-177

Picramide (TNA) (2,4,6-Trinitroaniline)Preparation:

Five grams of picryl chloride were dissolved in 180 milliliters of absolute methanol. The solution was then saturated with anhydrous, gaseous ammonia. The time required was approximately 30 minutes. The amino derivative precipitated in 76% yield (3.6 gm) melting at 190°C (literature MP 189°C).

Origin:

Picramide (2,4,6-trinitroaniline) was first prepared in 1854 by Pisani who treated picryl chloride with ammonium carbonate (CR 39, 353). The use of picramide, as a brisant explosive, was patented by Chemische Fabrik Griesheim 26 May 1894 (German Patent 84,628). Meisenheimer and Patzig reacted trinitrobenzene with hydroxylamine in cold alcohol solution to obtain picramide (Ber 39, 2534 (1906)). Witt and Witte obtained the compound by nitrating a solution of aniline in glacial acetic acid or concentrated H<sub>2</sub>SO<sub>4</sub> at about 5°C with concentrated HNO<sub>3</sub> (Ber 41, 3091 (1908)). Holleman gives details of the preparation from p-nitroaniline and from acetanilide (Rec trav chim 49, 112 (1930)).

Reference:<sup>58</sup>

(a) William H. Rinkenbach, "The Heats of Combustion and Formation of Aromatic Nitro Compounds," J Am Chem Soc 52, 116 (1930).

<sup>58</sup>See footnote 1, page 10.

Picratol, 52/48

AMCP 706-177

<b>Composition:</b> % Explosive D      52 TNT                48  C/H Ratio	<b>Molecular Weight:</b> 236	
	<b>Oxygen Balance:</b>	
	CO <sub>2</sub> %	-6.5
	CO %	-19
	<b>Density: gm/cc (Cast)</b> 1.62	
<b>Melting Point: °C</b>		
<b>Freezing Point: °C</b>		
<b>Impact Sensitivity, 2 Kg Wt:</b> Bureau of Mines Apparatus, cm      100+ Sample Wt 20 mg Picatinny Arsenal Apparatus, in.      17 Sample Wt, mg                              19	<b>Boiling Point: °C</b>	
	<b>Refractive Index, n<sub>D</sub><sup>20</sup></b>	
	n <sub>D</sub> <sup>25</sup>	
n <sub>D</sub> <sup>30</sup>		
<b>Friction Pendulum Test:</b> Steel Shoe                                  Unaffected Fiber Shoe                                  Unaffected	<b>Vacuum Stability Test:</b>	
	cc/40 Hrs, at:	
<b>Rifle Bullet Impact Test:</b> Trials Explosions                                  % Partial    0 Burned    40 Unaffected                                      60	90 C	
	100 C	0.37
	120 C	0.68
	135 C	--
	150 C	0.7
<b>Explosion Temperature:</b> °C Seconds, 0.1 (no cap used)      456 1    354 5 Decomposes                          285 10    265 15    240 20    255	<b>200 Gram Bomb Sand Test:</b>	
	Sand, gm                                      45.0	
	<b>Sensitivity to Initiation:</b>	
	Minimum Detonating Charge, gm	
75°C International Heat Test: % Loss in 48 Hrs                          0.0	Mercury Fulminate	
	Lead Azide                                      0.20	
	Tetryl    0.0	
<b>100°C Heat Test:</b> % Loss, 1st 48 Hrs                          0.0 % Loss, 2nd 48 Hrs                          0.0 Explosion in 100 Hrs                          None	<b>Ballistic Muret, % TNT: (g)</b> 100	
	<b>Troust Test, % TNT:</b>	
	<b>Plate Dent Test: (g)</b>	
<b>Flammability Index:</b>	Method	
	Condition    5B1	
<b>Hygroscopicity: % 30°C, 90% RH</b> 0.02	Confined	
	Density, gm/cc                                  1.62	
<b>Volatility:</b>	Brisance, % TNT                              100	
	<b>Detonation Rate: (g)</b>	
	Confinement	
Condition		
Charge Diameter, in		
Density, gm/cc		
Rate, meters/second		

AMCP 706-177

Picratol, 52/48

<p><b>Fragmentation Test:</b></p> <p><b>90 mm HE, M71 Projectile, Lot WC-91:</b>                  Density, gm/cc 1.61                  Charge Wt, lb 2.075</p> <p><b>Total No. of Fragments:</b>                  For TNT 703                  For Subject HE 769</p> <p><b>3 inch HE, M42A1 Projectile, Lot KC-5:</b>                  Density, gm/cc 1.61                  Charge Wt, lb 0.850</p> <p><b>Total No. of Fragments:</b>                  For TNT 514                  For Subject HE 487</p> <p><b>Fragment Velocity: ft/sec</b>                  At 9 ft 2590                  At 25½ ft 2320                  Density, gm/cc 1.62</p> <p><b>Blast (Relative to TNT):</b></p> <p><b>Air:</b>                  Peak Pressure 100                  Impulse 100                  Energy --</p> <p><b>Air, Confined:</b>                  Impulse</p> <p><b>Under Water:</b>                  Peak Pressure                  Impulse                  Energy</p> <p><b>Underground:</b>                  Peak Pressure                  Impulse                  Energy</p> <p><b>Bomb Drop Test:</b>                  T7, 2000-lb Semi-Armor-Piercing Bomb vs Concrete:                  Max Safe Drop, ft 10,000-12,000</p>	<p><b>Shaped Charge Effectiveness, TNT = 100:</b></p> <table border="1"> <thead> <tr> <th></th> <th>Glass Cones</th> <th>Steel Cones</th> </tr> </thead> <tbody> <tr> <td>Hole Volume</td> <td></td> <td></td> </tr> <tr> <td>Hole Depth</td> <td></td> <td></td> </tr> </tbody> </table> <p><b>Color:</b> Brown-yellow</p> <p><b>Principal Uses:</b> AP, SAP projectiles and bombs</p> <p><b>Method of Loading:</b> Cast</p> <p><b>Loading Density: gm/cc</b> 1.62</p> <p><b>Storage:</b></p> <table border="1"> <tbody> <tr> <td>Method</td> <td>Dry</td> </tr> <tr> <td>Hazard Class (Quantity-Distance)</td> <td>Class 9</td> </tr> <tr> <td>Compatibility Group</td> <td>Group I</td> </tr> <tr> <td>Exudation</td> <td>None at 65°C</td> </tr> </tbody> </table> <p><b>Preparation:</b>                  Picratol is made by heating TNT to about 90°C in a steam-jacketed melt kettle. Explosive D is added slowly, without preheating, and the mixture stirred until uniform in composition. This slurry is cooled to about 85°C and poured into the appropriate ammunition component.</p> <p><b>Origin:</b>                  Developed during World War II as an insensitive, melt-loaded AP bomb and projectile filler</p> <p><b>Booster Sensitivity Test:</b> (c)</p> <table border="1"> <tbody> <tr> <td>Condition</td> <td>Cast</td> </tr> <tr> <td>Tetryl, gm</td> <td>100</td> </tr> <tr> <td>wax, in. for 50% Detonation</td> <td>1.00</td> </tr> <tr> <td>Density, gm/cc</td> <td>1.63</td> </tr> </tbody> </table>		Glass Cones	Steel Cones	Hole Volume			Hole Depth			Method	Dry	Hazard Class (Quantity-Distance)	Class 9	Compatibility Group	Group I	Exudation	None at 65°C	Condition	Cast	Tetryl, gm	100	wax, in. for 50% Detonation	1.00	Density, gm/cc	1.63
	Glass Cones	Steel Cones																								
Hole Volume																										
Hole Depth																										
Method	Dry																									
Hazard Class (Quantity-Distance)	Class 9																									
Compatibility Group	Group I																									
Exudation	None at 65°C																									
Condition	Cast																									
Tetryl, gm	100																									
wax, in. for 50% Detonation	1.00																									
Density, gm/cc	1.63																									

Picratol, 52/48

AMCP 706-177

References:<sup>59</sup>

(a) L. C. Smith and E. G. Eyster, Physical Testing of Explosives, Part III - Miscellaneous Sensitivity Tests; Performance Tests, OSRD Report No. 5746, 27 December 1945.

(b) D. P. MacDougall, Methods of Physical Testing, OSRD Report No. 803, 11 August 1942.

(c) L. C. Smith and S. R. Walton, A Consideration of RDX/Wax Mixtures as a Substitute for Tetryl in Boosters, NOL Memo 10,303, 15 June 1949.

(d) R. W. Drake, Fragment Velocity and Panel Penetration of Several Explosives in Simulated Shells, OSRD Report No. 5622, 2 January 1946.

(e) Also see the following Picatinny Arsenal Technical Reports on Picratol:

<u>0</u>	<u>5</u>	<u>6</u>	<u>7</u>	<u>8</u>	<u>9</u>
1470	1885	1466	1737	1838	1729
		1796	1797		
		1956			

<sup>59</sup>See footnote 1, page 10.

AMCP 706-177

Picric Acid

<b>Composition:</b> % C 31.5 H 1.3 N 18.3 O 48.9 C/H Ratio 0.656		<b>Molecular Weight:</b> (C <sub>6</sub> H <sub>3</sub> N <sub>3</sub> O <sub>7</sub> ) 229															
		<b>Oxygen Balance:</b> CO <sub>2</sub> % 2.5 CO % -3.5															
		<b>Density:</b> gm/cc Crystal 1.76															
		<b>Melting Point:</b> °C 122															
		<b>Freezing Point:</b> °C															
<b>Impact Sensitivity, 2 Kg Wt:</b> Bureau of Mines Apparatus, cm 85 Sample Wt 20 mg Picatinny Arsenal Apparatus, in. 13 Sample Wt, mg 17		<b>Boiling Point:</b> °C															
		<b>Refractive Index, n<sub>D</sub><sup>20</sup></b> n <sub>D</sub> <sup>25</sup> n <sub>D</sub> <sup>30</sup>															
<b>Friction Pendulum Test:</b> Steel Shoe Fiber Shoe		<b>Vacuum Stability Test:</b> cc/40 H <sub>2</sub> , at °C 100°C 0.2 120°C 0.5 135°C 150°C															
<b>Rifle Bullet Impact Test:</b> <table border="1" style="display: inline-table; vertical-align: top;"> <tr> <td></td> <td>Trials</td> <td>%</td> </tr> <tr> <td>Explosions</td> <td>0</td> <td>0</td> </tr> <tr> <td>Partials</td> <td>60</td> <td></td> </tr> <tr> <td>Burned</td> <td>40</td> <td></td> </tr> <tr> <td>Unaffected</td> <td>0</td> <td></td> </tr> </table>		Trials	%	Explosions	0	0	Partials	60		Burned	40		Unaffected	0			<b>200 Gram Bomb Sand Test:</b> Sand, gm 48.5
	Trials	%															
Explosions	0	0															
Partials	60																
Burned	40																
Unaffected	0																
<b>Explosion Temperature:</b> °C Seconds, 0.1 (no cap used) 1 5 Decomposes 320 10 15 20		<b>Sensitivity to Initiation:</b> Minimum Detonating Charge, gm Mercury Fulminate 0.26* Lead Azide 0.24* Tetryl *Alternative initiating charges.															
		<b>Ballistic Mortar, % TNT:</b> (a) 112															
		<b>Yrouz Test, % TNT:</b> (b) 101															
<b>75°C International Heat Test:</b> % Loss in 48 Hrs 0.05		<b>Plate Dent Test:</b> (c) Method A Condition Pressed Confined No Density, gm/cc 1.50 Brisance, % TNT 107															
<b>100°C Heat Test:</b> % Loss, 1st 48 Hrs 0.03 % Loss, 2nd 48 Hrs 0.09 Explosion in 100 Hrs None		<b>Detonation Rate:</b> (d) Confinement Unconfined Condition Pressed Gas Charge Diameter, in. 1.0 1.25 Density, gm/cc 1.4 1.71 Rate, meters/second 270 730															
<b>Flammability Index:</b>																	
<b>Hygroscopicity:</b> % 30°C, 90% RH 0.04																	
<b>Volatility:</b>																	



Picric Acid

AMCP 706-177

<b>Booster Sensitivity Test:</b> Condition                      Pressed      Cast Tetryl, gm                              10            5 Wax, in. for 50% Detonation Wax, gm                                      2            0 Density, gm/cc                      1.6           1.7		<b>Decomposition Equation:</b> Oxygen, atoms/sec (Z./sec) Heat, kilocalorie/mole (ΔH, kcal/mol) Temperature Range, °C Phase											
<b>Heat of:</b> Combustion, cal/gm                      2072 Explosion, cal/gm                              1000 Gas Volume, cc/gm                              475 Formation, cal/gm                              245 Fusion, cal/gm                              20.4 Temperature, °C (e)                              122		<b>Armor Plate Impact Test:</b>  <b>60 mm Mortar Projectile:</b> 50% Inert, Velocity, ft/sec Aluminum Fineness  <b>500-lb General Purpose Bombs:</b>  Plate Thickness, inches  1 1 1/4 1 1/2 1 3/4											
<b>Specific Heat: cal/gm/°C (e)</b> <table border="1"> <tr><td>0</td><td>0.235</td></tr> <tr><td>30</td><td>0.258</td></tr> <tr><td>60</td><td>0.282</td></tr> <tr><td>90</td><td>0.310</td></tr> <tr><td>120</td><td>0.337</td></tr> </table>		0	0.235	30	0.258	60	0.282	90	0.310	120	0.337		
0	0.235												
30	0.258												
60	0.282												
90	0.310												
120	0.337												
<b>Burning Rate:</b> cm/sec													
<b>Thermal Conductivity: (f)</b> cal/sec/cm/°C                      6.24 x 10 <sup>-4</sup> Density, gm/cc                              1.406		<b>Bomb Drop Test:</b>  <b>77, 2000-lb Semi-Armor Piercing Bomb vs Concrete:</b>  Max Safe Drop, ft  <b>500-lb General Purpose Bomb vs Concrete:</b>  Height, ft Trials Unaffected Low Order High Order											
<b>Coefficient of Expansion:</b> Linear, %/°C  Volume, %/°C													
<b>Hardness, Mohs' Scale:</b> 2.1													
<b>Young's Modulus:</b> E', dynes/cm <sup>2</sup> E, lb/inch <sup>2</sup> Density, gm/cc		<b>1000-lb General Purpose Bomb vs Concrete:</b>  Height, ft Trials Unaffected Low Order High Order											
<b>Compressive Strength: lb/inch<sup>2</sup></b>													
<b>Vapor Pressure:</b> <table border="1"> <tr><td>°C</td><td>mm Mercury</td></tr> <tr><td>195</td><td>2</td></tr> <tr><td>255</td><td>50</td></tr> </table>		°C	mm Mercury	195	2	255	50						
°C	mm Mercury												
195	2												
255	50												



Picric Acid

AMCP 706-177

Solubility: grams per 100 grams (%) of: (g)

<u>Water</u>		<u>Alcohol</u>		<u>Benzene</u>		<u>Toluene</u>		<u>Ether</u>	
<u>°C</u>	<u>g</u>	<u>°C</u>	<u>g</u>	<u>°C</u>	<u>g</u>	<u>°C</u>	<u>g</u>	<u>°C</u>	<u>g</u>
0	0.85	0	4.1	0	~2	20	~13	20	~3
20	1.17	20	5.9	20	9.6	60	~30	34.7	3.96
40	1.88	40	12.0	40	27.5				
60	2.98			60	59				
80	4.53								
100	7.1								

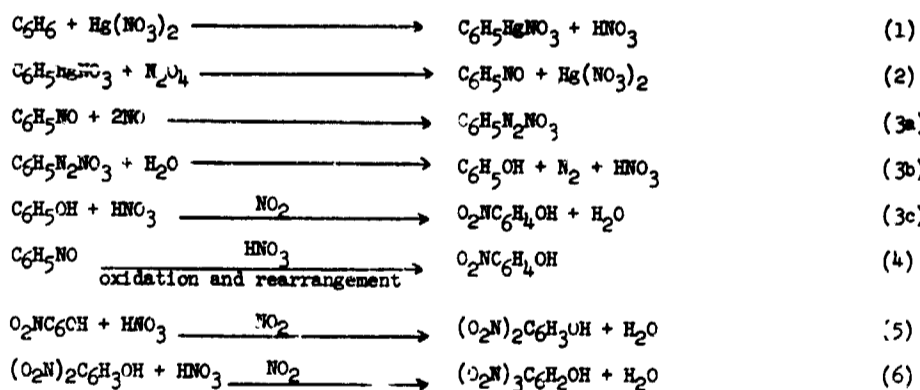
  

<u>Chloroform</u>		<u>Ethyl acetate</u>		<u>Carbon tetrachloride</u>		<u>Pyridine</u>		<u>Acetone</u>	
<u>°C</u>	<u>g</u>	<u>°C</u>	<u>g</u>	<u>°C</u>	<u>g</u>	<u>°C</u>	<u>g</u>	<u>°C</u>	<u>g</u>
20	~2	20	42	20	~0.07	10	24	20	125
60	~6	30	50	60	~0.4	30	37.5	30	137
		40	58			50	58	40	164
		50	69					50	208

<u>Methanol</u>		<u>Isopropyl alcohol</u>		<u>Propanol-1</u>		<u>Carbon disulfide</u>	
<u>°C</u>	<u>g</u>	<u>°C</u>	<u>g</u>	<u>°C</u>	<u>g</u>	<u>°C</u>	<u>g</u>
0	14	10	6.4	0	2.4	20	0.12
20	19	30	9.8	20	3.3	30	0.16
40	31	50	15.5	40	5.4		
50	41			50	7.4		

Preparation: (Summary Report of NIRC, Div 8, Vol I)



AMCP 706-177

Picric Acid

The two variables of greatest importance in this process are nitric acid concentration and the effective concentration of benzene (i.e., benzene dissolved in the oxynitration solution). The optimal concentration of nitric acid is in the range 10.4 to 11.6 molar (or the equivalent of 50% to 55% by weight for pure acid). The acid concentration greatly influences the overall rate of reaction, below 10.4 molar the rate falls off rapidly, while above 10.4 molar the rates of both the oxynitration reaction and various side reactions, such as direct nitration, increase rapidly. The range mentioned above seems, in general, to give the lowest proportion of neutral nitro-compounds to nitro-phenols with, at the same time, an adequate rate of oxynitration. The oxynitration solution must be fortified frequently, or, preferably, continuously with nitric acid. Strengths of nitric acid between 95% and 98% are best, due to the smaller increase in reaction volume than if weaker acid were used. The use of absolute nitric acid requires that its direct contact with liquid benzene be avoided.

The effective concentration of benzene is probably the most critical variable affecting the proportion of neutral nitro-compounds to nitro-phenols and amount of colored by-products. Saturation of the oxynitration solution with benzene is undesirable and thus in batch processes slow benzene addition is preferable to the addition of it in one portion; in continuous processes where an excess of benzene is used the rate of agitation is important.

The concentration of mercuric nitrate catalyst does not appear to be a critical factor over a fairly wide range. Concentrations of 0.37 to 0.5 mole of mercuric nitrate per liter of oxynitration solution have been found to give satisfactory results in most cases.

A continuous process, known as the continuous solution process, works on the following cycle. The oxynitration solution is saturated with benzene by vigorous agitation with excess benzene at room temperature, the saturated solution is separated from excess benzene and circulated through a heated coil; it is then cooled to room temperature and agitated again, with benzene, which extracts the organic product and resaturates the oxynitration solution. In evaluating this process, the rate of formation of dinitrophenol per liter of reacting solution in the coil is determined; 70 gm of dinitrophenol per liter per hour is representative performance. The dinitrophenol is, of course, nitrated to picric acid.

Origin:

Picric Acid was first prepared in 1771 by Woulff who found the reaction of nitric acid and indigo yielded a dye. Hausmann isolated Picric Acid in 1776 and studied it further (Journal de physique 32, 165 (1786)). The preparation was studied by many chemists but in 1841 Laurent established its identity (Ann chim phys III, p. 221 (1841)). It was used as a yellow dye until Turpin, in 1865, proposed Picric Acid as a bursting charge for high explosive shell (French Patent 157,512). The British adopted Picric Acid as a military explosive in 1868 under the name of Lyddite and other nations soon began to use it as the first melt-loaded high explosive. Mixtures of other explosives and Picric Acid were developed until it was gradually replaced by TNT about 1900. Today Picric Acid is used for the manufacture of Explosive D.

Destruction by Chemical Decomposition:

Picric Acid is decomposed by dissolving in 25 times its weight of a solution made from 1 part sodium hydroxide and 21 parts sodium sulfide ( $\text{Na}_2\text{S} \cdot 9\text{H}_2\text{O}$ ) in 200 parts of water. Some hydrogen sulfide and ammonia are evolved.

Picric Acid

AMCP 706-177

References: 60

- (a) L. C. Smith and E. G. Eyster, Physical Testing of Explosives, Part III - Miscellaneous Sensitivity Tests; Performance Tests, OSRD Report No. 5746, 27 December 1945.
- (b) Ph. Naoum, Z ges Schiess-Sprengstoffv, pp. 181, 229, 267 (27 June 1932).
- (c) D. P. MacDougall, Methods of Physical Testing, OSRD Report No. 803, 11 August 1942.
- (d) G. H. Messerly, The Rate of Detonation of Various Explosive Compounds, OSRD Report No. 1219, 22 February 1943.
- M. D. Hurvitz, The Rate of Detonation of Various Compounds and Mixtures, OSRD Report No. 5611, 15 January 1945.
- (e) International Critical Tables.
- (f) E. Hutchinson, The Thermal Sensitiveness of Explosives. The Thermal Conductivity Explosive Materials, AC Report No. 2861, First Report, August 1942.
- (g) Values taken from various sources in the open literature.
- (h) Also see the following Picatinny Arsenal Technical Reports on Picric Acid:

<u>1</u>	<u>2</u>	<u>3</u>	<u>4</u>	<u>5</u>	<u>6</u>	<u>7</u>	<u>8</u>	<u>9</u>
1651	132	1363	694	65	266	1347	1118	15-9
	582		764	425	556	1557		
	1172		874	1585	926			
	1352				976			
	1372				986			
					1446			
					1556			

<sup>60</sup>See footnote 1, page 10.

AMCP 706-177

PIPE

<b>Composition:</b> %		<b>Molecular Weight:</b> 310	
PEIN	81	<b>Oxygen Balance:</b>	
Gulf Crown 3 Oil	19	CO <sub>2</sub> %	-74
		CO %	-31
<b>C/H Ratio</b>		<b>Density: gm/cc</b>	Hand tamped 1.35
		<b>Melting Point: °C</b>	
		<b>Freezing Point: °C</b>	
<b>Impact Sensitivity, 2 Kg Wt:</b> Bureau of Mines Apparatus, cm Sample Wt 20 mg Picatinny Arsenal Apparatus, in. Sample Wt, mg		<b>Boiling Point: °C</b>	
	11 27	<b>Refractive Index, n<sub>D</sub><sup>20</sup></b> n <sub>D</sub> <sup>25</sup> n <sub>D</sub> <sup>30</sup>	
<b>Friction Pendulum Test:</b> Steel Shoe Unaffected Fiber Shoe Unaffected		<b>Vacuum Stability Test:</b> cc/40 Hrs, at 90°C	
		100°C	0.48
		120°C 16 hours	11+
		135°C	
		150°C	
<b>Rifle Bullet Impact Test:</b>		<b>200 Gram Bomb Sand Test:</b>	
	Trials	Sand, gm 41.6	
Explosions	0		
Partials	0		
Burned	0		
Unaffected	100		
<b>Explosion Temperature: °C</b> Seconds, 0.1 (no cap used) 1 5 Decomposes* 10 15 20 *No value obtained.		<b>Sensitivity to Initiation:</b> Minimum Detonating Charge, gm Mercury Fulminate 0.20* Lead Azide 0.20* Tetryl *Alternative initiating charges.	
<b>75°C International Heat Test:</b> % Loss in 48 Hrs		<b>Ballistic Mortar, % TNT:</b>	
<b>100°C Heat Test:</b> % Loss, 1st 48 Hrs 0.17 % Loss, 2nd 48 Hrs 0.00 Explosion in 100 Hrs None		<b>Trawl Test, % TNT:</b>	
<b>Flammability Index:</b>		<b>Plate Dent Test: (a)</b> Method B Condition Hand tamped Confined No Density, gm/cc 1.33 Brisance, % TNT 76	
<b>Hygroscopicity: % 30°C, 90% RH 0.02</b>		<b>Detonation Rate:</b> Confinement None Condition Hand tamped Charge Diameter, in. 1.0 Density, gm/cc 1.37 Rate, meters/second 7075	
<b>Volatility:</b>			

PIPE

AMCP 706-177

<b>Fragmentation Test:</b>  <b>90 mm HE, M71 Projectile, Lot WC-93:</b> Density, gm/cc                      1.33 Charge Wt, lb                         1.723  <b>Total No. of Fragments:</b> For TNT                             703 For Subject HE                    519  <b>3 inch HE, M42A1 Projectile, Lot KC-3:</b> Density, gm/cc                      1.39 Charge Wt, lb                         0.735  <b>Total No. of Fragments:</b> For TNT                             514 For Subject HE                    428	<b>Shaped Charge Effectiveness, TNT = 100:</b>  <table style="width: 100%; border-collapse: collapse;"> <tr> <td style="width: 60%;"></td> <td style="text-align: center;">Glass Cones</td> <td style="text-align: center;">Steel Cones</td> </tr> <tr> <td>Hole Volume</td> <td></td> <td></td> </tr> <tr> <td>Hole Depth</td> <td></td> <td></td> </tr> </table>		Glass Cones	Steel Cones	Hole Volume			Hole Depth		
		Glass Cones	Steel Cones							
Hole Volume										
Hole Depth										
	<b>Color:</b>  <b>Principal Uses:</b> Plastic demolition explosive									
	<b>Method of Loading:</b> Hand tamped									
	<b>Loading Density:</b> gm/cc                      1.35									
<b>Fragment Velocity: ft/sec</b> At 9 ft At 25½ ft Density, gm/cc	<b>Storage:</b>  <table style="width: 100%; border-collapse: collapse;"> <tr> <td style="width: 60%;">Method</td> <td style="text-align: center;">Dry</td> </tr> <tr> <td>Hazard Class (Quantity-Distance)</td> <td style="text-align: center;">Class 9</td> </tr> <tr> <td>Compatibility Group</td> <td style="text-align: center;">Group I</td> </tr> <tr> <td>Exudation</td> <td></td> </tr> </table>	Method	Dry	Hazard Class (Quantity-Distance)	Class 9	Compatibility Group	Group I	Exudation		
Method	Dry									
Hazard Class (Quantity-Distance)	Class 9									
Compatibility Group	Group I									
Exudation										
<b>Blast (Relative to TNT):</b>  <b>Air:</b> Peak Pressure Impulse Energy  <b>Air, Confined:</b> Impulse  <b>Under Water:</b> Peak Pressure Impulse Energy  <b>Underground:</b> Peak Pressure Impulse Energy  <b>Preparation:</b>  PIPE is manufactured by simple mechanical mixing of PETN in oil.	<b>Origin:</b> PIPE, a mechanical mixture of PETN and Gulf Crown E Oil, was developed in the United States during World War II.  <b>References:</b> <sup>61</sup> (a) L. C. Smith and E. G. Eyster, <u>Physical Testing of Explosives, Part III-Miscellaneous Sensitivity Tests; Performance Tests</u> , OSRI Report No. 5746, 27 December 1945.  (b) S. Livingston, <u>Properties of Explosives RIPE, PIPE and PEP-3</u> , Picatinny Arsenal Technical Report 1517, 24 April 1945.									

<sup>61</sup>See footnote 1, page 10.

AMCP 706-177

Plumbatol

<b>Composition:</b> % Lead Nitrate 70 TNT 30  C/H Ratio	<b>Molecular Weight:</b> 291
	<b>Oxygen Balance:</b> CO <sub>2</sub> % -5.4 CO % +9.3
	<b>Density:</b> gm/cc
	<b>Melting Point:</b> °C
	<b>Freezing Point:</b> °C
<b>Impact Sensitivity, 2 Kg Wt.</b> Bureau of Mines Apparatus, cm -- Sample Wt 20 mg Picatinny Arsenal Apparatus, in. 13 Sample Wt, mg 22	<b>Boiling Point:</b> °C
	<b>Refractive Index, n<sub>D</sub><sup>20</sup></b> n <sub>D</sub> <sup>20</sup> n <sub>D</sub> <sup>20</sup>
<b>Friction Pendulum Test:</b> Steel Shoe Fiber Shoe	<b>Vacuum Stability Test:</b> cc/40 Hrs, at 90°C 100°C 120°C 135°C 150°C
<b>Rifle Bullet Impact Test:</b> Trials Explosions % Partials Burned Unaffected	
<b>Explosion Temperature:</b> °C Seconds, 0.1 (no cap used) 1 5 Decomposes 238 10 15 20	<b>200 Gram Bomb Sand Test:</b> Sand, gm 32.4
	<b>Sensitivity to Initiation:</b> Minimum Detonating Charge, gm Mercury Fulminate -- Lead Azide 0.20 Tetryl 0.10
<b>75°C International Heat Test:</b> % Loss in 48 Hrs	<b>Ballistic Mortar, % TNT:</b>
	<b>Trouz Test, % TNT:</b>
<b>100°C Heat Test:</b> % Loss, 1st 48 Hrs % Loss, 2nd 48 Hrs Explosion in 100 Hrs	<b>Plate Dent Test:</b> Method Condition Confined Density, gm/cc Brisance, % TNT
	<b>Flammability Index:</b>
<b>Hygroscopicity: %</b>	
<b>Volatility:</b>	



Plumbatol

AMCP 706-177

<b>Fragmentation Test:</b>  <b>90 mm HE, M71 Projectile, Lot WC-91:</b> Density, gm/cc Charge Wt, lb  <b>Total No. of Fragments:</b> For TNT For Subject MF  <b>3 inch HE, M42A1 Projectile, Lot KC-5:</b> Density, gm/cc Charge Wt, lb  <b>Total No. of Fragments:</b> For TNT For Subject HE	<b>Shaped Charge Effectiveness, TNT = 100:</b>  <table border="1"> <thead> <tr> <th></th> <th>Glass Cones</th> <th>Steel Cones</th> <th>(a)</th> </tr> </thead> <tbody> <tr> <td>Hole Volume</td> <td>114</td> <td></td> <td></td> </tr> <tr> <td>Hole Depth</td> <td>103</td> <td></td> <td></td> </tr> </tbody> </table>		Glass Cones	Steel Cones	(a)	Hole Volume	114			Hole Depth	103		
		Glass Cones	Steel Cones	(a)									
Hole Volume	114												
Hole Depth	103												
	<b>Color:</b> Light yellow  <b>Principal Uses:</b>  <b>Method of Loading:</b> Cast  <b>Loading Density: gm/cc</b>												
<b>Fragment Velocity: ft/sec</b> At 9 ft At 25 1/2 ft <b>Density, gm/cc</b>	<b>Storage:</b>  <table border="1"> <tbody> <tr> <td>Method</td> <td>Dry</td> </tr> <tr> <td>Hazard Class (Quantity-Distance)</td> <td>Class 9</td> </tr> <tr> <td>Compatibility Group</td> <td>Group I</td> </tr> <tr> <td>Exudation</td> <td></td> </tr> </tbody> </table>	Method	Dry	Hazard Class (Quantity-Distance)	Class 9	Compatibility Group	Group I	Exudation					
Method	Dry												
Hazard Class (Quantity-Distance)	Class 9												
Compatibility Group	Group I												
Exudation													
<b>Blast (Relative to TNT):</b>  <b>Air:</b> Peak Pressure Impulse Energy  <b>Air, Confined:</b> Impulse  <b>Under Water:</b> Peak Pressure Impulse Energy  <b>Underground:</b> Peak Pressure Impulse Energy  <b>Preparation:</b>  Plumbatol is manufactured by simple mechanical mixing of lead nitrate in molten TNT.	<b>Origin:</b> An explosive containing 70% lead nitrate and 30% TNT has been used in Belgium under the name of "Marcarite."  <b>References:<sup>62</sup></b> (a) Eastern Laboratory, du Pont, <u>Investigation of Cavity Effect. Sec III, Variation of Cavity Effect with Explosive Composition</u> , NDRC Contract W-672-ORD-5723.  (b) <u>Encyclopedia of Applied Chemistry</u> , Fourth Edition, Vol IV, Longmans, Green and Company, London - New York - Toronto, p. 464.												

<sup>62</sup>See footnote 1, page 10.

AMCP 706-177

PLX (Liquid)

<b>Composition:</b>			<b>Molecular Weight:</b> $\frac{100}{61}$ $\frac{95/5}{61}$	
%			<b>Oxygen Balance:</b>	
Nitromethane	100	95	CO, %	-39
Ethylenediamine	--	5	CO %	-21
*The mixture 95/5 Nitromethane/Ethylenediamine is designated PLX (for Picatinny Liquid Explosive). See note under <u>Storage</u> .			<b>Density: gm/cc</b> 1.14 1.12	
<b>C/H Ratio</b>			<b>Melting Point: °C</b> -29	
			<b>Freezing Point: °C</b>	
<b>Impact Sensitivity, 2 Kg Wt:</b>			<b>Boiling Point: °C</b> 101	
Bureau of Mines Apparatus, cm	100	95/5	<b>Refractive Index, n<sub>D</sub><sup>20</sup></b>	
Sample Wt 20 mg	100+	100+	n <sub>D</sub> <sup>20</sup>	
Picatinny Arsenal Apparatus, in.			n <sub>D</sub> <sup>20</sup>	
Sample Wt, mg	20	20		
<b>Friction Pendulum Test:</b>			<b>Vacuum Stability Test:</b>	
Steel Shoe	Unaffected		cc/40 Hrs, at	
Fiber Shoe	Unaffected		90°C	
			100°C	
<b>Rifle Bullet Impact Test: 10 Trials</b>			120°C	
		5 Trials	135°C	
Explosions	0	0	150°C	
Partials	0	0		
Burned	0	0	<b>200 Grain Bomb Sand Test:</b> $\frac{100}{8.1}$ $\frac{95/5}{50.6}$	
Unaffected	100	100	Sand, gm	
<b>Explosion Temperature:</b>			<b>Sensitivity to Initiation:</b>	
Seconds, 0.1	°C	°C	Minimum Detonating Charge, gm	
1	100	95/5	Mercury Fulminate	
5	430	430	Lead Azide	
10			Tetryl	
15			<b>Ballistic Mortar, % TNT:</b> 134	
20			<b>Tensile Test, % PA</b> 127	
<b>75°C International Heat Test:</b>			<b>Plate Dent Test:</b>	
% Loss in 48 Hrs			Method	
			Condition	
<b>100°C Heat Test:</b>			Confined	
% Loss, 1st 48 Hrs			Density, gm/cc	
% Loss, 2nd 48 Hrs			Brisance, % TNT	
Explosion in 100 Hrs				
<b>Flammability Index:</b>			<b>Detonation Rate:</b> 1/32"* 1/32"*	
			Confinement Glass Glass	
			Condition Liquid Liquid	
<b>Hygroscopicity: %</b>			Charge Diameter, in. 1.25 0.94	
			Density, gm/cc 1.14 1.12	
<b>Volatility:</b>			Rate, meters/second 6210 6165	
			*tube wall thickness	

PLX (Liquid)

AMCP 706-177

<b>Booster Sensitivity Test:</b> Condition Tetryl, gm Wax, in. for 50% Detonation Wax, gm Density, gm/cc	<u>Nitromethane</u>	<b>Decomposition Equation: (d)</b> Oxygen, atoms/sec (Z/sec) Heat, kilocalorie/mole (ΔH, kcal/mol) Temperature Range, °C Phase	<u>Nitromethane</u> $10^{14.6}$ 56.6 380-430 Gaseous
<b>Heat of:</b> Combustion, cal/gm Explosion, cal/gm Gas Volume, cc/gm Formation, cal/gm Fusion, cal/gm Vaporization, cal/gm	(a) 2830  -348  149	<b>Armor Plate Impact Test:</b>  60 mm Mortar Projectile: 50% Inert, Velocity, ft/sec Aluminum Fineness  500-lb General Purpose Bomb:  Plate Thickness, inches  1 1 1/4 1 1/2 1 3/4	
<b>Specific Heat: cal/gm/°C (b)</b> $C_p = 0.4209 - 0.00076t + 0.0000061t^2$ for 15°C to 70°C		<b>Bomb Drop Test:</b>  T7, 2000-lb Semi-Armor-Piercing Bomb vs Concrete:  Max Safe Drop, ft  500-lb General Purpose Bomb vs Concrete:  Height, ft Trials Unaffected Low Order High Order  1000-lb General Purpose Bomb vs Concrete:  Height, ft Trials Unaffected Low Order High Order	
<b>Burning Rate:</b> cm/sec			
<b>Thermal Conductivity:</b> cal/sec/cm/°C			
<b>Coefficient of Expansion:</b> Linear, %/°C  Volume, %/°C			
<b>Hardness, Mohs' Scale:</b>			
<b>Young's Modulus:</b> E', dynes/cm <sup>2</sup> E, lb/inch <sup>2</sup> Density, gm/cc			
<b>Compressive Strength: lb/inch<sup>2</sup></b>			
<b>Vapor Pressure:</b> °C                      mm Mercury                      (c) 70                      258 85                      444			

AMCP 706-177

PLX (Liquid)

<b>Fragmentation Test:</b>  <b>90 mm HE, M71 Projectile, Lot WC-91:</b> Density, gm/cc Charge Wt, lb  <b>Total No. of Fragments:</b> For TNT For Subject HE  <b>3 inch HE, M42A1 Projectile, Lot KC-5:</b> Density, gm/cc Charge Wt, lb  <b>Total No. of Fragments:</b> For TNT For Subject HE	<b>Shaped Charge Effectiveness, TNT = 100:</b>  <table border="0"> <tr> <td></td> <td>Glass Cones</td> <td>Steel Cones</td> </tr> <tr> <td>Hole Volume</td> <td></td> <td></td> </tr> <tr> <td>Hole Depth</td> <td></td> <td></td> </tr> </table>		Glass Cones	Steel Cones	Hole Volume			Hole Depth											
		Glass Cones	Steel Cones																
	Hole Volume																		
	Hole Depth																		
<b>Color:</b> Light yellow																			
<b>Principal Uses:</b> Minefield clearing																			
<b>Method of Loading:</b> Pumping																			
<b>Leading Density: gm/cc</b> <table border="0"> <tr> <td></td> <td>100</td> <td>95/5</td> </tr> <tr> <td></td> <td>1.14</td> <td>1.12</td> </tr> </table>		100	95/5		1.14	1.12													
	100	95/5																	
	1.14	1.12																	
<b>Fragment Velocity: ft/sec</b> At 9 ft At 25 1/2 ft Density, gm/cc	<b>Storage:</b>  <b>Method</b> Components stored separately; mixed only when ready to use <b>Hazard Class (Quantity-Distance)</b>  <b>Compatibility Group</b>  <b>Exudation</b>																		
<b>Blast (Relative to TNT):</b>  <b>Air:</b> Peak Pressure Impulse Energy  <b>Air, Confined:</b> Impulse  <b>Under Water:</b> Peak Pressure Impulse Energy  <b>Underground:</b> Peak Pressure Impulse Energy	<table border="0"> <tr> <td><b>Minimum Propagating Thickness, in:</b></td> <td>100</td> <td>95/5</td> </tr> <tr> <td></td> <td>0.5</td> <td>0.063</td> </tr> <tr> <td><b>Viscosity, centipoises:</b></td> <td colspan="2">(-)</td> </tr> <tr> <td>Temp, 10°C</td> <td>0.748</td> <td></td> </tr> <tr> <td>25°C</td> <td>0.625</td> <td></td> </tr> <tr> <td>40°C</td> <td>0.533</td> <td></td> </tr> </table> <b>Compatibility with Metals:</b>  Stainless steel, mild steel and duriron not affected; corrodes brass.	<b>Minimum Propagating Thickness, in:</b>	100	95/5		0.5	0.063	<b>Viscosity, centipoises:</b>	(-)		Temp, 10°C	0.748		25°C	0.625		40°C	0.533	
<b>Minimum Propagating Thickness, in:</b>	100	95/5																	
	0.5	0.063																	
<b>Viscosity, centipoises:</b>	(-)																		
Temp, 10°C	0.748																		
25°C	0.625																		
40°C	0.533																		

PLM (Liquid)

AMCP 706-177

Origin:

Nitromethane has been known since 1872 (Kolbe, J prakt Chem (2) 5, 427 (1872)), but was available only as a laboratory product until it appeared as an industrial chemical in 1940. A number of patents have been issued for nitromethane produced as a by-product of the nitration of propane (U. S. Patent 1,967,667 (1934); British Patent 3,707 (1937); and Canadian Patent 371,007 (1938).

The development of nitromethane liquid explosives was based on information that nitromethane is sensitized to initiation and propagation of detonation by the addition of various amines. This study made at Picatinny Arsenal in 1945 indicated that mixtures of nitromethane with 5% of ethylenediamine, n-butyl-amine, or morpholine showed considerable promise for application in mine-field clearance (L. H. Eriksen and J. W. Rowen, PAER No. 1565, 17 September 1945).

References:<sup>63</sup>

- (a) D. E. Holcomb and C. F. Dorsey, "Thermodynamic Properties of Nitroparaffins," Ind Engr Chem 41, 2788 (1949).
- (b) J. W. Williams, "A Study of the Physical Properties of Nitromethane," J Am Chem Soc 47, 2644 (1925).
- (c) L. Medard, "Explosive Properties of Nitromethane," Mem poudr 33, 125 (1951).
- (d) T. L. Cottrell, T. E. Graham and T. J. Reid, "The Thermal Decomposition of Nitromethanes," Transactions of the Faraday Society, 47, 584 (1951).
- (e) F. Bellinger, H. B. Friedman, W. E. Bauer, J. W. Eastes and W. C. Bill, "Chemical Propellants: Stability of Mononitromethane," Ind Engr Chem 40, 1320 (1948).
- (f) Also see the following Picatinny Arsenal Technical Reports on Nitromethane:

<u>0</u>	<u>1</u>	<u>3</u>	<u>5</u>	<u>6</u>	<u>7</u>	<u>8</u>	<u>9</u>
1660	1681 1831	2113	1565	2016	1747	1708	1619

<sup>63</sup>See footnote 1, page 10.

ASCP 706-177

Potassium Dinitrobenzofurozan (KDNBF)

<b>Composition:</b> % C 27.3 H 0.4 N 21.2 O 36.3 K 14.8  C/H Ratio 0.416			<b>Molecular Weight:</b> (KC <sub>6</sub> H <sub>4</sub> N <sub>4</sub> O <sub>6</sub> ) 225
<b>Oxygen Balance:</b> CO <sub>2</sub> % -60 CO % -18			<b>Density:</b> gm/cc 2.21
<b>Melting Point:</b> °C Explodes 210		<b>Freezing Point:</b> °C	
<b>Boiling Point:</b> °C		<b>Refractive Index, n<sub>D</sub><sup>20</sup></b> n <sub>D</sub> <sup>25</sup> n <sub>D</sub> <sup>30</sup>	
<b>Impact Sensitivity, 2 Kg Wt:</b> Bureau of Mines Apparatus, cm -- Sample Wt 20 mg Picatinny Arsenal Apparatus, in. 3; (1 lb wt) 6 Sample Wt, mg 7		<b>Vacuum Stability Test:</b> cc/40 Hrs, at 90°C 100°C 120°C 135°C 150°C	
<b>Feltton Pendulum Test:</b> Steel Shoe Explodes Fiber Shoe Explodes		<b>200 Gram Bomb Sand Test:</b> Sand, gm 44.8 Black powder, fine 0.5 43.6	
<b>Rifle Bullet Impact Test:</b> Trials % Explosions Partials Burned Unaffected		<b>Sensitivity to Initiation:</b> Minimum Detonating Charge, gm Mercury Fulminate 0.30 0.20 Lead Azide 0.10 Tetryl	
<b>Explosion Temperature:</b> °C Seconds, 0.1 (no cap used) -- 1 -- 5 250 10 15 20		<b>Ballistic Mortar, % TNT:</b> <b>Trawl Test, % TNT:</b>	
<b>75°C International Heat Test:</b> % Loss in 48 Hrs		<b>Plate Heat Test:</b> Method Condition Confined Density, gm/cc Brisance, % TNT	
<b>100°C Heat Test:</b> % Loss, 1st 48 Hrs 0.03 % Loss, 2nd 48 Hrs 0.05 Explosion in 100 Hrs None		<b>Detonation Rate:</b> Confinement Condition Charge Diameter, in. Density, gm/cc Rate, meters/second	
<b>Flammability Index:</b>			
<b>Hygroscopicity:</b> % 30°C, 75% RH 0.11 30°C, 90% RH 0.27			
<b>V. Activity:</b>			

Potassium Dinitrobenzofurozan (KDNBF)

AMCP 706-177

<b>Buster Sensitivity Test:</b> Condition Tetryl, gm Wax, in. for 50% Detonation Wax, gm Density, gm/cc	<b>Decomposition Equation:</b> Oxygen, atoms/sec (Z/sec) Heat, kilocalorie/mole (ΔH, kcal/mol) Temperature Range, °C Phase										
<b>Heat of:</b> Combustion, cal/gm                      2209 Explosion, cal/gm                         725 Gas Volume, cc/gm                         604 Formation, cal/gm Fusion, cal/gm	<b>Armor Plate Impact Test:</b>  <b>60 mm Mortar Projectile:</b> 50% Inert, Velocity, ft/sec Aluminum Fineness  <b>500-lb General Purpose Bomb:</b>  Plate Thickness, inches  1 1½ 1¾ 2										
<b>Specific Heat: cal/gm/°C    (b)</b> <table border="1"> <tr> <td><math>\frac{^{\circ}\text{C}}</math></td> <td></td> </tr> <tr> <td>-50</td> <td>0.217</td> </tr> <tr> <td>0</td> <td>0.217</td> </tr> <tr> <td>25</td> <td>0.217</td> </tr> <tr> <td>50</td> <td>0.217</td> </tr> </table>	$\frac{^{\circ}\text{C}}$		-50	0.217	0	0.217	25	0.217	50	0.217	
$\frac{^{\circ}\text{C}}$											
-50	0.217										
0	0.217										
25	0.217										
50	0.217										
<b>Burning Rate:</b> cm/sec											
<b>Thermal Conductivity:</b> cal/sec/cm/°C											
<b>Coefficient of Expansion:</b> Linear, %/°C  Volume, %/°C											
<b>Hardness, Mohr' Scale:</b>											
<b>Young's Modulus:</b> E', dynes/cm <sup>2</sup> E, lb/inch <sup>2</sup> Density, gm/cc											
<b>Compressive Strength: lb/inch<sup>2</sup></b>											
<b>Vapor Pressure:</b> °C                      mm Mercury	<b>Bomb Drop Test:</b>  <b>T7, 2000-lb Semi-Armor-Piercing Bomb vs Concrete:</b>  Max Safe Drop, ft  <b>500-lb General Purpose Bomb vs Concrete:</b>  Height, ft Trials Unaffected Low Order High Order  <b>1000-lb General Purpose Bomb vs Concrete:</b>  Height, ft Trials Unaffected Low Order High Order										

ANCP 706-177

Potassium Dinitrobeszurozan (KDNBF)

<b>Fragmentation Test:</b>  <b>98 mm HE, M71 Projectile, Lot WC-91:</b> Density, gm/cc Charge Wt, lb  <b>Total No. of Fragments:</b> For TNT For Subject HE  <b>3 inch HE, M42A1 Projectile, Lot KC-5:</b> Density, gm/cc Charge Wt, lb  <b>Total No. of Fragments:</b> For TNT For Subject HE	<b>Shaped Charge Effectiveness, TNT = 100:</b>																																
	Glass Cones    Steel Cones																																
	Hole Volume Hole Depth																																
	<b>Color:</b>	Orange to brown																															
	<b>Principal Uses:</b>	Primary explosive																															
	<b>Method of Loading:</b>	Pressed																															
	<b>Loading Density: gm/cc</b>	psi x 10 <sup>3</sup>																															
	10      20      30      40      80 1.63   1.77   1.81   1.86   1.98																																
<b>Fragment Velocity: ft/sec</b> At 9 ft At 25½ ft Density, gm/cc	<b>Storage:</b>																																
	<b>Method</b>	Wet																															
<b>Blast (Relative to TNT):</b>	<b>Hazard Class (Quantity-Distance)</b>	Class 9																															
<b>Air:</b> Peak Pressure Impulse Energy	<b>Compatibility Group</b>	Group M (wet)																															
<b>Air, Confined:</b> Impulse	<b>Exudation</b>																																
<b>Under Water:</b> Peak Pressure Impulse Energy	<b>Solubility in Water,</b> gm/100 gm solvent, at:	0.245																															
<b>Underground:</b> Peak Pressure Impulse Energy	<b>Stab Sensitivity:</b>																																
	<table border="1"> <thead> <tr> <th rowspan="2">Density gm/cc</th> <th colspan="3">Firing Point (inch-ounces)</th> </tr> <tr> <th>0%</th> <th>50%</th> <th>100%</th> </tr> </thead> <tbody> <tr> <td>1.63</td> <td>73</td> <td>79</td> <td>84</td> </tr> <tr> <td>1.77</td> <td>66</td> <td>75</td> <td>83</td> </tr> <tr> <td>1.81</td> <td>42</td> <td>48</td> <td>64</td> </tr> <tr> <td>1.86</td> <td>12</td> <td>15</td> <td>18</td> </tr> <tr> <td>1.93</td> <td>11</td> <td>17</td> <td>21</td> </tr> <tr> <td>1.98</td> <td>7</td> <td>11</td> <td>14</td> </tr> </tbody> </table>	Density gm/cc	Firing Point (inch-ounces)			0%	50%	100%	1.63	73	79	84	1.77	66	75	83	1.81	42	48	64	1.86	12	15	18	1.93	11	17	21	1.98	7	11	14	
Density gm/cc	Firing Point (inch-ounces)																																
	0%	50%	100%																														
1.63	73	79	84																														
1.77	66	75	83																														
1.81	42	48	64																														
1.86	12	15	18																														
1.93	11	17	21																														
1.98	7	11	14																														
	<b>Activation Energy:</b>																																
	kcal/mol	82.6																															
	Induction Period, sec	0.5-10																															



Potassium Dinitrobenzuroxan (KDNEF)

AMCP 706-177

Preparation of Potassium Salt of 4,6-dinitrobenzuroxan: (a)

Benzuroxan, made by the reaction of ortho-nitroaniline and alkaline sodium hypochlorite, was dissolved in 5 parts of 96% sulfuric acid and nitrated at 5°-20°C with a 4 to 1 sulfuric-nitric acid mixture. The salt was prepared by neutralization of the 4,6-dinitrobenzuroxan with potassium bicarbonate followed by recrystallization from hot water. The product forms in small golden orange plates which explode at 210°C.

Origin:

The potassium salt of 4,6-dinitrobenzuroxan was first prepared in 1899 by von P. Drost (Ann 307, 56 (1899)).

References: 64

(a) R. J. Gaughran, J. P. Picard and J. V. R. Kaufman, "Contribution to the Chemistry of Benzuroxan Derivatives," J Am Chem Soc 76, 2233 (1954).

(b) C. Lenchits, Ice Calorimeter Determination of Enthalpy and Specific Heat of Eleven Organometallic Compounds, PATR No. 2224, November 1955.

(c) Also see the following Picatinny Arsenal Technical Reports on Potassium Dinitrobenzuroxan:

<u>2</u>	<u>3</u>	<u>6</u>	<u>2</u>
2122	2093	2146	2179

<sup>64</sup>See footnote 1, page 10.

AMCP 706-177

PIX-1

<b>Composition:</b> % RDX 30 Tetryl 50 TNT 20  C/H Ratio	<b>Molecular Weight:</b> 252	
	<b>Oxygen Balance:</b> -45 -9	
	<b>Density: gm/cc</b> 1.68	
	<b>Melting Point: °C</b> Eutectic 67	
	<b>Freezing Point: °C</b>	
<b>Impact Sensitivity, 2 Kg Wt:</b> Bureau of Mines Apparatus, cm 44 Sample Wt 20 mg Picatinny Arsenal Apparatus, in. Sample Wt, mg	<b>Boiling Point: °C</b>	
	<b>Refractive Index, <math>n_D^{20}</math></b> $n_D^{20}$ $n_D^{20}$	
<b>Friction Pendulum Test:</b> Steel Shoe Fiber Shoe	<b>Vacuum Stability Test:</b> cc/40 Hrs, at 90°C 100°C 3.0 120°C 135°C 150°C	
<b>Rifle Bullet Impact Test:</b> Trials Explosions 20 Partials 20 Burned 0 Unaffected 60	<b>200 Gram Bomb Sand Test:</b> Sand, gm 54.8	
<b>Explosion Temperature: °C</b> Seconds, 0.1 (no cap used) 1 5 10 15 20	<b>Sensitivity to Initiation:</b> Minimum Detonating Charge, gm Mercury Fulminate 0.23* Lead Azide 0.22* Tetrd *Alternative initiating charges.	
	<b>Ballistic Mortar, % TNT: (a)</b> 132	
<b>75°C International Heat Test:</b> % Loss in 48 Hrs	<b>Tressal Test, % TNT:</b>	
<b>100°C Heat Test:</b> % Loss, 1st 48 Hrs % Loss, 2nd 48 Hrs Explosion in 100 Hrs	<b>Plate Dent Test: (b)</b> Method B Condition Cast Confined No Density, gm/cc 1.68 Brisance, % TNT 127	
	<b>Detonation Rate:</b> Confinement None Condition Cast Charge Diameter, in. 1.0 Density, gm/cc 1.64 Rate, meters/second 7655	
<b>Flammability Index:</b>		
<b>Hygroscopicity: %</b> 30°C, 90% RH, 15 days 0.00		
<b>Volatility:</b>		

PTX-1

AMCP 706-177

<p><b>Fragmentation Test:</b></p> <p><b>90 mm HE, M71 Projectile, Lot WC-91:</b>                  Density, gm/cc 1.64                  Charge Wt, lb 2.180</p> <p><b>Total No. of Fragments:</b>                  For TNT 703                  For Subject HE 999</p> <p><b>3 inch HE, M42A1 Projectile, Lot KC-5:</b>                  Density, gm/cc 1.63                  Charge Wt, lb 0.864</p> <p><b>Total No. of Fragments:</b>                  For TNT 514                  For Subject HE 685</p>	<p><b>Shaped Charge Effectiveness, TNT = 100:</b></p> <table border="1"> <thead> <tr> <th></th> <th>Glass Cones</th> <th>Steel Cones</th> </tr> </thead> <tbody> <tr> <td>Hole Volume</td> <td></td> <td></td> </tr> <tr> <td>Hole Depth</td> <td></td> <td></td> </tr> </tbody> </table>		Glass Cones	Steel Cones	Hole Volume			Hole Depth					
	Glass Cones	Steel Cones											
Hole Volume													
Hole Depth													
<p><b>Fragment Velocity: ft/sec</b>                  At 9 ft 2690                  At 25½ ft 2460                  Density, gm/cc 1.64</p>	<p><b>Color:</b></p> <p><b>Principal Uses:</b> Land mines and demolition charges</p>												
<p><b>Blast (Relative to TNT):</b></p> <p><b>Air:</b> (d)                  Peak Pressure 111                  Impulse 109                  Energy --</p> <p><b>Air, Confined:</b>                  Impulse</p> <p><b>Under Water:</b>                  Peak Pressure                  Impulse                  Energy</p> <p><b>Underground:</b>                  Peak Pressure                  Impulse                  Energy</p>	<p><b>Method of Loading:</b> Cast</p> <p><b>Loading Density: gm/cc</b> 1.68</p> <p><b>Storage:</b></p> <table border="1"> <tbody> <tr> <td>Method</td> <td>Dry</td> </tr> <tr> <td>Hazard Class (Quantity-Distance)</td> <td>Class 9</td> </tr> <tr> <td>Compatibility Group</td> <td>Group I</td> </tr> <tr> <td>Exudation</td> <td>Exudes at 65°C</td> </tr> </tbody> </table>	Method	Dry	Hazard Class (Quantity-Distance)	Class 9	Compatibility Group	Group I	Exudation	Exudes at 65°C				
Method	Dry												
Hazard Class (Quantity-Distance)	Class 9												
Compatibility Group	Group I												
Exudation	Exudes at 65°C												
<p><b>Booster Sensitivity Test:</b> (c)</p> <table border="1"> <thead> <tr> <th>Condition</th> <th>Pressed</th> <th>Cast</th> </tr> </thead> <tbody> <tr> <td>Tetryl, gm</td> <td>100</td> <td>100</td> </tr> <tr> <td>Wax, in. for 50% Detonation</td> <td>1.94</td> <td>1.82</td> </tr> <tr> <td>Density, gm/cc</td> <td>1.61</td> <td>1.68</td> </tr> </tbody> </table>	Condition	Pressed	Cast	Tetryl, gm	100	100	Wax, in. for 50% Detonation	1.94	1.82	Density, gm/cc	1.61	1.68	<p><b>Preparation:</b></p> <p>The ternary explosive system consisting of RDX, tetryl and TNT is prepared by adding the appropriate weight of water-wet RDX to a tetryl (40/60) previously melted in a steam-jacketed melt kettle. Heating and stirring are continued until all the water is evaporated and the mixture is uniform in composition. PTX-1 is also prepared by adding tetryl to RDX Composition B.</p> <p><b>Compatibility with Metals:</b></p> <p><u>Dry:</u> Aluminum, mild steel not affected.  <u>Wet:</u> Aluminum, mild steel not affected.</p>
Condition	Pressed	Cast											
Tetryl, gm	100	100											
Wax, in. for 50% Detonation	1.94	1.82											
Density, gm/cc	1.61	1.68											

AMCP 706-177

PTX-1

Origin:

The possibility of employing ternary mixtures to obtain explosives having greater power and higher brisance than binary mixtures was suggested by the analysis of Russian 76 mm, armor piercing high explosive rounds (PATR No. 1311, 17 July 1943). The Russian type ternary explosives, based on the composition and laboratory studies of such mixtures, were indicated to be effective pressed fillers. In conducting a preliminary study of castable ternary explosive mixtures suggested by the Russian fillers, a mixture consisting of RDW/tetryl/TNT, designated PTX-1 was developed which had explosive and physical properties offering considerable advantage for military applications (PATR No. 1350, 27 October 1943; and 1379, 11 January 1944).

A PTX-3 composition, prepared by the addition of Balcite to 40/60 tetrytol, also offered promise but limited to applications where the charge would not be required to withstand storage at 65°C without emulsion.

References:<sup>65</sup>

(a) L. C. Smith and E. G. Kyster, Physical Testing of Explosives, Part III - Miscellaneous Sensitivity Tests; Performance Tests, OSRD Report No. 5746, 27 December 1945.

(b) D. P. MacDougall, Methods of Physical Testing, OSRD Report No. 103, 11 August 1942.

(c) L. C. Smith and S. R. Walton, A Consideration of RDW/Wax Mixtures as a Substitute for Tetryl in Boosters, NOL Memo 10,303, 15 June 1949.

(d) W. R. Tomlinson, Jr., Blast Effects of Bomb Explosives, PA Tech Div Lecture, 9 April 1948.

(e) Also see the following Picatinny Arsenal Technical Reports on PTX-1:

<u>0</u>	<u>2</u>	<u>3</u>	<u>6</u>	<u>I</u>	<u>2</u>
1530	1402	1623	1466	1437	1379
			1506		1429
					1469

<sup>65</sup>See footnote 1, page 10.

PTX-2

AMCP 706-177

<b>Composition:</b>		<b>Molecular Weight:</b> 244 243	
<b>%</b>		<b>Oxygen Balance:</b>	
RDX	44 - 41	CO <sub>2</sub> %	-33 -36
FSIN	28 - 26	CO %	- 3 - 4
TNT	28 - 33	<b>Density: gm/cc</b> 1.70	
<b>C/H Ratio</b>		<b>Melting Point: °C</b> Eutectic 75	
<b>Impact Sensitivity, 2 Kg Wt:</b>		<b>Freezing Point: °C</b>	
Bureau of Mines Apparatus, cm 35		<b>Boiling Point: °C</b>	
Sample Wt 20 mg		<b>Refractive index, n<sub>D</sub><sup>20</sup></b>	
Picotiny Arsenal Apparatus, in.		n <sub>D</sub> <sup>20</sup>	
Sample Wt, mg		n <sub>D</sub> <sup>20</sup>	
<b>Friction Friction Test:</b>		<b>Vacuum Stability Test:</b>	
Steel Shoe	Crackles	cc/40 Hrs, at	
Fiber Shoe		90°C	
<b>Rifle Bullet Impact Test:</b>		100°C 2.6	
Trials	%	120°C 11+	
Explosions	60	135°C	
Partials	0	150°C	
Burned	0	<b>200 Gram Bomb Sand Test:</b>	
Unaffected	40	Sand, gm 56.9	
<b>Explosion Temperature: °C</b>		<b>Sensitivity to Initiation:</b>	
Seconds, 0.1 (no cap used)		Minimum Detonating Charge, gm	
1		Mercury Fulminate 0.21	
5		Lead Azide 0.00	
10		Tetryl 0.00	
15		<b>Ballistic Meter, % TNT: (a)</b> 138	
20		<b>Trawl Test, % TNT:</b>	
<b>75°C International Heat Test:</b>		<b>Plate Bomb Test: (b)</b>	
% Loss in 48 Hrs		Method B	
<b>100°C Heat Test:</b>		Condition Cast	
% Loss, 1st 48 Hrs		Confined No	
% Loss, 2nd 48 Hrs		Density, gm/cc 1.71	
Explosion in 100 Hrs		Brisance, % TNT 141	
<b>Flammability Index:</b>		<b>Detonation Rate:</b>	
		Confinement None	
		Condition Cast	
<b>Hygroscopicity, %</b>		Charge Diameter, in. 1.0	
30°C, 90% RH, 15 days 0.00		Density, gm/cc 1.70	
<b>Volatility:</b>		Rate, meters/second 8065	

AMCP 706-177

PTX-2

<b>Fragmentation Test:</b>  <b>90 mm HE, M71 Projectile, Lot WC-91:</b> Density, gm/cc            1.68 Charge Wt, lb              2.226  <b>Total No. of Fragments:</b> For TNT                      703 For Subject HE              1128  <b>3 inch HE, M42A1 Projectile, Lot KC-5:</b> Density, gm/cc            1.70 Charge Wt, lb              0.897  <b>Total No. of Fragments:</b> For TNT                      514 For Subject HE              750		<b>Shaped Charge Effectiveness, TNT = 100:</b>  <table border="0"> <tr> <td></td> <td>Glass Cones</td> <td>Steel Cones</td> </tr> <tr> <td>Hole Volume</td> <td colspan="2">~ 130</td> </tr> <tr> <td>Hole Depth</td> <td colspan="2"></td> </tr> </table>			Glass Cones	Steel Cones	Hole Volume	~ 130		Hole Depth																				
	Glass Cones	Steel Cones																												
Hole Volume	~ 130																													
Hole Depth																														
		<b>Color:</b>																												
		<b>Principal Uses:</b> Shaped charges Fragmentation charges																												
		<b>Method of Loading:</b> Cast																												
		<b>Loading Density: gm/cc</b> 1.70																												
<b>Fragment Velocity: ft/sec</b> At 9 ft                                      3020 At 25½ ft                                  2850 Density, gm/cc                      1.70		<b>Storage:</b>  <table border="0"> <tr> <td>Method</td> <td>Dry</td> </tr> <tr> <td>Hazard Class (Quantity-Distance)</td> <td>Class 9</td> </tr> <tr> <td>Compatibility Group</td> <td>Group I</td> </tr> <tr> <td>Exclusion</td> <td>None at 65°C</td> </tr> </table>	Method	Dry	Hazard Class (Quantity-Distance)	Class 9	Compatibility Group	Group I	Exclusion	None at 65°C																				
Method	Dry																													
Hazard Class (Quantity-Distance)	Class 9																													
Compatibility Group	Group I																													
Exclusion	None at 65°C																													
<b>Blast (Relative to TNT):</b>  <table border="0"> <tr> <td><b>Air:</b></td> <td>(d)</td> </tr> <tr> <td>Peak Pressure</td> <td>113</td> </tr> <tr> <td>Impulse</td> <td>113</td> </tr> <tr> <td>Energy</td> <td>--</td> </tr> </table> <table border="0"> <tr> <td><b>Air, Confined:</b></td> <td></td> </tr> <tr> <td>Impulse</td> <td></td> </tr> </table> <table border="0"> <tr> <td><b>Under Water:</b></td> <td></td> </tr> <tr> <td>Peak Pressure</td> <td></td> </tr> <tr> <td>Impulse</td> <td></td> </tr> <tr> <td>Energy</td> <td></td> </tr> </table> <table border="0"> <tr> <td><b>Underground:</b></td> <td></td> </tr> <tr> <td>Peak Pressure</td> <td></td> </tr> <tr> <td>Impulse</td> <td></td> </tr> <tr> <td>Energy</td> <td></td> </tr> </table>		<b>Air:</b>	(d)	Peak Pressure	113	Impulse	113	Energy	--	<b>Air, Confined:</b>		Impulse		<b>Under Water:</b>		Peak Pressure		Impulse		Energy		<b>Underground:</b>		Peak Pressure		Impulse		Energy		<b>Preparation:</b>  The ternary explosive system consisting of RDX, PETN and TNT is prepared by adding the appropriate weight of water-wet RDX to a pentolite (30/70) previously melted in a steam-jacketed melt kettle. Heating and stirring are continued until all the water is evaporated and the mixture is uniform in composition. PTX-2 is also prepared by adding water-wet PETN to RDX Composition B.
<b>Air:</b>	(d)																													
Peak Pressure	113																													
Impulse	113																													
Energy	--																													
<b>Air, Confined:</b>																														
Impulse																														
<b>Under Water:</b>																														
Peak Pressure																														
Impulse																														
Energy																														
<b>Underground:</b>																														
Peak Pressure																														
Impulse																														
Energy																														
<b>Booster Sensitivity Test:</b> (c)		<b>Compatibility with Metals:</b>  <table border="0"> <tr> <td><u>Dry:</u></td> <td>Aluminum, mild steel not affected.</td> </tr> <tr> <td><u>Wet:</u></td> <td>Aluminum not affected.</td> </tr> </table>	<u>Dry:</u>	Aluminum, mild steel not affected.	<u>Wet:</u>	Aluminum not affected.																								
<u>Dry:</u>	Aluminum, mild steel not affected.																													
<u>Wet:</u>	Aluminum not affected.																													
<table border="0"> <tr> <td>Condition</td> <td>Pressed</td> <td>Cast</td> </tr> <tr> <td>Tetryl, gm</td> <td>100</td> <td>100</td> </tr> <tr> <td>Wax, in. for 50% Detonation</td> <td>1.87</td> <td>2.32</td> </tr> <tr> <td>Density, gm/cc</td> <td>1.70</td> <td>1.61</td> </tr> </table>		Condition	Pressed	Cast	Tetryl, gm	100	100	Wax, in. for 50% Detonation	1.87	2.32	Density, gm/cc	1.70	1.61																	
Condition	Pressed	Cast																												
Tetryl, gm	100	100																												
Wax, in. for 50% Detonation	1.87	2.32																												
Density, gm/cc	1.70	1.61																												

7

PTX-2

AMCP 705-177

Origin:

The possibility of employing ternary mixtures to obtain explosives having greater power and higher brisance than binary mixtures was suggested by the analysis of Russian 76 mm, armor-piercing high explosive rounds (PATR No. 1311, 17 July 1943). The Russian type ternary explosives, based on the composition and laboratory studies of such mixtures, were indicated to be effective pressed fillers. In conducting a preliminary study of castable ternary explosive mixtures suggested by the Russian fillers, a mixture consisting of RDX/PETN/TNT, designated PTX-2 was developed which had explosive and physical properties offering considerable advantage for military applications (PATR No. 1350, 27 October 1943; and 1379, 11 January 1944).

A PTX-4 composition, prepared by the addition of Halcite to 30/70 Pentolite, also offered promise but because of border-line stability in accelerated stability tests, PTX-4 must be proven by long term storage to be acceptable for use in standard ammunition.

References:<sup>66</sup>

(a) L. C. Smith and E. G. Ryster, Physical Testing of Explosives, Part III - Miscellaneous Sensitivity Tests; Performance Tests, OERD Report No. 5746, 27 December 1945.

(b) D. P. MacDougall, Methods of Physical Testing, OERD Report No. 803, 11 August 1942.

(c) L. C. Smith and S. R. Walton, A Consideration of RDX/Wax Mixtures as a Substitute for Tetryl in Boosters, MOL Memo 10,303, 15 June 1949.

(d) W. R. Tomlinson, Jr., Elast Effects of Bomb Explosives, PA Tech Div Lecture, 9 April 1948.

(e) Also see the following Picatinny Arsenal Technical Reports on PTX-2:

<u>0</u>	<u>2</u>	<u>3</u>	<u>4</u>	<u>5</u>	<u>6</u>	<u>8</u>	<u>9</u>
1530	1482	1483 1623	1414	1445	1466	1838	1379 1429 1467

<sup>66</sup>See footnote 1, page 10.

AMCP 706-177

FVA-4

<b>Composition:</b> % RDX 90 Polyvinyl Acetate 8 Dibutylphthalate 2  C/H Ratio	<b>Molecular Weight:</b> 217	
	<b>Oxygen Balance:</b> CO <sub>2</sub> % -37 CO % -10	
	<b>Density: gm/cc</b> Pressed 1.60	
	<b>Melting Point: °C</b> <b>Softening Point: °C</b> 98	
<b>Impact Sensitivity, 2 Kg Wt:</b> Bureau of Mines Apparatus, cm 39 Sample Wt 20 mg Picatinny Arsenal Apparatus, in. 9 Sample Wt, mg 13	<b>Freezing Point: °C</b>	
	<b>Boiling Point: °C</b>	
	<b>Refractive Index, n<sub>D</sub><sup>20</sup></b> n <sub>D</sub> <sup>20</sup> n <sub>D</sub> <sup>20</sup>	
<b>Friction Pendulum Test:</b> Steel Shoe Crackles Fiber Shoe Unaffected	<b>Vacuum Stability Test:</b> cc/40 Hrs, at	
	90°C 100°C 0.45 120°C 0.88 135°C -- 150°C 11+	
<b>Rifle Bullet Impact Test:</b> 5 Tricks * Explosions % 20 Partial 0 Burned 60 Unaffected 20 *100 trials at -46°C - Unaffected	<b>200 Gram Bomb Sand Test:</b> Sand, gm 58.5	
	<b>Explosion Temperature: °C</b> Seconds, 0.1 (no cap used) -- 1 330 5 Decomposes 375 10 265 15 20	
<b>75°C International Heat Test:</b> % Loss in 48 Hrs	<b>Sensitivity to Initiation:</b> Minimum Detonating Charge, gm Mercury Fulminate Lead Azide 0.22 Tetryl	
	<b>Ballistic Mortar, % TNT:</b>	
<b>100°C Heat Test:</b> % Loss, 1st 48 Hrs 0.10 % Loss, 2nd 48 Hrs 0.06 Explosion in 100 Hrs None	<b>Trawl Test, % TNT:</b>	
	<b>Plate Dent Test:</b> Method Condition Confined Density, gm/cc Brisance, % TNT	
	<b>Detonation Rate:</b> Confinement None Condition Cas+ Charge Diameter, in. 1.0 Density, gm/cc 1.60 Rate, meters/second 7910	
<b>Flammability Index:</b>		
<b>Hygroscopicity: %</b> 30°C, 90% RH 0.20		
<b>Volatility: 55°C, vacuo, 6 hrs</b> 0.03		





AMCP 706-177

PVA-4Preparation:

Explosive PVA-4, a semi-plastic composition of Canadian origin, consists of 90% RDX, 8% polyvinyl acetate and 2% dibutylphthalate (DBP). This formulation was developed by Dr. Sutherland of Shevinigan Chemicals, Ltd. In evaluating various types of polyvinyl acetate commercially available in the United States, a type obtained from Union Carbide and Carbon, under the industrial name or designation "AYAT" was the most promising coating for RDX in the proportions RDX/PVA(AYAT)/DBP 92/6/2.

A practical method of preparing this composition was by the addition of a solution of the coating agent to an aqueous RDX slurry. Based on the quality of the product and the pellet densities obtained, a procedure of adding an acetone solution of PVA + DBP to a hot water slurry of RDX, under agitation, was adopted as standard.

References:<sup>67</sup>

- (a) See the following Picatinny Arsenal Technical Reports on PVA-4: 1532 and 1634.

<sup>67</sup>See footnote 1, page 10.

PVN (Polyvinyl Nitrate)

AMCP 706-177

<b>Composition:</b> % C 27 H 3.4 N 15.6 O 54 C/H Ratio 0.203 $\begin{array}{c}   \\ \text{H}_2\text{C}-\text{CH}-\text{ONO}_2 \\   \end{array}_n$	<b>Molecular Weight:</b> $(\text{C}_2\text{H}_3\text{NO}_3)_n$ (89) <sub>n</sub>	
	<b>Oxygen Balance:</b> C.C. % -45 CO % -9	
	<b>Density:</b> gm/cc	
	<b>Melting Point:</b> °C (Soft Pb) 50	
	<b>Freezing Point:</b> °C	
<b>Impact Sensitivity, 2 Kg Wt:</b> Bureau of Mines Apparatus, cm 14.65 Sample Wt 20 mg -- Picatinny Arsenal Apparatus, in. 4 Sample Wt, mg	<b>Boiling Point:</b> °C	
	<b>Refractive Index, n<sub>D</sub><sup>20</sup></b> n <sub>D</sub> <sup>20</sup> n <sub>D</sub> <sup>20</sup>	
<b>Friction Pendulum Test:</b> Steel Shoe Crackles Fiber Shoe Unaffected	<b>Vacuum Stability Test:</b> cc/40 Hrs, at 90°C 100°C 16 hours 11+ 120°C 16 hours 11+ 135°C 150°C	
	<b>Rifle Bullet Impact Test:</b> Trials % Explosions Partials Burned Unaffected	<b>200 Gram Bomb Sand Test:</b> Sand, gm 49.9
<b>Explosion Temperature:</b> °C Seconds, 0.1 (no cap used) -- 1 -- 5 265 10 15 20	<b>Sensitivity to Initiation:</b> Minimum Detonating Charge, gm Mercury Fulminate -- Lead Azide Tetryl	
	<b>Ballistic Mortar, % TNT:</b>	
	<b>Tread Test, % TNT:</b>	
<b>75°C International Heat Test:</b> % Loss in 48 Hrs	<b>Plate Dent Test:</b> Method Condition Confined Density, gm/cc Brisance, % TNT	
<b>100°C Heat Test:</b> % Loss, 1st 48 Hrs 1.9 % Loss, 2nd 48 Hrs 2.1 Explosion in 100 Hrs None	<b>Detonation Rate:</b> Confinement Condition Ch. ga Diameter, in. Density, gm/cc Rate, meters/second	
	<b>Flammability Index:</b>	
<b>Hygroscopicity:</b> % 30°C, 90% RH 0.62		
<b>Volatility:</b>		

AMCP 706-177

PVN (Polyvinyl Nitrate)

<b>Fragmentation Test:</b>  <b>90 mm HE, M71 Projectile, Lot WC-91:</b> Density, gm/cc Charge Wt, lb  <b>Total No. of Fragments:</b> For TNT For Subject HE  <b>3 inch HE, M42A1 Projectile, Lot KC-5:</b> Density, gm/cc Charge Wt, lb  <b>Total No. of Fragments:</b> For TNT For Subject HE	<b>Shaped Charge Effectiveness, TNT = 100:</b>  <table style="width: 100%; border: none;"> <tr> <td style="width: 50%;"></td> <td style="text-align: center;">Glass Cores</td> <td style="text-align: center;">Steel Cores</td> </tr> <tr> <td>Hole Volume</td> <td></td> <td></td> </tr> <tr> <td>Hole Depth</td> <td></td> <td></td> </tr> </table>		Glass Cores	Steel Cores	Hole Volume			Hole Depth		
		Glass Cores	Steel Cores							
	Hole Volume									
	Hole Depth									
<b>Color:</b>										
<b>Principal Uses:</b>										
<b>Fragment Velocity: ft/sec</b> At 9 ft At 25 1/2 ft Density, gm/cc	<b>Method of Loading:</b>									
	<b>Loading Density, gm/cc</b>									
<b>Blow (Relative to TNT):</b>  <b>Air:</b> Peak Pressure Impulse Energy  <b>Air, Confined:</b> Impulse  <b>Under Water:</b> Peak Pressure Impulse Energy  <b>Underground:</b> Peak Pressure Impulse Energy	<b>Storage:</b>  Method  Hazard Class (Quantity-Distance)  Compatibility Group  Emission									
	<b>65.5°C KI Test:</b> <table style="width: 100%; border: none;"> <tr> <td style="width: 80%;">Minutes</td> <td style="text-align: right;">60+</td> </tr> </table>	Minutes	60+							
	Minutes	60+								
	<b>134.5°C Heat Test:</b> <table style="width: 100%; border: none;"> <tr> <td style="width: 80%;"></td> <td style="text-align: right;"><u>Minutes</u></td> </tr> <tr> <td>Salmon Pink</td> <td style="text-align: right;">20</td> </tr> <tr> <td>Red Fumes</td> <td style="text-align: right;">25</td> </tr> <tr> <td>Explodes</td> <td style="text-align: right;">300+</td> </tr> </table>		<u>Minutes</u>	Salmon Pink	20	Red Fumes	25	Explodes	300+	
	<u>Minutes</u>									
Salmon Pink	20									
Red Fumes	25									
Explodes	300+									
<b>240-Hour Hydrolysis Test:</b> <table style="width: 100%; border: none;"> <tr> <td style="width: 80%;">% HNO<sub>3</sub></td> <td style="text-align: right;">5.07</td> </tr> </table>	% HNO <sub>3</sub>	5.07								
% HNO <sub>3</sub>	5.07									
	<b>Heat of:</b>  <table style="width: 100%; border: none;"> <tr> <td style="width: 80%;">Combustion, cal/gm</td> <td style="text-align: right;">2960</td> </tr> <tr> <td>Explosion, cal/gm</td> <td style="text-align: right;">900</td> </tr> <tr> <td>Gas Volume, cc/gm</td> <td style="text-align: right;">838</td> </tr> </table>	Combustion, cal/gm	2960	Explosion, cal/gm	900	Gas Volume, cc/gm	838			
Combustion, cal/gm	2960									
Explosion, cal/gm	900									
Gas Volume, cc/gm	838									

PVN (Polyvinyl Nitrate)

AMCP 706-177

Preparation:

Polyvinyl alcohol is mixed with acetic anhydride. The mixture is cooled to  $-5^{\circ}\text{C}$  and the nitric acid is added slowly while the mass is being stirred. The temperature is controlled by the rate of acid addition so that when all the acid has been added the temperature does not rise above  $20^{\circ}\text{C}$ .

When the nitration is complete, the mixture is drowned by allowing a fine stream of the syrupy liquid to flow from the nitrator and mix intimately with a large stream of water. This causes the product to precipitate in a fine state.

The finely divided precipitate is purified by boiling in frequent changes of water.

Origin:

The first preparation of polyvinyl nitrate was reported in 1929 by solution of polyvinyl alcohol in concentrated sulfuric acid and treatment with nitrating acid at a temperature not over  $50^{\circ}\text{C}$ . (German Patent 537,303). Later patents issued relative to polyvinyl nitrate included U. S. Patent 2,118,487 (1938) and German Patent 737,199 (1943).

AMCP 706-177

RIPE

<b>Composition:</b>		<b>Molecular Weight:</b> 230	
%		<b>Oxygen Balance:</b>	
RIX	85	CO <sub>2</sub> %	-70
Gulf Crown E Oil	15	CO %	-35
<b>C/N Ratio</b>		<b>Density: gm/cc</b> Hand tamped 1.37	
<b>Impact Sensitivity, 2 Kg Wt:</b>		<b>Melting Point: °C</b>	
Bureau of Mines Apparatus, cm	53	<b>Freezing Point: °C</b>	
Sample Wt 20 mg		<b>Boiling Point: °C</b>	
Picatinny Arsenal Apparatus, in.	13	<b>Refractive Index, n<sub>D</sub><sup>20</sup></b>	
Sample Wt, mg	25	n <sub>D</sub> <sup>25</sup>	
<b>Friction Pendulum Test:</b>		<b>Vacuum Stability Test:</b>	
Steel Shoe	Unaffected	cc/40 Hrs, at	
Fiber Shoe	Unaffected	90°C --	
<b>Rifle Bullet Impact Test:</b>		100°C 0.34	
	Trials	120°C 0.56	
	%	135°C	
Explosions	0	150°C	
Partials	0	<b>200 Gram Bomb Sand Test:</b>	
Burned	0	Sand, gm 40.1	
Unaffected	100	<b>Sensitivity to Initiation:</b>	
<b>Explosion Temperature: °C</b>		Minimum Detonating Charge, gm	
Seconds, 0.1 (no cap used)		Mercury Fulminate	
1		Lead Azide 0.20	
5 Decomposes; no value obtained		Tetryl	
10		<b>Ballistic Master, % TNT: (a)</b> 118	
15		<b>Troust Test, % TNT:</b>	
20		<b>Plate Dent Test: (b)</b>	
<b>75°C International Heat Test:</b>		Method B	
% Loss in 48 Hrs		Condition Hand tamped	
<b>100°C Heat Test:</b>		Confined No	
% Loss, 1st 48 Hrs 0.03		Density, gm/cc 1.37	
% Loss, 2nd 48 Hrs .04		Brisance, % TNT 85	
Explosion in 100 Hrs None		<b>Detonation Rate:</b>	
<b>Flammability Index:</b>		Confinement None	
<b>Hygroscopicity: % 30°C, 90% RH 0.04</b>		Condition Hand tamped	
<b>Velocity:</b>		Charge Diameter, in. 1.0	
		Density, gm/cc 1.37	
		Rate, meters/second 7390	

RIPE

AMCP 706-177

<p><b>Fragmentation Test:</b></p> <p><b>90 mm HE, M71 Projectile, Lot WC-91:</b>                  Density, gm/cc 1.76                  Charge Wt, lb 1.766</p> <p><b>Total No. of Fragments:</b>                  For TNT 703                  For Subject HE 592</p> <p><b>3 inch HE, M42A1 Projectile, Lot KC-3:</b>                  Density, gm/cc 1.42                  Charge Wt, lb 0.756</p> <p><b>Total No. of Fragments:</b>                  For TNT 514                  For Subject HE 501</p>	<p><b>Shaped Charge Effectiveness, TNT = 100:</b></p> <table border="1"> <thead> <tr> <th></th> <th>Glass Cones</th> <th>Steel Cones</th> </tr> </thead> <tbody> <tr> <td>Hole Volume</td> <td></td> <td></td> </tr> <tr> <td>Hole Depth</td> <td></td> <td></td> </tr> </tbody> </table> <p><b>Color:</b> White</p> <p><b>Principal Uses:</b> Plastic demolition explosive</p> <p><b>Method of Loading:</b> Hand tamped</p> <p><b>Loading Density, gm/cc</b> 1.37</p>		Glass Cones	Steel Cones	Hole Volume			Hole Depth		
	Glass Cones	Steel Cones								
Hole Volume										
Hole Depth										
<p><b>Fragment Velocity: ft/sec</b>                  At 9 ft 2650                  At 25 1/4 ft 2370                  Density, gm/cc 1.395</p>	<p><b>Storage:</b></p> <p><b>Method</b> Dry</p> <p><b>Hazard Class (Quantity-Distance)</b> Class 9</p> <p><b>Compatibility Group</b> Group I</p> <p><b>Exudation</b>                  None at 85°C in 30 hrs                  None at 95°C in 48 hrs                  Exudes at 105°C in 48 hrs</p>									
<p><b>Blast (Relative to TNT):</b></p> <p><b>Air:</b>                  Peak Pressure                  Impulse                  Energy</p> <p><b>Air, Confined:</b>                  Impulse</p> <p><b>Under Water:</b>                  Peak Pressure                  Impulse                  Energy</p> <p><b>Underground:</b>                  Peak Pressure                  Impulse                  Energy</p> <p><b>Preparation:</b>                  RIPE is manufactured by simple mechanical mixing of RDX in oil.</p>	<p><b>Origin:</b>                  RIPE, a mechanical mixture of RDX and Gulf Crown E Oil, was developed in the United States during World War II.</p> <p><b>References:<sup>68</sup></b>                  (a) L. C. Smith and E. G. Eyster, <u>Physical Testing of Explosives, Part III - Miscellaneous Sensitivity Tests; Performance Tests</u>, OSRD Report No. 46, 27 December 1945.                  (b) D. P. MacDougall, <u>Methods of Physical Testing</u>, OSRD Report No. 803, 11 August 1942.                  (c) Also see the following Picatinny Arsenal Technical Reports on RIPE: 1713, 1695 and 1517.</p>									

<sup>68</sup>See footnote 1, page 10.

AMCP 706-177

Silver Azide

<b>Composition:</b> % N 28.0 Ag 72.0 Ag-N=N=N C/H Ratio	<b>Molecular Weight:</b> (AgN <sub>3</sub> ) 150
	<b>Oxygen Balance:</b> CO <sub>2</sub> % -5 CO % -5
	<b>Density:</b> gm/cc Crystal 5.1
	<b>Melting Point:</b> °C (a) 251 Decomposes rapidly above melting point to silver and nitrogen. <b>Freezing Point:</b> °C
<b>Impact Sensitivity, 2 Kg Wt:</b> Bureau of Mines Apparatus, cm 6 Sample Wt 20 mg Picotiny Arsenal Apparatus, in. 3 Sample Wt, mg 18	<b>Boiling Point:</b> °C <b>Refractive Index, n<sub>D</sub><sup>20</sup></b> n <sub>D</sub> <sup>20</sup> n <sub>D</sub> <sup>20</sup>
<b>Friction Pendulum Test: PA Small Apparatus</b> Steel Shoe Detonates Fiber Shoe Detonates	<b>Vacuum Stability Test:</b> cc/40 Hrs, at 90°C 100°C 120°C 135°C 150°C
<b>Rifle Bullet Impact Test:</b> Trials Explosions % Partials Burned Unaffected	<b>200 Gram Bomb Sand Test:</b> Sand, gm (b) 18.9 Black powder fuse
<b>Explosion Temperature:</b> °C Seconds, 0.1 (no cap used) 310 1 -- 5 Explodes 290 10 15 20	<b>Sensitivity to Initiation:</b> Minimum Detonating Charge, gm Mercury Fulminate Lead Azide Tetryl
<b>75°C International Heat Test:</b> % Loss in 48 Hrs	<b>Ballistic Mortar, % TNT:</b> <b>Tread Test, % Hg(ONC)<sub>2</sub> (c)</b> 88
<b>100°C Heat Test:</b> % Loss, 1st 48 Hrs % Loss, 2nd 48 Hrs Explosion in 100 Hrs	<b>Plate Dent Test:</b> Method Condition Confined Density, gm/cc Brisance, % TNT
<b>Flammability Index:</b>	<b>Detonation Rate:</b> Confinement Condition Charge Diameter, in. Density, gm/cc Rate, meters/second
<b>Hygroscopicity:</b> % (b) 25°C, 100% RH 0.04	
<b>Volatility:</b> 75°C, 24 hrs 0.00	

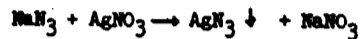


Silver Azide

AMCP 706-177

<b>Fragmentation Test:</b>  <b>90 mm HE, M71 Projectile, Lot WC-91:</b> Density, gm/cc Charge Wt, lb  <b>Total No. of Fragments:</b> For TNT For Subject HE  <b>3 inch HE, M42A1 Projectile, Lot KC-5:</b> Density, gm/cc Charge Wt, lb  <b>Total No. of Fragments:</b> For TNT For Subject HE	<b>Shaped Charge Effectiveness, TNT = 100:</b>	
	Glass Cones      Steel Cones	
	Hole Volume Hole Depth	
	<b>Color:</b>	White to gray
	<b>Principal Uses:</b>	Initiators
	<b>Method of Loading:</b>	Pressed
	<b>Loading Density, gm/cc:</b>	Variable
<b>Fragment Velocity: ft/sec</b> At 9 ft At 25½ ft Density, gm/cc	<b>Storage:</b>	
	<b>Method</b>	Wet
	<b>Hazard Class (Quantity-Distance)</b>	Class 9
	<b>Compatibility Group</b>	Group M
	<b>Exudation</b>	None
<b>Blast (Relative to TNT):</b>  <b>Air:</b> Peak Pressure Impulse Energy  <b>Air, Confined:</b> Impulse  <b>Under Water:</b> Peak Pressure Impulse Energy  <b>Underground:</b> Peak Pressure Impulse Energy  <b>Explosive Power:</b> (f)	<b>Initiating Efficiency:</b>  Grams Required to Give Complete Initiation of TNT (c) 0.02-0.05  <b>Solubility in 100 gm Solvent at Room Temperature:</b>	
	<b>Solvent</b>	<b>Grams</b>
	Water (b)	0.006
	Ammonium hydroxide	Soluble
	Nitric acid	Decomposes
	Ether (b)	0.017
	Ethyl alcohol, 95%	0.006
	Acetone	0.015
	Unaffected by water and CO <sub>2</sub> . (d)	
Kilogram meters                      192,000 % Mercury Fulminate                  1.097	<b>Heat of:</b>  Explosion, cal/gm (c, d)              452 Formation, cal/gm (e)                  67.8	

AMCP 706-177

Silver AzidePreparation:

Prepare the following aqueous solutions:

- a. 5%  $\text{NaN}_3$ , sodium azide, 50 cc
- b. 25%  $\text{AgNO}_3$ , silver nitrate, 25 cc

The silver nitrate solution is placed in a 200 cc conductive rubber beaker equipped with a hard wood stirrer operated by an air motor. The sodium azide solution is placed in a separatory funnel fastened in a ring stand above the beaker containing the silver nitrate. A long cord (10 ft) is fastened to the stopcock of the separatory funnel so that the funnel can be emptied by remote control. The silver nitrate solution is now stirred very rapidly and the sodium azide is slowly run into the nitrate solution. Stirring is continued for 5 minutes. The contents of the beaker are filtered through folded filter paper and washed free of sodium azide and silver nitrate with distilled water.

Silver azide should be stored under water in a conductive rubber container. This preparation will yield approximately 7 grams.

The preparation should be conducted under a hood and behind a barricade. The product obtained by the above procedure has a very fine particle size, almost colloidal. Very fine silver azide is safer to handle and is just as efficient and stable as the large, coarse crystalline material (Ref b). When a thin film of fine silver azide is precipitated on mercury fulminate, tetryl, etc., these substances are as efficient weight for weight as pure silver azide (Ref g). White silver azide is less affected by light than mercury or lead azide (Ref h). Long colorless crystals which explode on breaking are obtained from ammonium hydroxide.

Origin:

Silver azide was first prepared in 1890-1 by T. Curtius (Ber 23, 3032; Ber 24, 3344-5) by passing hydrazoic acid ( $\text{HN}_3$ ) into neutral silver nitrate solution. Taylor and Rinkenbach prepared pure "colloidal" aggregates and showed its sensitivity depends upon its particle size (Army Ordnance 5, 824 (1925)). Silver azide was found in a detonator of foreign ammunition for the first time in 1945 (Ref i).

References:<sup>69</sup>

- (a) A. R. Hitch, "Thermal Decomposition of Certain Inorganic Trinitrides," J Am Chem Soc 40, 1195 (1918).
- (b) C. A. Taylor and Wm. H. Rinkenbach, "Silver Azide: An Initiator of Detonation," Army Ordnance, Vol 5, p. 824 (1925).
- (c) E. De W. S. Colver, High Explosives, London and New York, p. 527.
- (d) A. Stettbacher, Spreng u. Schiesstoffe, Rascher, Zurich, p. 97 (1948).
- (e) A. Marshall, Explosives, 2nd Ed, Vol II, p. 767, London.
- (f) A. Stettbacher, Z ges Schiess-Sprengstoffv 10, pp. 193-214 (1915).

<sup>69</sup>See footnote 1, page 10.

Silver Aside

AMCP 706-177

- (g) F. Blechta, Chim et Ind Special No. 921-5 (June 1933); C. A. 28, 646.
- (h) L. Wohler and W. Krupko, Berichte 46, 2047-2050 (1913).
- (i) F. G. Haverlak, Examination of 120/45 MM HE Shell, Italian (FMAM-464), PATR No. 1515, 10 April 1945.

AMCP 706-177

Tetracene

<b>Composition:</b> % C 12.8 H 4.3 N 74.4 O 8.5  C/H Ratio 0.068		<b>Molecular Weight:</b> (C <sub>2</sub> H <sub>6</sub> N <sub>10</sub> O) 188
		<b>Oxygen Balance:</b> CO <sub>2</sub> % -60 CO % -43
		<b>Density:</b> gm/cc At 3000 psi 1.05
		<b>Melting Point:</b> °C Explodes 140-160
<b>Impact Sensitivity, 2 Kg Wt:</b> Bureau of Mines Apparatus, cm 7 Sample Wt 20 mg Picatinny Arsenal Apparatus, in. 2; (8 oz wt) 8 Sample Wt, mg		<b>Freezing Point:</b> °C
		<b>Boiling Point:</b> °C
<b>Friction Pendulum Test:</b> Steel Shoe Fiber Shoe		<b>Refractive Index, n<sub>D</sub><sup>20</sup></b> n <sub>D</sub> <sup>20</sup> n <sub>D</sub> <sup>20</sup>
		<b>Vacuum Stability Test:</b> cc/40 Hrs, at 90°C 100°C 120°C 135°C 150°C
<b>Rifle Bullet Impact Test:</b> Trials % Explosions Partial Burned Unaffected		<b>200 Gram Bomb Sand Test:</b> Sand, gm 28.0 Black powder fuse 4.0
		<b>Sensitivity to Initiation:</b> Minimum Detonating Charge, gm Mercury Fulminate 0.40 Lead Azide Tetryl
<b>Explosion Temperature:</b> °C Seconds, 0.1 (no cap used) 1 5 160 10 15 20		<b>Ballistic Mortar, % TNT:</b>
		<b>Trouz Test, % TNT:</b> (a) 61
<b>75°C International Heat Test:</b> % Loss in 48 Hrs 0.5		<b>Plate Dent Test:</b> Method Condition Confined Density, gm/cc Brisance, % TNT
		<b>Detonation Rate:</b> Confinement Condition Charge Diameter, in. Density, gm/cc Rate, meters/second
<b>100°C Heat Test:</b> % Loss, 1st 48 Hrs 23.2 % Loss, 2nd 48 Hrs 3.4 Explosion in 100 Hrs None		
<b>Flammability Index:</b>		
<b>Hygroscopicity:</b> % 30°C, 90% RH 0.77		
<b>Volatility:</b>		

Tetracene

AMCP 706-177

<b>Fragmentation Test:</b>  <b>90 mm HE, M71 Projectile, Lot WC-91:</b> Density, gm/cc Charge Wt, lb  <b>Total No. of Fragments:</b> For TNT For Subject HE  <b>3 inch HE, M42A1 Projectile, Lot KC-3:</b> Density, gm/cc Charge Wt, lb  <b>Total No. of Fragments:</b> For TNT For Subject HE	<b>Shaped Charge Effectiveness, TNT = 100:</b>  <table border="0"> <tr> <td></td> <td style="text-align: center;">Glass Cones</td> <td style="text-align: center;">Steel Cones</td> </tr> <tr> <td>Hole Volume</td> <td></td> <td></td> </tr> <tr> <td>Hole Depth</td> <td></td> <td></td> </tr> </table>		Glass Cones	Steel Cones	Hole Volume			Hole Depth		
		Glass Cones	Steel Cones							
	Hole Volume									
	Hole Depth									
<b>Color:</b>	Pale yellow									
<b>Principal Uses:</b>	Priming compositions and detonators									
<b>Method of Loading:</b>	Pressed									
<b>Fragment Velocity: ft/sec</b> At 9 ft At 25½ ft <b>Density, gm/cc</b>	<b>Loading Density: gm/cc</b> At 3000 psi <table border="0" style="width: 100%;"> <tr> <td style="width: 80%;"></td> <td style="text-align: right;">1.05</td> </tr> </table>		1.05							
	1.05									
<b>Blast (Relative to TNT):</b>  <b>Air:</b> Peak Pressure Impulse Energy  <b>Air, Confined:</b> Impulse  <b>Under Water:</b> Peak Pressure Impulse Energy  <b>Underground:</b> Peak Pressure Impulse Energy	<b>Storage:</b>  <b>Method</b>									
	<b>Hazard Class (Quantity-Distance)</b>	Class 9								
	<b>Compatibility Group</b>	Group M								
	<b>Exudation</b>									
	<b>Solubility:</b>  Practically insoluble in water, alcohol, acetone, ether, benzene, carbontetrachloride or ethylenedichloride.  <b>Sensitivity to Electrostatic Discharge, Joules:</b>									
	<table border="0" style="width: 100%;"> <tr> <td style="width: 80%;"></td> <td style="text-align: right;">(b)</td> </tr> <tr> <td>Unconfined</td> <td style="text-align: right;">0.010</td> </tr> <tr> <td>Confined</td> <td style="text-align: right;">0.012</td> </tr> </table>		(b)	Unconfined	0.010	Confined	0.012			
	(b)									
Unconfined	0.010									
Confined	0.012									
	<b>Heat of:</b>  <table border="0" style="width: 100%;"> <tr> <td style="width: 80%;">Explosion, cal/gm</td> <td style="text-align: right;">658</td> </tr> <tr> <td>Gas Volume, cc/gm</td> <td style="text-align: right;">1190</td> </tr> </table>	Explosion, cal/gm	658	Gas Volume, cc/gm	1190					
Explosion, cal/gm	658									
Gas Volume, cc/gm	1190									
	<b>Initiating Efficiency:</b>  Tetracene is not efficient in initiating high explosives.									

AMCP 706-177

TetracenePreparation:

(Rinkenbach and Burton, Army Ordnance 12, 120 (1931)).

Tetracene is prepared by dissolving 5 gms of aminoguanidine dinitrate in 30 cc of water, cooling to 0°C and mixing with a solution of 2.5 gms of sodium nitrate in 15 cc of water. The temperature is maintained at about 10°C and 0.5 gm of acetic acid is added. The tetracene separates out and is washed with water, alcohol and ether. It is then dried.

Tetracene may also be prepared by placing aminoguanidine sulphate and sodium nitrite in a large beaker and adding water heated to 30°C. The heat of reaction causes the mixture to boil; after standing for two or three hours the separated tetracene is filtered off, washed thoroughly and dried.

Origin:

Tetracene was first prepared in 1910 by Hoffman and Roth (Ber 43, 682) who also studied its chemical reactions and determined its structure (Hoffman et al, Ber 43, 1087, 1866 (1910); Ber 44, 2496 (1911); and Ann 380, 131 (1911)). W. H. Rinkenbach and O. Burton made an extensive study of tetracene and described its manufacture and explosive properties (Army Ordnance 12, 120 (1931)).

Destruction by Chemical Decomposition:

Tetracene is decomposed by adding it to boiling water and continuing boiling for some time to insure complete decomposition.

References:<sup>70</sup>

- (a) D. P. MacDougall, Methods of Physical Testing, OSRD Report No. 803, 11 August 1942.
- L. C. Smith and E. G. Eyster, Physical Testing of Explosives. Part III - Miscellaneous Sensitivity Tests; Performance Tests, OSRD Report No. 5746, 27 December 1945.
- (b) F. W. Brown, D. H. Kusler and F. C. Gibson, Sensitivity of Explosives to Initiation by Electrostatic Discharges, U. S. Dept of Int, Bureau of Mines, RI 3852, 1946.
- (c) Also see the following Picatinny Arsenal Technical Reports on Tetracene:

<u>0</u>	<u>1</u>	<u>3</u>	<u>4</u>	<u>7</u>	<u>8</u>	<u>9</u>
1450	11	453	1104 2164	407	318	859 2179

<sup>70</sup>See footnote 1, page 10.

Tetranitrocarbazole (TNC)

AMCP 706-177

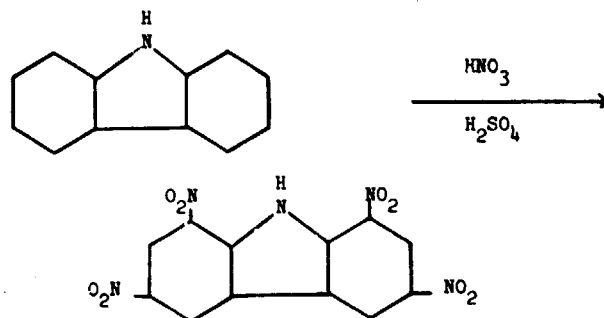
<b>Composition:</b> % C 41.6 H 1.4 N 20.0 O 37.0 C/H Ratio 1.032			<b>Molecular Weight:</b> (C <sub>12</sub> H <sub>5</sub> N <sub>5</sub> O <sub>8</sub> ) 347
			<b>Oxygen Balance:</b> CO <sub>2</sub> % -85 CO % -30
			<b>Density:</b> gm/cc
			<b>Melting Point:</b> °C Pure 1,3,6,8-isomer 296
			<b>Freezing Point:</b> °C
			<b>Boiling Point:</b> °C
<b>Impact Sensitivity, 2 Kg Wt:</b> Bureau of Mines Apparatus, cm 100+ Sample Wt 20 mg Picatinny Arsenal Apparatus, in. 18 Sample Wt, mg 14			<b>Refractive Index, n<sub>D</sub><sup>20</sup></b> n <sub>D</sub> <sup>20</sup> n <sub>D</sub> <sup>25</sup>
<b>Friction Pendulum Test:</b> Steel Shoe Unaffected Fiber Shoe Unaffected			<b>Vacuum Stability Test:</b> cc/40 Hrs, at 90°C 100°C 0.2 120°C 0.2 135°C 150°C
<b>Rifle Bullet Impact Test:</b> Trials % Explosions Partials Burned Unaffected			<b>200 Gram Bomb Sand Test:</b> Sand, gm 41.3
<b>Explosion Temperature:</b> °C Second: 0.1 (no cap used) -- 1/2 & composes 470 10 15 20			<b>Sensitivity to Initiation:</b> Minimum Detonating Charge, gm Mercury Fulminate -- Lead Azide 0.20 Tetryl 0.25
			<b>Ballistic Mortar, % TNT:</b>
			<b>Treuzl Test, % TNT:</b>
<b>75°C International Heat Test:</b> % Loss in 48 Hrs			<b>Plate Dent Test:</b> Method Condition Confined Density, gm/cc Brisance, % TNT
<b>100°C Heat Test:</b> % Loss, 1st 48 Hrs 0.15 % Loss, 2nd 48 Hrs 0.05 Explosion in 100 Hrs None			<b>Detonation Rate:</b> Confinement Condition Charge Diameter, in. Density, gm/cc Rate, meters/second
<b>Flammability Index:</b>			
<b>Hygroscopicity:</b> % 30°C, 90% RH 0.01			
<b>Volatility:</b>			





Tetranitrocarbazole (TNC)

AMCP 706-177

Preparation:

Sulfonation: Fifty-six gms of carbazole is dissolved in 320 gms of  $\text{H}_2\text{SO}_4$  (96%, specific gravity 1.84). The solution is agitated during the addition of the carbazole and the temperature maintained at 25°-35°C. After the addition of the carbazole is completed, the agitation is continued and solution completed by raising the temperature to 80°-85°C and maintaining this temperature for one hour. The sulphate is now cooled to 20°C.

Nitration: The sulfonate solution is slowly added to 168 gms of  $\text{HNO}_3$  (Plant grade specific gravity 1.525 at 15°C) maintaining the temperature at 30° to 50°C. (Time required - 1 hour 25 minutes). The temperature is then gradually raised to 70° to 75°C and maintained for one hour after which the temperature is raised to 85° to 90°C and held for one hour, then lowered to room temperature before drowing.

Drowing: The nitration mixture is drowed by pouring it into 2 to 3 volumes of ice and water.

Filtering: The separated light yellow product is filtered on a Buchner Funnel and washed with water twice to remove most of the acid.

Purification: The TNC is placed in hot water (95° to 100°C) and boiled for five to ten minutes with rapid agitation, allowed to settle then filtered and washed once. This procedure is repeated twice, making a total of three "boilings." The final wash is acid free.

Drying: The TNC is spread in a thin layer and dried at 100° to 110°C for four hours.

Yield: 73.3%.

Melting Point of TNC as prepared: 280°C (compares to 296°C for pure 1,3,6,8-isomer in preceding data).

Origin:

The preparation of Tetranitrocarbazole (TNC) was first reported in 1880 by C. Graebe (Ann 202, 26 (1880)) who nitrated carbazole with 94% nitric acid. Similar procedures were followed by R. Escales (Ber 37, 3596 (1904)) and P. Zierch (Ber 42, 3800 (1909)). However, G. L. Ciamician and P. P. Silber observed the formation of four isomeric TNC's when acetyl carbazole was treated with fuming nitric acid (Gazz chim ital 12, 272 (1882)). In 1912 and 1913 patents were issued to the dyestuff manufacturer, Casella and Company, covering the preparation of polynitrocarbazoles (German Patent 268,173 and French Patent 464,533). The Casella process of

AMCP 706-177

Tetranitrocarbazole (TNC)

preparing polynitrocarbazoles by dissolving carbazole in sulfuric acid and treating the solution of sulfonic acids with strong nitrating agents is essentially the process used today in the United States. The crude product, thus prepared, contains principally 1,3,6,8-TNC (W. Borsche and B. G. B. Scholten Ber 50, 596 (1917) and about 10% of the 1,2,6,8-TNC isomer (D. B. Murphy et al J Am Chem Soc 75, 4289 (1953)). TNC was used in explosives by the Germans during World War II.

References:<sup>71</sup>

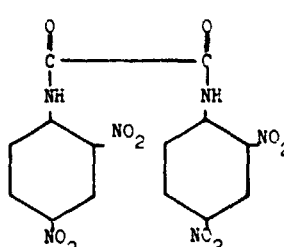
- (a) D. B. Murphy, F. R. Schwarz, J. P. Picard and J. V. R. Kaufman, "Identification of Isomers Formed in the Nitration of Carbazole," J Am Chem Soc, 75, 4289-4291 (1953).
- (b) S. Livingston, Preparation of Tetranitrocarbazole, PA Chemical Research Laboratory Report No. 136,330, 11 April 1951.
- (c) D. B. Murphy et al, Long Range Basic Technical Research Leading to the Development of Improved Ignition Type Powders - The Chemistry of Tetranitrocarbazole, PA Memorandum Report No. 22, 2 September 1952.
- (d) S. Livingston, Development of Improved Ignition Type Powders, PATR No. 2267, July 1956.
- (e) Also see the following Picatinny Arsenal Technical Reports on Tetranitrocarbazole:

<u>0</u>	<u>2</u>	<u>3</u>	<u>4</u>	<u>7</u>
2180	1802	1973	1984	1647 1937

<sup>71</sup>See footnote 1, page 10.

2,4,2',4'-Tetranitro-oxanilide (TNO)

AMCP 706-177

<b>Composition:</b> % C 40.0 H 1.9 N 20.0 O 38.1 C/H Ratio 0.735		<b>Molecular Weight:</b> (C <sub>14</sub> H <sub>8</sub> N <sub>6</sub> O <sub>10</sub> ) 420
		<b>Oxygen Balance:</b> CO <sub>2</sub> % -84 CO % -31
		<b>Density:</b> gm/cc
		<b>Melting Point:</b> °C Decomposes 313
		<b>Freezing Point:</b> °C
<b>Impact Sensitivity, 2 Kg Wt:</b> Bureau of Mines Apparatus, cm -- Sample Wt 20 mg Picatinny Arsenal Apparatus, in. 30 Sample Wt, mg 11	<b>Boiling Point:</b> °C	
<b>Friction Pendulum Test:</b> Steel Shoe Unaffected Fiber Shoe Unaffected	<b>Refractive Index, n<sub>D</sub><sup>20</sup></b> n <sub>D</sub> <sup>25</sup> n <sub>D</sub> <sup>30</sup>	
<b>Rifle Bullet Impact Test:</b> Trials % Explosions Partial Burned Unaffected	<b>Vacuum Stability Test:</b> cc/40 Hrs, at 90°C -- 100°C -- 120°C 0.11 135°C 150°C	
<b>Explosion Temperature:</b> °C Seconds, 0.1 (no cap used) -- 1 -- 5 392 10 15 20	<b>200 Gram Bomb Sand Test:</b> Sand, gm 16.3	
<b>75°C International Heat Test:</b> % Loss in 48 Hrs	<b>Sensitivity to Initiation:</b> Minimum Detonating Charge, gm Mercury Fulminate Lead Azide 0.20 Tetryl 0.25	
<b>100°C Heat Test:</b> % Loss, 1st 48 Hrs 0.07 % Loss, 2nd 48 Hrs 0.00 Explosion in 100 Hrs None	<b>Ballistic Mortar, % TNT:</b> <b>Troust Test, % TNT:</b>	
<b>Flammability Index:</b>	<b>Plate Dent Test:</b> Method Condition Confined Density, gm/cc Brisance, % TNT	
<b>Hygroscopicity:</b> % 30°C, 90% RH Trace	<b>Detonation Rate:</b> Confinement Condition Charge Diameter, in. Density, gm/cc Rate, meters/second	
<b>Volatility:</b>		

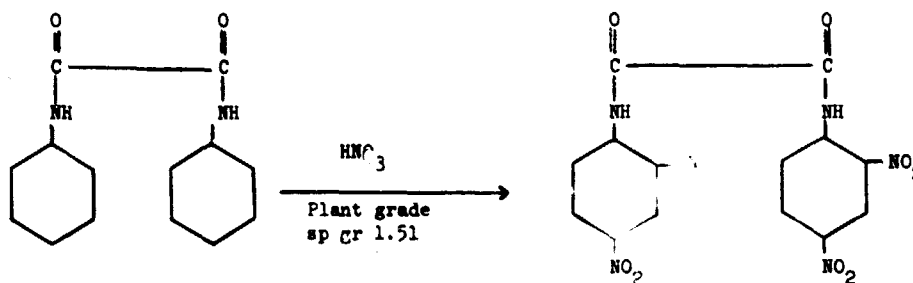
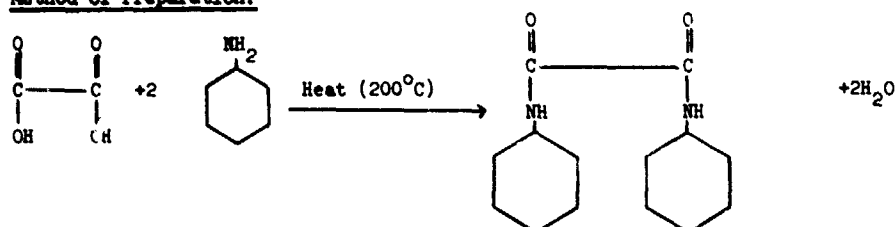
AMCP 706-177

2,4,2',4'-Tetranitro-oxanilide (TNO)

<p><b>Fragmentation Test:</b></p> <p><b>90 mm HE, M71 Projectile, Lot WC-91:</b>                  Density, gm/cc                  Charge Wt, lb</p> <p><b>Total No. of Fragments:</b>                  For TNT                  For Subject HE</p> <p><b>3 inch HE, M42A1 Projectile, Lot KC-5:</b>                  Density, gm/cc                  Charge Wt, lb</p> <p><b>Total No. of Fragments:</b>                  For TNT                  For Subject HE</p>	<p><b>Shaped Charge Effectiveness, TNT = 100:</b></p> <table style="width: 100%; border-collapse: collapse;"> <tr> <td style="width: 50%;"></td> <td style="width: 50%; text-align: center;">Glass Cones    Steel Cones</td> </tr> <tr> <td>Hole Volume</td> <td></td> </tr> <tr> <td>Hole Depth</td> <td></td> </tr> </table> <p><b>Color:</b> Light yellow</p> <p><b>Principal Uses:</b> Component of black powder type and pyrotechnic compositions</p> <p><b>Method of Loading:</b> Pressed and extruded compositions</p> <p><b>Loading Density:</b> gm/cc</p>		Glass Cones    Steel Cones	Hole Volume		Hole Depth																								
	Glass Cones    Steel Cones																													
Hole Volume																														
Hole Depth																														
<p><b>Fragment Velocity: ft/sec</b>                  At 9 ft                  At 25½ ft                  Density, gm/cc</p>	<p><b>Storage:</b></p> <table style="width: 100%; border-collapse: collapse;"> <tr> <td style="width: 50%;">Method</td> <td style="width: 50%; text-align: center;">Dry</td> </tr> <tr> <td>Hazard Class (Quantity-Distance)</td> <td style="text-align: center;">Class 9</td> </tr> <tr> <td>Compatibility Group</td> <td></td> </tr> <tr> <td>Exudation</td> <td></td> </tr> </table>	Method	Dry	Hazard Class (Quantity-Distance)	Class 9	Compatibility Group		Exudation																						
Method	Dry																													
Hazard Class (Quantity-Distance)	Class 9																													
Compatibility Group																														
Exudation																														
<p><b>Blast (Relative to TNT):</b></p> <p><b>Air:</b>                  Peak Pressure                  Impulse                  Energy</p> <p><b>Air, Confined:</b>                  Impulse</p> <p><b>Under Water:</b>                  Peak Pressure                  Impulse                  Energy</p> <p><b>Underground:</b>                  Peak Pressure                  Impulse                  Energy</p>	<p><b>Solubility, gm/100 cc Solvent, in:</b></p> <table style="width: 100%; border-collapse: collapse;"> <thead> <tr> <th></th> <th style="text-align: center;">°C</th> <th style="text-align: center;">F</th> </tr> </thead> <tbody> <tr> <td>Water</td> <td style="text-align: center;">100</td> <td style="text-align: center;">&lt;0.10</td> </tr> <tr> <td>Nitrobenzene</td> <td style="text-align: center;">150</td> <td style="text-align: center;">&gt;15</td> </tr> </tbody> </table> <p><b>Qualitative Solubilities:</b></p> <table style="width: 100%; border-collapse: collapse;"> <thead> <tr> <th style="text-align: left;"><u>Solvent</u></th> <th style="text-align: left;"><u>Solubility</u></th> </tr> </thead> <tbody> <tr><td>Ethyl alcohol</td><td>Insoluble</td></tr> <tr><td>Benzene</td><td>Insoluble</td></tr> <tr><td>Butyl acetate</td><td>Insoluble</td></tr> <tr><td>Carbontetrachloride</td><td>Insoluble</td></tr> <tr><td>Ethyl ether</td><td>Insoluble</td></tr> <tr><td>Acetic acid</td><td>Soluble</td></tr> <tr><td>Nitric acid</td><td>Soluble</td></tr> <tr><td>Caustic potash</td><td>Soluble</td></tr> <tr><td>Dimethyl formamide</td><td>Very soluble</td></tr> </tbody> </table>		°C	F	Water	100	<0.10	Nitrobenzene	150	>15	<u>Solvent</u>	<u>Solubility</u>	Ethyl alcohol	Insoluble	Benzene	Insoluble	Butyl acetate	Insoluble	Carbontetrachloride	Insoluble	Ethyl ether	Insoluble	Acetic acid	Soluble	Nitric acid	Soluble	Caustic potash	Soluble	Dimethyl formamide	Very soluble
	°C	F																												
Water	100	<0.10																												
Nitrobenzene	150	>15																												
<u>Solvent</u>	<u>Solubility</u>																													
Ethyl alcohol	Insoluble																													
Benzene	Insoluble																													
Butyl acetate	Insoluble																													
Carbontetrachloride	Insoluble																													
Ethyl ether	Insoluble																													
Acetic acid	Soluble																													
Nitric acid	Soluble																													
Caustic potash	Soluble																													
Dimethyl formamide	Very soluble																													

2,4,2',4'-Tetranitro-oxanilide (TNO)

AMCP 706-177

Method of Preparation:Oxanilide:

Two parts of oxalic acid are mixed with one part of aniline in a round bottom flask. The mixture is stirred and heated until the reaction is complete as evidenced by the cessation of effervescence. The mass is cooled to room temperature, poured into several volumes of water (21°-24°C), filtered on a Büchner funnel and washed free of oxalic acid with water and then washed free of aniline with acetone. The oxanilide is air dried to remove the acetone and then dried at 100°-110°C.

Tetranitro-oxanilide (TNO):

A 5 liter round bottom flask is equipped with a stirrer of a type which will produce a downward "swirl." The flask is surrounded with a water jacket for hot and cold water. Fifteen hundred grams (1.5 kilograms) of 98% plant grade nitric acid is placed into the flask. Five hundred (500) grams of oxanilide is slowly added to the acid under rapid agitation while the temperature is maintained below 40°C. After the addition of the oxanilide is completed (2½-3 hrs), the agitation is continued 10-15 minutes. The temperature is then raised to 80°C over a period of one hour and maintained at 80°-85°C for 3 hours. The acid slurry is then cooled to room temperature and drowned by pouring over cracked ice. The product is filtered on a Büchner funnel and washed with water until it is almost acid free. The filter cake is placed in a beaker and sufficient water added to form a "slurry." Live steam is run into the "slurry" under agitation for 10 minutes. The slurry is filtered and the residue washed. The latter treatment of the "slurry" is repeated until the wash water is found to be neutral to

AMCP 706-177

2,4,2',4'-Tetranitro-oxanilide (TNO)

litmus paper. The TNO is washed with alcohol, then acetone, air dried and finally dried at 100°-110°C.

Yield = 90% to 97.5% of theoretical.

Origin:

A. G. Perkin in 1892 obtained tetranitro-oxanilide directly by heating a solution of finely powdered oxanilide in nitric acid. He also obtained the same compound by the action of a cooled mixture of nitric and sulfuric acids on oxanilide and precipitating the product by pouring the solution into water (J Chem Soc 61, 460 (1892).

References:<sup>72</sup>

- (a) S. Livingston, Development of Improved Ignition Type Powders, PATR No. 2267, July 1956.
- (b) D. Dubrow and J. Kristal, Substitution of Tetranitro Oxanilide and Hexanitro Oxanilide for Tetranitro Carbazole, PA Pyrotechnic Research Laboratory Report 54-TF 1-88, 20 December 1954.

<sup>72</sup>See footnote 1, page 10.

Tetryl

AMCP 706-177

<b>Composition:</b> % C 29.3 H 1.7 N 24.4 O 44.6 C/H Ratio 0.420		<b>Molecular Weight:</b> (C <sub>7</sub> H <sub>5</sub> N <sub>5</sub> O <sub>8</sub> ) 287
		<b>Oxygen Balance:</b> CO <sub>2</sub> % -47 CO % -8
		<b>Density:</b> gm/cc Crystal 1.73
		<b>Melting Point:</b> °C 130
		<b>Freezing Point:</b> °C
<b>Impact Sensitivity, 2 Kg Wt:</b> Bureau of Mines Apparatus, cm 26 Sample Wt 20 mg Picatinny Arsenal Apparatus, in. 8 Sample Wt, mg 18	<b>Boiling Point:</b> °C	
<b>Friction Pendulum Test:</b> Steel Shoe Crackles Fiber Shoe Unaffected	<b>Refractive Index, n<sub>D</sub><sup>20</sup></b> n <sub>D</sub> <sup>20</sup> n <sub>D</sub> <sup>25</sup>	
<b>Rifle Bullet Impact Test:</b> Tric's Explosions % Partial 13 Partial 54 Burned 10 Unaffected 23	<b>Vacuum Stability Test:</b> cc/40 Hr. at 90°C -- 100°C 0.3 120°C 1.0 135°C -- 150°C 11+	
<b>Explosion Temperature:</b> °C Seconds, 0.1 (no cap used) 340 1 314 5 Ignites 257 10 238 15 236 20 234	<b>200 Gram Bomb Sand Test:</b> Sand, gm 54.2	
<b>75°C International Heat Test:</b> % Loss in 48 Hrs 0.01	<b>Sensitivity to Initiation:</b> Minimum Detonating Charge, gm Mercury Fulminate 0.20* Lead Azide 0.10* *Alternative initiating charges.	
<b>100°C Heat Test:</b> % Loss, 1st 48 Hrs 0.1 % Loss, 2nd 48 Hrs 0.0 Explosion in 100 Hrs None	<b>Bellitic Mortar, % TNT:</b> (a) 130 <b>Troxal Test, % TNT:</b> (b) 125	
<b>Flammability Index:</b> 244	<b>Plate Dent Test:</b> (c) Method A B Condition Pressed Pressed Confined Yes No Density, gm/cc 1.50 1.59 1.36 Brisance, % TNT 116 115 96	
<b>Hygroscopicity:</b> % 27°C, 90% RH 0.04	<b>Detonation Rate:</b> Confinement None Condition Pressed Charge Diameter, in. 1.0 Density, gm/cc 1.71 Rate, meters/second 7850	
<b>Volatility:</b> 25°C 0.00		

AMCP 706-177

tetryl

<b>Booster Sensitivity Test:</b> Condition Tetryl, gm Wax, in. for 50% Detonation Wax, gm Density, gm/cc	(d) Pressed 100 2.01 1.58	<b>Decomposition Equation:</b> Oxygen, atoms/sec (Z/sec) Heat, kilocalorie/mole (ΔH, kcal/mol) Temperature Range, °C Phase	(g) (h) $10^{15.4}$ $10^{12.9}$ 38.4 34.9 211-260 132-164 Liquid Liquid
<b>Heat of:</b> Combustion, cal/gm Explosion, cal/gm Gas Volume, cc/gm Formation, cal/gm Fusion, cal/gm Temperature, °C	2925 1080-1130 760 -14 22.2 127	<b>Armor Plate Impact Test:</b>  <b>60 mm Mortar Projectile:</b> 50% Inert, Velocity, ft/sec Aluminum Fineness  <b>500-lb General Purpose Bomb:</b>  Plate Thickness, inches  1 1¼ 1½ 1¾	
<b>Specific Heat:</b> cal/gm/°C °C	(e) 0.182 0.200 0.212 0.223 0.236	<b>Bomb Drop Test:</b>  <b>T7, 2000-lb Semi-Armor-Piercing Bomb vs Concrete:</b>  Max Safe Drop, ft  <b>500-lb General Purpose Bomb vs Concrete:</b>  Height, ft Trials Unaffected Low Order High Order  <b>1000-lb General Purpose Bomb vs Concrete:</b>  Height, ft Trials Unaffected Low Order High Order	
<b>Burning Rate:</b> cm/sec			
<b>Thermal Conductivity:</b> (f) cal/sec/cm/°C	$5.81 \times 10^{-4}$ at 1.394 gm/cc $6.83 \times 10^{-4}$ at 1.528 gm/cc		
<b>Coefficient of Expansion:</b> Linear, %/°C  Volume, %/°C			
<b>Hardness, Mohs' Scale:</b>			
<b>Young's Modulus:</b> E', dynes/cm <sup>2</sup> E, lb/inch <sup>2</sup> Density, gm/cc			
<b>Compressive Strength:</b> lb/inch <sup>2</sup>			
<b>Vapor Pressure:</b> °C                  mm Mercury			



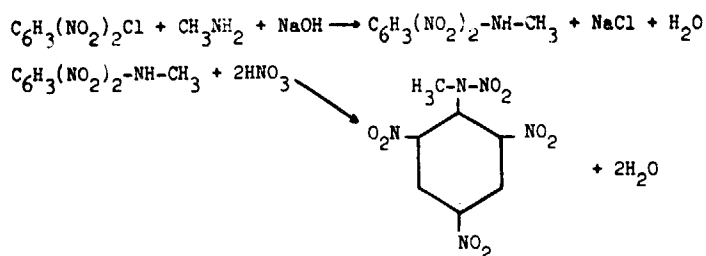


AMCP 706-177

Tetryl

Preparation:

(Manufacture of Tetryl by Dinitromonomethylaniline Process, Wannamaker Chemical Co., Inc.)



To a solution of 202.5 gm dinitrochlorobenzene in 200 cc benzene, at 75°C with good agitation, in 15 to 20 minutes, add 112 gm of 30% aqueous monomethylamine. Then add 129 gm of 31% aqueous sodium hydroxide, in 15 to 20 minutes, at such a rate as to cause refluxing; continue agitation for 3 hours at 70°C. The mixture is concentrated to a liquid temperature of 101°-102°C, cooled, filtered and the precipitate washed with distilled water until the washings give no test with silver nitrate, dried at 60°C (melting point 167.2°C)

The dinitromethylaniline is nitrated to tetryl by solution of it in 88% sulfuric acid (197 gm nitroaniline/1190 gm sulfuric) at 25°C, followed by addition of nitric acid. The process is carried out so that the water content remains at 16%. Solution (per 197 gm nitroaniline) requires 5 to 10 minutes, nitration, by addition of the sulfuric acid solution to nitric acid, about 1 hour at 30°C, plus 48 minutes at 50° to 55°C at the end. The mixture is then cooled to 20°C and filtered. The tetryl is dumped into 1 liter water, washed 2 or 3 times with 200 cc cold water, and then stirred 10 to 15 minutes at 50°C with 500 cc water, filtered warm and then washed with water until the washings are neutral to methyl orange. The tetryl dried to constant weight at 70°C weighs about 270 gm.

Tetryl filtered from an acid containing 87% sulfuric acid (or more) -13% water, at 40°C (or over) may fire in 30 minutes to 1 hour and 30 minutes, if not drowned in water. A safe nitration procedure, even on plant scale involves:

1. The concentration of sulfuric in the spent acid is maintained at a low level (approx 80/1.8/18.2 sulfuric/nitric/water).
2. Nitration maximum temperature is 50°C.
3. The slurry is cooled to 35°C before filtration.
4. Filtration time prior to drowning, is minimized (15 minutes maximum).

The crude tetryl produced is recrystallized to remove impurities and occluded acid and to control its granulation.

Tetryl

AMCP 706-177

Sensitivity of tetryl electrostatic discharge, joules; through 100 mesh: (1)

Unconfined	0.007
Confined	4.4

Solubility of tetryl, grams in 100 grams (%) of:

<u>Water</u>		<u>Carbon tetrachloride</u>		<u>Ether</u>		<u>95% Alcohol</u>	
<u>°C</u>	<u>g</u>	<u>°C</u>	<u>g</u>	<u>°C</u>	<u>g</u>	<u>°C</u>	<u>g</u>
0	0.0050	0	0.007	0	0.188	0	0.320
20	0.0075	20	0.015	10	0.330	10	0.425
40	0.0110	40	0.058	20	0.418	20	0.563
80	0.0810	60	0.154	30	0.493	30	0.76
100	0.184					50	1.72
						75	5.33

<u>Chloroform</u>		<u>Carbon disulfide</u>		<u>Ethylene dichloride</u>		<u>Acetone</u>	
<u>°C</u>	<u>g</u>	<u>°C</u>	<u>g</u>	<u>°C</u>	<u>g</u>	<u>°C</u>	<u>g</u>
0	0.28	0	0.009	25	4.5	20	75
20	0.39	10	0.015	75	45	30	95
40	1.20	20	0.021			40	116
60	2.65	30	0.030			50	138

<u>Trichloroethylene</u>		<u>Ethyl acetate</u>		<u>Benzene</u>		<u>Toluene</u>	
<u>°C</u>	<u>g</u>	<u>°C</u>	<u>g</u>	<u>°C</u>	<u>g</u>	<u>°C</u>	<u>g</u>
0	0.07	20	~ 40	20	7.8	20	8.5
20	0.12			30	10.0		
40	0.26			40	12.5		
60	0.67			50	16.0		
80	1.50						
86	1.76						

<u>Xylene</u>		<u>TNT</u>	
<u>°C</u>	<u>g</u>	<u>°C</u>	<u>g</u>
20	3.3	80	32
30	4.4	100	149
40	5.4	120	645
50	6.0		

Origin:

Tetryl was first described in 1879 by Michler and Meyer (Ber 12, 1792), van Romburgh and Martens studied its properties and proved its structure (Rec trav chim 2, 108 (1883); 6, 215 (1887); and Ber 19, 2126 (1886)). Tetryl was not used as an explosive until World War I.

AMCP 706-177

Tetryl

Destruction by Chemical Decomposition:

Tetryl is decomposed by dissolving in 12 times its weight of a solution prepared from 1 part by weight of sodium sulfite ( $\text{Na}_2\text{SO}_3 \cdot 7\text{H}_2\text{O}$ ) in 4 parts water. The sulfite solution may be heated to 80°C to facilitate decomposition of the Tetryl.

References:<sup>3</sup>

- (a) L. C. Smith and E. G. Eyster, Physical Testing of Explosives, Part III - Miscellaneous Sensitivity Tests; Performance Tests, OSRD Report No. 5746, 27 December 1945.
- (b) Ph Naoum, Z ges Schiess---Sprengstoffv, pp. 181, 229, 267 (27 June 1932)
- (c) D. P. MacDougall, Methods of Physical Testing, OSRD Report No. 803, 11 August 1942.
- (d) L. C. Smith and S. R. Walton, A Consideration of RDX/Wax Mixtures as a Substitute for Tetryl in Boosters, NOL Memo 10,303; 15 June 1949.
- (e) C. A. Taylor and Wm. H. Rinckenbach, "The Solubility of Trinitro-Phenylmethyl-Nitramine (Tetryl) in Organic Solvents," J Am Chem Soc 45, (1923) p. 104.
- (f) E. Hutchinson, The Thermal Sensitiveness of Explosives. The Thermal Conductivity of Explosive Materials, AC 2861, First Report, August 1942.
- (g) R. J. Finkelstein and G. Gamov, Theory of the Detonation Process, NAVORD Report No. 90-46, 20 April 1947.
- (h) M. A. Cook and M. T. Abegg, "Isothermal Decomposition of Explosives," University of Utah, Ind Eng Chem 1090-1095 (June 1956).
- (i) J. W. Brown, D. H. Kusler and F. C. Gibson, Sensitivity of Explosives to Initiation by Electrostatic Discharges, U. S. Dept of Int, Bureau of Mines, RI 3852, 1946.
- (j) W. F. McGarry and T. W. Stevens, Detonation Rates of the More Important Military Explosives at Several Different Temperatures, PATR No. 2383, November 1956.

(k) Also see the following Picatinny Arsenal Technical Reports on Tetryl:

0	1	2	3	4	5	6	7	8	9
30	11	132	453	84	65	266	117	28	129
500	361	582	493	144	195	556	197	438	179
770	381	832	623	294	425	786	637	628	319
810	621	882	833	314	525	986	707	708	609
1180	861	1192	863	694	565	1086	807	738	709
1290	1041	1352	1113	774	625	1126	837	838	849
1350	1131	1372	1373	784	635	1316	857	1418	999
1360	1261	1402	2053	874	845	1376	1047	1768	1029
1400	1311	1452	2163	904	925	1416	1137	1828	1209
1450	1431	1592	2233	1134	1145	1446	1287	1838	1379
1500	1471			1164	1285	1466	1337		1429
1510	1611			1234	1405	1556	1367		1489
1670	1651			1264	1585	1636	1437		1819
				2024	1885	1956	1737		1969
				2204	1935		1797		
					2105		1937		
					2125				
					2205				

<sup>3</sup>See footnote 1, page 10.

Tetryto<sup>1</sup>, 80/20

AMCP 706-177

<b>Composition:</b>		<b>Molecular Weight:</b>	274
%		<b>Oxygen Balance:</b>	
Tetryl	80	CO <sub>2</sub> %	-52
TNT	20	CO %	-11
<b>C/H Ratio</b>		<b>Density: gm/cc</b>	Cast 1.51
		<b>Melting Point: °C</b>	68
		<b>Freezing Point: °C</b>	
<b>Impact Sensitivity, 2 Kg Wt:</b>		<b>Boiling Point: °C</b>	
Bureau of Mines Apparatus, cm	28	<b>Refractive Index, n<sub>D</sub><sup>20</sup></b>	
Sample Wt 20 mg			
Picatinny Arsenal Apparatus, in.	9		
Sample Wt, mg	17		
<b>Friction Pendulum Test:</b>		<b>Vacuum Stability Test:</b>	
Steel Shoe		cc/40 Hrs, at	
Fiber Shoe		90°C	
		100°C	3.0
		120°C	11+
		135°C	
		150°C	
<b>Rifle Bullet Impact Test:</b>		<b>200 Gram Bomb Sand Test:</b>	
	<b>Trials</b>	Sand, gm	54.0
Explosions	0		
Partials	20		
Burned	0		
Unaffected	80		
<b>Explosion Temperature: °C</b>		<b>Sensitivity to Initiation:</b>	
Seconds, 0.1 (no cap used)		Minimum Detonating Charge, gm	
1		Mercury Fulminate	0.22*
5 Ignites	290	Lead Azide	0.17*
10		*Alternative initiating charges.	
15		<b>Ballistic Mortar, % TNT:</b>	
20		<b>Trawl Test, % TNT:</b>	
<b>75°C International Heat Test:</b>		<b>Plate Dent Test:</b>	
% Loss in 48 Hrs		Method	
		Condition	
		Confined	
		Density, gm/cc	
		Brisance, % TNT	
<b>100°C Heat Test:</b>		<b>Detonation Rate:</b>	
% Loss, 1st 48 Hrs	0.1	Confinement	
% Loss, 2nd 48 Hrs	0.5	Condition	
Explosion in 100 Hrs	None	Charge Diameter, in.	
<b>Flammability Index:</b> Will not continue to burn		Density, gm/cc	
		Rate, meters/second	
<b>Hygroscopicity: %</b>			
	0.02		
<b>Volatility:</b>			

AMCP 706-177

Tetrytol, 80/20

<b>Fragmentation Test:</b>  <b>90 mm HE, M71 Projectile, Lot WC-91:</b> Density, gm/cc Charge Wt, lb  <b>Total No. of Fragments:</b> For TNT For Subject HE  <b>3 inch HE, M42A1 Projectile, Lot KC-5:</b> Density, gm/cc Charge Wt, lb  <b>Total No. of Fragments:</b> For TNT For Subject HE	<b>Shaped Charge Effectiveness, TNT = 100:</b>  <table border="0"> <tr> <td></td> <td>Glass Cones</td> <td>Steel Cones</td> </tr> <tr> <td>Hole Volume</td> <td></td> <td></td> </tr> <tr> <td>Hole Depth</td> <td></td> <td></td> </tr> </table>		Glass Cones	Steel Cones	Hole Volume			Hole Depth		
		Glass Cones	Steel Cones							
	Hole Volume									
	Hole Depth									
	<b>Color:</b> Light yellow to buff									
<b>Principal Uses:</b> Bursting, demolition blocks										
<b>Method of Loading:</b>										
<b>Fragment Velocity: ft/sec</b> At 9 ft At 25½ ft Density, gm/cc	<b>Loading Density: gm/cc</b>									
<b>Blast (Relative to TNT):</b>  <b>Air:</b> Peak Pressure Impulse Energy  <b>Air, Confined:</b> Impulse  <b>Under Water:</b> Peak Pressure Impulse Energy  <b>Underground:</b> Peak Pressure Impulse Energy	<b>Storage:</b>  Method Dry  Hazard Class (Quantity-Distance) Class 9  Compatibility Group Group I  Exudation Exudes at 65°C									

Tetrytol, 75/25

AMCP 706-177

<b>Composition:</b>		<b>Molecular Weight:</b> 270	
%		<b>Oxygen Balance:</b>	
Tetryl	75	CO <sub>2</sub> %	-54
TNT	25	CO %	-12
<b>C/H Ratio</b>		<b>Density: gm/cc</b>	Cast 1.59
		<b>Melting Point: °C</b>	68
		<b>Freezing Point: °C</b>	
<b>Impact Sensitivity, 2 Kg Wt:</b>		<b>Boiling Point: °C</b>	
Bureau of Mines Apparatus, cm	28	<b>Refractive Index, n<sub>D</sub><sup>20</sup></b>	
Sample Wt 20 mg		n <sub>D</sub> <sup>25</sup>	
Picatinny Arsenal Apparatus, in.	10	n <sub>D</sub> <sup>30</sup>	
Sample Wt, mg	17		
<b>Friction Pendulum Test:</b>		<b>Vacuum Stability Test:</b>	
Steel Shoe	Cracks	cc/40 Hrs, at	
Fiber Shoe	Unaffected	90°C	
<b>Rifle Bullet Impact Test:</b>		100°C	3.0
	Trials	120°C	11+
	%	135°C	
Explosions	0	150°C	
Partials	30	<b>200 Gram Bomb Sand Test:</b>	
Buried	0	Sand, gm	53.7
Unaffected	70		
<b>Explosion Temperature: °C</b>		<b>Sensitivity to Initiation:</b>	
Seconds, 0.1 (no cap used)		Minimum Detonating Charge, gm	
1		Mercury Fulminate	0.23*
5 Ignites	310	Lead Azide	0.19*
10		Tetryl	
15		*Alternative initiating charges.	
20		<b>Ballistic Mortar, % TNT: (a)</b>	122
<b>75°C International Heat Test:</b>		<b>Troul Test, % TNT:</b>	
% Loss in 48 Hrs		<b>Plate Dent Test: (b)</b>	
<b>100°C Heat Test:</b>		Method	B B
% Loss, 1st 48 Hrs		Condition	Cast Cast
% Loss, 2nd 48 Hrs		Confined	No Yes
Explosion in 100 Hrs		Density, gm/cc	1.66 1.62
		Brisance, % TNT	118 114
<b>Flammability Index:</b> Will not continue to burn.		<b>Detonation Rate:</b>	
		Confinement	None
<b>Hygroscopicity: %</b> 0.03		Condition	Cast
		Charge Diameter, in.	1.0
<b>Volatility:</b>		Density, gm/cc	1.60
		Rate, meters/second	7325





Tetrytol, 70/30

AMCP 706-177

<b>Composition:</b>		<b>Molecular Weight:</b> 266	
%		<b>Oxygen Balance:</b>	
Tetryl	70	CO <sub>2</sub> %	-55
TNT	30	CO %	-13
C/H Ratio		Density: gm/cc	Cast 1.60
		Melting Point: °C	68
		Freezing Point: °C	
<b>Impact Sensitivity, 2 Kg Wt:</b>		<b>Boiling Point: °C</b>	
Bureau of Mines Apparatus, cm	28	Refractive Index, n <sub>D</sub> <sup>20</sup>	
Sample Wt 20 mg		n <sub>D</sub> <sup>25</sup>	
Picatinny Arsenal Apparatus, in.	11	n <sub>D</sub> <sup>30</sup>	
Sample Wt, mg	18		
<b>Friction Pendulum Test:</b>		<b>Vacuum Stability Test:</b>	
Steel Shoe	Unaffected	cc/40 Hrs, at	
Fiber Shoe	Unaffected	90°C	
		100°C	
		120°C	
		135°C	
		150°C	
		3.2	
		11+	
<b>Rifle Bullet Impact Test:</b>		<b>200 Gram Bomb Sand Test:</b>	
	Trials	Sand, gm	
	%	53.2	
Explosions	0		
Partials	55		
Burned	0		
Unaffected	45		
<b>Explosion Temperature:</b>		<b>Sensitivity to Initiation:</b>	
Seconds, 0.1 (no cap used)	416	Minimum Detonating Charge, gm	
1	387	Mercury Fulminate	
5 Ignites	320	Lead Azide	
10	302	0.23*	
15	289	0.22*	
20	275	Tetryl	
		*Alternative initiating charges.	
		<b>Ballistic Mortar, % TNT: (a)</b>	
		120	
		<b>Treuzl Test, % TNT:</b>	
<b>75°C International Heat Test:</b>		<b>Plate Dent Test: (b)</b>	
% Loss in 48 Hrs		Method	
		Condition	
		Confined	
		Density, gm/cc	
		Brisance, % TNT	
		B	
		Cast	
		Yes	
		1.60	
		117	
		None	
		Cast	
		1.0	
		1.60	
		73±0	
<b>100°C Heat Test:</b>		<b>Detonation Rate:</b>	
% Loss, 1st 48 Hrs		Confinement	
% Loss, 2nd 48 Hrs		Condition	
Explosion in 100 Hrs		Charge Diameter, in.	
0.1		Density, gm/cc	
0.1		Rate, meters/second	
None			
<b>Flammability Index:</b> Will not continue to burn			
<b>Hygroscopicity:</b> %			
0.02			
<b>Volatility:</b>			

AMCP 706-177

Tetrytol, 70/30

<b>Fragmentation Test:</b>  <b>90 mm HE, M71 Projectile, Lot WC-91:</b> Density, gm/cc                      1.60 Charge Wt, lb                          2.090  <b>Total No. of Fragments:</b> For TNT                                      703 For Subject HE                            840  <b>3 inch HE, M42A1 Projectile, Lot KC-5:</b> Density, gm/cc                      1.60 Charge Wt, lb                          0.842  <b>Total No. of Fragments:</b> For TNT                                      514 For Subject HE                            585	<b>Shaped Charge Effectiveness, TNT = 100:</b>	
	Glass Cones	Steel Cones
	Hole Volume	
	Hole Depth	
	<b>Color:</b> light yellow to buff	
<b>Principal Uses:</b> Bursters, demolition blocks		
<b>Method of Loading:</b> Cast		
<b>Loading Density: gm/cc</b> 1.60		
<b>Fragment Velocity: ft/sec.</b> At 9 ft At 25½ ft Density, gm/cc	<b>Storage:</b>	
	Method	Dry
<b>Blast (Relative to TNT):</b>		
<b>Air:</b> Peak Pressure Impulse Energy	Hazard Class (Quantity-Distance)	Class 9
<b>Air, Confined:</b> Impulse	Compatibility Group	Group I
<b>Under Water:</b> Peak Pressure Impulse Energy	Exudation	Exudes at 65°C
<b>Underground:</b> Peak Pressure Impulse Energy		

## Tetrytol, 65/35

AMCP 706-177

<b>Composition:</b> % Tetryl 65 TNT 35 C/H Ratio	<b>Molecular Weight:</b> 264	
	<b>Oxygen Balance:</b> CO <sub>2</sub> % -56 CO % -14	
	<b>Density:</b> gm/cc 1.60	
	<b>Melting Point:</b> °C 68	
	<b>Freezing Point:</b> °C	
<b>Impact Sensitivity, 2 Kg Wt:</b> Bureau of Mines Apparatus, cm 28 Sample Wt 20 mg Picatinny Arsenal Apparatus, in. 11 Sample Wt, mg 17	<b>Boiling Point:</b> °C	
	<b>Refractive Index, n<sub>D</sub><sup>20</sup></b> n <sub>D</sub> <sup>20</sup> n <sub>D</sub> <sup>20</sup>	
	<b>Vacuum Stability Test:</b> cc/40 Hrs, at 90°C 100°C 2.8 120°C 11+ 135°C 150°C	
<b>Friction Pendulum Test:</b> Steel Shoe Cracks Fiber Shoe Unaffected	<b>200 Gram Bomb Sand Test:</b> Sand, gm 52.6	
<b>Rifle Bullet Impact Test:</b> Trials Explosions % 0 Partial 10 Burned 0 Unaffected 90	<b>Sensitivity to Initiation:</b> Minimum Detonating Charge, gm Mercury Fulminate 0.23* Lead Azide 0.23* Tetryl *Alternative initiating charges.	
	<b>Ballistic Mortar, % TNT:</b>	
<b>Explosion Temperature:</b> °C Seconds, 0.1 (no cap used) 1 5 Ignites 325 10 15 20	<b>Trauzl Test, % TNT:</b>	
	<b>Plate Dent Test:</b> Method Condition Confined Density, gm/cc Brisance, % TNT	
<b>75°C International Heat Test:</b> % Loss in 48 Hrs	<b>Detonation Rate:</b> Confinement None Condition Cast Charge Diameter, in. 1.0 Density gm/cc 1.60 Rate, meters/second 7310	
<b>100°C Heat Test:</b> % Loss, 1st 48 Hrs % Loss, 2nd 48 Hrs Explosion in 100 Hrs		
<b>Flammability Index:</b> Will not continue to burn		
<b>Hygroscopicity:</b> % 0.02		
<b>Volatility:</b>		



AMCP 706-177

Tetrytol, 80/20, 75/25, 70/30, 65/35Compatibility with Metals:

Dry: Copper, brass, aluminum, magnesium, stainless steel, mild steel, mild steel coated with acid proof black paint and mild steel plated with copper, cadmium, zinc or nickel are unaffected. Magnesium-aluminum alloy is slightly affected.

Wet: Stainless steel and mild steel coated with acid-proof black paint are unaffected. Copper, brass, aluminum, magnesium, magnesium-aluminum alloy, mild steel and mild steel plated with cadmium, copper, zinc or nickel are slightly affected.

Preparation:

Tetrytols are manufactured by heating TNT in a melting kettle, equipped with a stirrer, until all the TNT is melted. The necessary amount of tetryl is added and heating and stirring are continued. The temperature is allowed to drop from 100°C until the mixture is of maximum viscosity suitable for pouring. Part of the tetryl dissolves in TNT forming a eutectic mixture which contains 55 percent tetryl. This mixture freezes at 67.5°C.

Origin:

Tetrytols were developed during World War II. The 70/30 tetryl/TNT castable mixture is the most important in military applications.

References:<sup>74</sup>

(a) L. C. Smith and E. G. Eyster, Physical Testing of Explosives, Part III, Miscellaneous Sensitivity Tests, Performance Tests, OSRD Report No. 5746, 27 December 1945.

(b) D. P. MacDougall, Methods of Physical Testing, OSRD Report No. 503, 11 August 1942.

(c) L. C. Smith and S. R. Walton, A Consideration of RDX/Wax Mixtures as a Substitute for Tetryl in Boosters, NOL Memo 10,303, 15 June 1949.

(d) Eastern Laboratory, du Pont, Investigation of Cavity Effect, Sec III, Variation of Cavity Effect with Explosive Composition, NDRC Contract W672-ORD-5723.

(e) Eastern Laboratory, du Pont, Investigation of Cavity Effect, Final Report, Eastern Lab, du Pont, 18 September 1943, NDRC Contract W-672-ORD-5723.

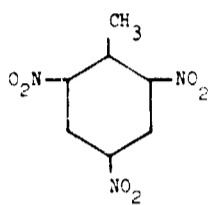
(f) Also see the following Picatinny Arsenal Technical Reports on Tetrytol:

<u>0</u>	<u>1</u>	<u>2</u>	<u>3</u>	<u>5</u>	<u>6</u>	<u>7</u>	<u>8</u>	<u>9</u>
1260	1291	1372	1193	1295	1376	1477	1158	1379
1360	1311		1213	1325	1436	1737	1388	
1420	1451		1363	1885	1466	1797	1838	
1500	1651		1493	2125	1506			
1530	1951							

<sup>74</sup>See footnote 1, page 10.

AMCP 706-177

TNT (Trinitrotoluene)

<b>Composition:</b> % C 37.0 H 2.2 N 13.5 O 42.3 C/H Ratio 0.549			<b>Molecular Weight:</b> (C <sub>7</sub> H <sub>5</sub> N <sub>3</sub> O <sub>6</sub> ) 227
			<b>Oxygen Balance:</b> CO <sub>2</sub> % -74 CO % -25
			<b>Density: gm/cc</b> Crystal 1.65
			<b>Melting Point: °C</b> 91
			<b>Freezing Point: °C</b>
<b>Impact Sensitivity, 2 Kg Wt:</b> Bureau of Mines Apparatus, cm 95-100+ Sample Wt 20 mg Picatinny Arsenal Apparatus, in. 14-15 Sample Wt, mg 17			<b>Boiling Point: °C</b>
			<b>Refractive Index, n<sub>D</sub><sup>20</sup></b> α 1.5430 β 1.6742 γ 1.717
<b>Friction Pendulum Test:</b> Steel Shoe Unaffected Fiber Shoe Unaffected			<b>Vacuum Stability Test:</b> cc/40 Hrs, at 90°C 100°C 0.10 120°C 0.23 135°C 0.44 150°C 0.65
<b>Rifle Bullet Impact Test:</b> Trials Explosions 4 Partial 0 Burned 0 Unaffected 6			<b>200 Gram Bomb Sand Test:</b> Sand, gm 48.0
<b>Explosion Temperature:</b> °C Seconds, 0.1 (no cap used) 570 1 520 5 Decomposes 475 10 465 15 20			<b>Sensitivity to Initiation:</b> Minimum Detonating Charge, gm Mercury Fulminate 0.24* Lead Azide 0.27* Tetryl *Alternative initiating charges.
			<b>Ballistic Mortar, % TNT:</b> Std=100
			<b>Trouzi Test, % TNT:</b> Std=100
<b>75°C International Heat Test:</b> % Loss in 48 Hrs 0.04			<b>Plate Dent Test:</b> (a) Method A A B Condition Cast Pressed Cast Confined Yes Yes No Density, gm/cc 1.61 1.50 1.61 Brisance, % TNT 100 100 100
<b>100°C Heat Test:</b> % Loss, 1st 48 Hrs 0.2 % Loss, 2nd 48 Hrs 0.2 Explosion in 100 Hrs None			<b>Detonation Rate:</b> Confinement Unconfined Unconfined Condition Pressed Cast Charge Diameter, in. 1.0 1.0 Density, gm/cc 1.56 1.56 Rate, meters/second 6825 6640
<b>Flammability Index:</b> (b) 100			
<b>Hygroscopicity: %</b> 30°C, 90% RH 0.03			
<b>Volatility:</b> 30°C Nil			

TNT (Trinitrotoluene)

AMCP 706-177

<b>Booster Sensitivity Test:</b> (c) Condition            Pressed            Cast Tetryl, gm            100            100 Wax, in. for 50% Detonation    1.68            0.82 Wax, gm Density, g./cc            1.55            1.60		<b>Decomposition Equation:</b> (h)            (i) Oxygen, atoms/sec $10^{11.4}$ $10^{12.2}$ (Z/sec) Heat, kilocalorie/mole            34.4            43.4 ( $\Delta H$ , kcal/mol) Temperature Range, °C            275-310            235-277 Phase            Liquid            Liquid																										
<b>Heat of:</b> (d) Combustion, cal/gm            3620 Explosion, cal/gm            1080 Gas Volume, cc/gm            730 Formation, cal/gm            78.5 Fusion, cal/gm            22.34 Temperature, °C            79		<b>Armor Plate Impact Test:</b>  <b>60 mm Mortar Projectile:</b> (j) 50% Inert, Velocity, ft/sec            >1100 Aluminum Fineness  <b>500-lb General Purpose Bombs:</b> (j)																										
<b>Specific Heat: cal/gm/°C</b> <table border="1"> <thead> <tr> <th>°C</th> <th>Specific Heat</th> </tr> </thead> <tbody> <tr> <td>0</td> <td>0.309</td> </tr> <tr> <td>20</td> <td>0.328</td> </tr> <tr> <td>50</td> <td>0.353</td> </tr> <tr> <td>80</td> <td>0.374</td> </tr> </tbody> </table>		°C	Specific Heat	0	0.309	20	0.328	50	0.353	80	0.374	<table border="1"> <thead> <tr> <th>Plate Thickness, inches</th> <th>Trials</th> <th>% Inert</th> </tr> </thead> <tbody> <tr> <td>1</td> <td>0</td> <td></td> </tr> <tr> <td>1 1/4</td> <td>0</td> <td></td> </tr> <tr> <td>1 1/2</td> <td>4</td> <td>100</td> </tr> <tr> <td>1 3/4</td> <td>4</td> <td>50</td> </tr> </tbody> </table>		Plate Thickness, inches	Trials	% Inert	1	0		1 1/4	0		1 1/2	4	100	1 3/4	4	50
°C	Specific Heat																											
0	0.309																											
20	0.328																											
50	0.353																											
80	0.374																											
Plate Thickness, inches	Trials	% Inert																										
1	0																											
1 1/4	0																											
1 1/2	4	100																										
1 3/4	4	50																										
<b>Burning Rate:</b> cm/sec		<b>Bomb Drop Test:</b>  <b>T7, 2000-lb Semi-Armor-Piercing Bomb vs Concrete:</b> Max Safe Drop, ft            5000-6000																										
<b>Thermal Conductivity:</b> cal/sec/cm/°C            See next page.		<b>500-lb General Purpose Bomb vs Concrete:</b> <table border="1"> <thead> <tr> <th rowspan="2">Height, ft</th> <th colspan="2">Trials</th> </tr> <tr> <th>No Seal</th> <th>Seal</th> </tr> </thead> <tbody> <tr> <td>4,000</td> <td>26</td> <td>20</td> </tr> <tr> <td>Unaffected</td> <td>24</td> <td>20</td> </tr> <tr> <td>Low Order</td> <td>2</td> <td>0</td> </tr> <tr> <td>High Order</td> <td>0</td> <td>0</td> </tr> </tbody> </table>		Height, ft	Trials		No Seal	Seal	4,000	26	20	Unaffected	24	20	Low Order	2	0	High Order	0	0								
Height, ft	Trials																											
	No Seal	Seal																										
4,000	26	20																										
Unaffected	24	20																										
Low Order	2	0																										
High Order	0	0																										
<b>Coefficient of Expansion:</b> (b) Linear, %/°C            -40° to 60°C $5.4 \times 10^{-5}$ (b) -40° to 60°C $6.7 \times 10^{-5}$ (b) Volume, %/°C            27° to 80°C $16 \times 10^{-5}$ (b) 16° to 70°C $26.3 \times 10^{-5}$ (a)		<b>1000-lb General Purpose Bomb vs Concrete:</b> <table border="1"> <thead> <tr> <th rowspan="2">Height, ft</th> <th colspan="2">Trials</th> </tr> <tr> <th>No Seal</th> <th>Seal</th> </tr> </thead> <tbody> <tr> <td>5,000</td> <td>21</td> <td>26</td> </tr> <tr> <td>Unaffected</td> <td>18</td> <td>22</td> </tr> <tr> <td>Low Order</td> <td>0</td> <td>0</td> </tr> <tr> <td>High Order</td> <td>3</td> <td>4</td> </tr> </tbody> </table>		Height, ft	Trials		No Seal	Seal	5,000	21	26	Unaffected	18	22	Low Order	0	0	High Order	3	4								
Height, ft	Trials																											
	No Seal	Seal																										
5,000	21	26																										
Unaffected	18	22																										
Low Order	0	0																										
High Order	3	4																										
<b>Hardness, Mohs' Scale:</b> (e)            1.4																												
<b>Young's Modulus:</b> (b) E, dynes/cm <sup>2</sup> $5.45 \times 10^{10}$ E, lb/inch <sup>2</sup> $0.79 \times 10^6$ Density, gm/cc            1.61																												
<b>Compressive Strength:</b> lb/inch <sup>2</sup> 13800-14000 Density, gm/cc            1.62																												
<b>Vapor Pressure:</b> (f) <table border="1"> <thead> <tr> <th>°C</th> <th>mm Mercury</th> </tr> </thead> <tbody> <tr> <td>80</td> <td>0.042</td> </tr> <tr> <td>85</td> <td>0.053</td> </tr> <tr> <td>90</td> <td>0.067</td> </tr> <tr> <td>95</td> <td>0.085</td> </tr> <tr> <td>100</td> <td>0.106</td> </tr> </tbody> </table>		°C	mm Mercury	80	0.042	85	0.053	90	0.067	95	0.085	100	0.106															
°C	mm Mercury																											
80	0.042																											
85	0.053																											
90	0.067																											
95	0.085																											
100	0.106																											

AMCP 706-177

TNT (Trinitrotoluene)

<b>Fragmentation Test:</b>		<b>Shaped Charge Effectiveness, TNT = 100:</b>										
<b>90 mm HE, M71 Projectile, Lot WC-91:</b>		<table border="1"> <thead> <tr> <th></th> <th>Galv. Cones</th> <th>Steel Cones</th> </tr> </thead> <tbody> <tr> <td>Hole Volume</td> <td>100</td> <td>100</td> </tr> <tr> <td>Hole Depth</td> <td>100</td> <td>100</td> </tr> </tbody> </table>			Galv. Cones	Steel Cones	Hole Volume	100	100	Hole Depth	100	100
	Galv. Cones	Steel Cones										
Hole Volume	100	100										
Hole Depth	100	100										
Density, gm/cc	1.60											
Charge Wt, lb	2.104											
<b>Total No. of Fragments:</b>		<b>Color:</b> Light yellow										
For TNT	703											
For Subject HE	703											
<b>3 inch HE, M42A1 Projectile, Lot KC-5:</b>		<b>Principal Uses:</b> GP bombs, PE projectiles, demolition charges, depth charges, grenades, propellant compositions										
Density, gm/cc	1.60											
Charge Wt, lb	0.848											
<b>Total No. of Fragments:</b>		<b>Method of Loading:</b> 1. Cast 2. Pressed										
For TNT	514											
For Subject HE	514											
<b>Fragment Velocity: ft/sec</b>		<b>Loading Density: gm/cc</b> See below										
At 9 ft	(k) 2500											
At 25 1/2 ft	2370											
Density, gm/cc	1.58											
<b>Blast (Relative to TNT):</b>		<b>Storage:</b>										
<b>Air:</b>		Method Dry										
Peak Pressure	100	Hazard Class (Quantity-Distance) Class 9										
Impulse	100	Compatibility Group Group I										
Energy	100	Exudation None at 65°C										
<b>Air, Confined:</b>		<b>Loading Density: gm/cc</b>										
Impulse	100	1. Cast 1.58-1.59 2. Pressed psi x 10 <sup>3</sup>										
<b>Under Water:</b>		3 5 10 15 20 30 50										
Peak Pressure	100	1.35 1.40 1.45 1.52 1.55 1.59 1.6										
Impulse	100	<b>Thermal Conductivity:</b>										
Energy	100	cal/sec/cm <sup>2</sup> /°C										
<b>Underground:</b>		Density 1.19 gm/cc (g) 5.28 x 10 <sup>-4</sup>										
Peak Pressure	100	1.51 gm/cc (g) 7.12 x 10 <sup>-4</sup>										
Impulse	100	1.54 gm/cc (g) 5.6 x 10 <sup>-4</sup>										
Energy	100	1.67 gm/cc (g) 12.21 x 10 <sup>-4</sup>										
		<b>Viscosity, poises:</b>										
		Temp. 85°C 0.139										
		100°C 0.095										
		<b>Bulk Modulus at Room Temperature (25°-30°C):</b> (m)										
		Dynes/cm <sup>2</sup> x 10 <sup>-10</sup> 2.92										
		Density, gm/cc 1.56										



AMCP 706-177

TNT (Trinitrotoluene)

Effect of Temperature on Rate of Detonation: (1)

Temperature of Charge, °C	-54	21	60	60
Hours at Temperature	16	16	24	72
Density, gm/cc	1.63	1.62	1.64	1.64
Rate, meters/second	6700	6820	6770	6510

Sensitivity to Electrostatic Discharge, Joules; Through 100 Mesh:

Unconfined	0.06
Confined	4.4

Impact Sensitivity versus Temperature:

Picatinny Arsenal Apparatus, 2 kg wt, inches:

°C	Inches
-40	17
Room	14
80	7
90	3
105-110	2 (5 expl in 20 trials)

Impact Sensitivity versus Loading Method, Large Impact Apparatus, Inches:

Pressed at 1.60 gm/cc	70
Cast at 1.60 gm/cc	26

Rifle Bullet Impact Sensitivity versus Temperature, Confinement:

	<u>Room Temperature</u>	<u>105° to 110°C</u>
<u>Standard Iron Bomb:</u>		
No Air Space		
Trials	10	10
Explosions	1 very low order	7
Air Space		
Trials	10	10
Explosions	0	0
<u>Tin or Cardboard Bombs:</u>		
With or Without Air Space		
Trials	10	10
Explosions	0	0

7

AMCP 706-177

TNT (Trinitrotoluene)

Explosion Temperature versus TNT Initial Temperature:

<u>TNT Temperature, Initial</u>	<u>Explosion Temperature, °C</u>
Room	470 (Decomposes)
105°-100°C	480 (Decomposes)

Explosion Temperature versus Confinement, °C:

Unconfined	Decomposes	470
Sealed in glass capillary	Explodes	320-335

Viscosity at 80.5°C:

Viscosity,  $\eta$ , cp  $\log \eta = 0.046 S + 1.26$   
 $S = \% \text{ solid in slurry}$   
 Particle size effect, small

Density, gm/cc:

<u>°C</u>	<u>State</u>	<u>gm/cc</u>
27 to 70	Flaked	1.65
80	Flaked	1.64
82	Liquid	1.48
87	Liquid	1.48
95	Liquid	1.47

Solubility of TNT, gm/100 gm (%), in: (r)

<u>Water</u>		<u>Acetone</u>		<u>Benzene</u>		<u>Toluene</u>	
<u>°C</u>	<u>%</u>	<u>°C</u>	<u>%</u>	<u>°C</u>	<u>%</u>	<u>°C</u>	<u>%</u>
0	0.0100	0	57	0	13	0	28
20	0.0130	20	109	20	67	20	55
40	0.0285	40	228	40	180	40	130
60	0.0675	60	600	60	478	60	367
				80	>2000	80	>1700

<u>Carbon tetrachloride</u>		<u>Ether</u>		<u>Chloroform</u>		<u>Trichloroethylene</u>	
<u>°C</u>	<u>%</u>	<u>°C</u>	<u>%</u>	<u>°C</u>	<u>%</u>	<u>°C</u>	<u>%</u>
0	0.20	0	1.73	0	6	25	3.5
0	0.55	20	3.29	20	19	55	60
40	1.75			40	66		
60	6.90			60	302		
70	17.24						
75	24.35						

AMCP 706-177

TNT (Trinitrotoluene)

<u>Pyridine</u>		<u>Methyl acetate</u>		<u>Ethylene dichloride</u>		<u>p-Choxy-ethyl-acetate</u>	
<u>°C</u>	<u>g</u>	<u>°C</u>	<u>g</u>	<u>°C</u>	<u>g</u>	<u>°C</u>	<u>g</u>
20	140	20	73	20	34	20	29.5
40	250	40	135	40	123	40	49
60	640	50	260	60	460	50	96
70	1250						

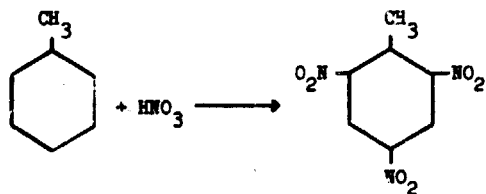
<u>Tetrachloroethane</u>		<u>Aniline</u>		<u>Isopropyl alcohol</u>		<u>Ethanol</u>	
<u>°C</u>	<u>g</u>	<u>°C</u>	<u>g</u>	<u>°C</u>	<u>g</u>	<u>°C</u>	<u>g</u>
20	18	10	6.1	20	0.76	0	0.62
40	50	30	11.5	40	1.96	20	1.25
50	100	50	29	50	2.95	40	2.85
		70	74			60	8.4
		80	130			70	15

<u>Isobutyl alcohol</u>		<u>Carbon disulfide</u>		<u>Chlorobenzene</u>	
<u>°C</u>	<u>g</u>	<u>°C</u>	<u>g</u>	<u>°C</u>	<u>g</u>
0	0.20	0	0.14	20	55
20	0.61	20	0.44	30	51
40	1.41	40	1.4	40	79
50	2.35			50	116

Preparation.

(AC 7258, 7259, 7260 - Nitration Kinetics)  
 (Chemistry of Powder and Explosives, Davis)



In older processes trinitrotoluene (TNT) was slowly and laboriously nitrated in three stages using successively stronger acids. Today, however, a single stage nitration is possible, in a short time (less than one hour) producing TNT at a cost of a little less than 6¢/lb. In England, a two stage continuous process was developed during World War II; in the first counter current stage, toluene was nitrated to the mono stage mononitrotoluene (MNT); in the second stage, also counter current, MNS was nitrated to TNT.

AMCP 706-177

TNT (Trinitrotoluene)

It was the British work, on the kinetics of nitration of toluene to TNT, that first pointed out the basic importance to nitration processes of the nitroxy ion ( $\text{NO}_2^+$ ), on the one hand, and the role of the bisulfate ion ( $\text{HSO}_4^-$ ) and unionized sulfuric acid on the other. These concepts were successful in explaining the maximum in nitration rate occurring at a sulfuric acid content of 92%. This work, for instance, leads to the following equation for the rate of formation of TNT from DNT:

$$\frac{d(\text{TNT})}{dt} = k(\text{NO}_2^+) [k'(\text{HSO}_4^-) + k''(\text{H}_2\text{SO}_4)] (\text{DNT})$$

**Three Stage Process:** Toluene (100 gm) is nitrated to the mono derivative by slowly adding a mixture of 294 gm sulfuric acid (sp gr 1.84) and 147 gm nitric acid (sp gr 1.42) to it at  $30^\circ\text{--}40^\circ\text{C}$ , with good agitation. Acid addition requires 1-1.5 hour, and stirring at  $30^\circ\text{--}40^\circ\text{C}$  is continued 30 minutes longer. The mixture is cooled and the lower layer of spent acid drawn off.

Half the crude mono is dissolved in 109 gm sulfuric acid (sp gr 1.84) with cooling, the solution heated to  $50^\circ\text{C}$  and a mixture of 54.5 gm nitric acid (sp gr 1.50) and 54.5 gm sulfuric acid (sp gr 1.84) added, under agitation, at such a rate that the temperature is maintained between  $90^\circ$  and  $100^\circ\text{C}$ . Acid addition requires 1 hour, and stirring at  $90^\circ\text{--}100^\circ\text{C}$  is continued 2 more hours.

While the dinitration mixture is still at  $90^\circ\text{C}$ , 145 gm fuming sulfuric acid (oleum containing 15% free  $\text{SO}_3$ ) is added slowly. A mixed acid of 92.5 gm each nitric acid (sp gr 1.50) and 15% oleum is slowly added, under good agitation at  $100^\circ\text{--}110^\circ\text{C}$  over  $1\frac{1}{2}$ -2 hours. The mixture is stirred at  $100^\circ\text{--}115^\circ\text{C}$  for 2 more hours, cooled, filtered, and the TNT cake broken up and washed with water. The TNT is washed 3-4 times with hot water ( $85^\circ\text{--}95^\circ\text{C}$ ) with good agitation. The product can be purified either by recrystallization from alcohol or by washing it with 5 times its weight of 5% sodium bisulfite solution at  $90^\circ\text{C}$  for  $\frac{1}{2}$  hour with vigorous stirring, washing with hot water until the washings are colorless, and cooling slowly with stirring to granulate the product.

Origin:

TNT was first prepared in 1863 by Wilbrand (Ann 128, 178), later by Keilstein and Kuhlberg (Ber 3, 202 (1870) and also Tiamann (Ber 3, 217, 1870), each using different methods of starting materials. It was nearly 30 years later when Hausermann undertook its manufacture on an industrial scale (Z. angew. Chem, 1891, p. 508; J. Chem. Ind., 1891, p. 1028). After 1901 TNT began to be used extensively as a military explosive and Germany became the first nation to adopt it as a standard shell filler (1902-1904). During World War I all the major powers of the world were using TNT, with the quantity used limited only by the available supply of toluene. Prior to World War II the development of synthetic toluene from petroleum made available in the United States, an almost unlimited supply of this raw material. Because of the general suitability of TNT for melt-loading, and its extensive use in binary and ternary explosive mixtures, TNT is considered the most important military explosive known today.

Destruction by Chemical Decomposition:

TNT is decomposed by adding it slowly, while stirring, to 30 times its weight of a solution prepared by dissolving 1 part of sodium sulfide ( $\text{Na}_2\text{S}\cdot 9\text{H}_2\text{O}$ ) in 6 parts of water.

References:<sup>75</sup>

- (a) D. P. MacDougall, Methods of Physical Testing, OSRD Report No. 803, 11 August 1942.

<sup>75</sup>See footnote 1, page 10.

TNT (Trinitrotoluene)

AMCP 706-177

- (b) Philip C. Keenan and Dorothy Pipes, Table of Military High Explosives, Second Revision, NAVORD Report No. 87-46, 26 July 1946.
- (c) L. C. Smith and S. R. Walton, A Consideration of RDX/Wax Mixtures as a Substitute for Tetryl in Boosters, NOL Memo 10,303, 15 June 1949.
- (d) L. C. Smith and E. H. Eyster, Physical Testing of Explosives, Part III, Miscellaneous Sensitivity Tests, Performance Tests, OSRD Report No. 5746, 27 December 1945.
- (e) Report AC-2587.
- (f) International Critical Tables and various other sources in the open literature.
- (g) E. Hutchinson, The Thermal Sensitiveness of Explosives. The Thermal Conductivity of Explosive Materials, AC-2861, First Report, August 1942.
- (h) A. J. B. Robertson, Trans Farad Society, 44, 977 (1948).
- (i) M. A. Cook and M. T. Abegg, "Isothermal Decomposition of Explosives," University of Utah, Ind Eng Chem (June 1956), pp. 1090-1095.
- (j) Committee of Div 2 and 8, NDRC, Report on RDX and Tritonal, OSRD No. 5406, 31 July 1945.
- (k) R. W. Drake, Fragment Velocity and Panel Penetration of Several Explosives in Simulated Shells, OSRD Report No. 5622, 2 January 1946.
- (l) W. J. McGarry and T. W. Stevens, Detonation Rates of the More Important Military Explosives at Several Different Temperatures, PATR No. 2383, November 1956.
- (m) W. S. Cramer, Bulk Compressibility Data on Several High Explosives, NAVORD Report No. 4380, 15 September 1946.
- (n) Kuntrov, Journal of Chemical Industry (Russia) 6, 1929, pp. 1686-1688.
- (o) Also see the following Picatinny Arsenal Technical Reports on TNT:

<u>0</u>	<u>1</u>	<u>2</u>	<u>3</u>	<u>4</u>	<u>5</u>	<u>6</u>	<u>7</u>	<u>8</u>	<u>9</u>
10	291	132	43	364	65	86	47	118	99
30	551	582	83	694	195	266	87	283	249
240	731	782	133	874	425	556	507	638	269
350	861	892	273	904	555	666	527	738	319
630	891	972	513	1094	695	956	597	768	389
760	901	1072	643	1104	735	986	707	838	499
810	971	1182	673	1124	805	1046	807	1088	709
1120	1041	1192	743	1224	975	1146	817	1098	739
1140	1121	1272	853	1284	1145	1276	537	1128	779
1170	1311	1292	863	1294	1155	1376	1107	1148	799
1260	1391	1342	1063	1304	1225	1446	1147	1158	889
1270	1431	1352	1123	1314	1285	1466	1217	1188	929
1360	1451	1372	1133	1344	1305	1476	1247	1198	939
1400	1491	1402	1193	1414	1315	1556	1307	1228	1099
1460	1651	1452	1243	1444	1355	1636	1417	1258	1109
1500	1821	1472	1223	1454	1425	1756	1427	1308	1129

AMCP 706-177

TNT (Trinitrotoluene)

<u>0</u>	<u>1</u>	<u>2</u>	<u>3</u>	<u>4</u>	<u>5</u>	<u>6</u>	<u>7</u>	<u>8</u>	<u>9</u>
1530	1492	1373	1524	1435	1956	1437	1318	1139	
1540	1562	1493	1544	1445	2276	1457	1338	1179	
1550	1582	1553	1564	1495		1497	1388	1199	
1730	1712	1633	1604	1515		1537	1418	1259	
2010	1862	1693	1674	1535		1547	1428	1289	
2100		1823	1754	1585		1557	1578	1339	
2160		2063	1924	1605		1577	1618	1369	
		2163	2064	1635		1597	1688	1379	
			2214	1665		1677	1728	1419	
				1865		1737	1828	1429	
				1965		1797	1838	1469	
				1715		1827	1858	1489	
				1885		1847	2008	1529	
				2125		2007	2138	1549	
				2175		2147	2168	1629	
						2167		1689	
								1709	
								1729	
								1749	
								1809	
								1819	
								1879	
								1949	
								2159	
								2179	

Torpex

AMCP 706-177

<b>Composition:</b>		<b>Molecular Weight:</b> 97	
%		<b>Oxygen Balance:</b>	
RDX	42	CO <sub>2</sub> %	-55
TNT	40	CO %	-26
Aluminum	18	<b>Density: gm/cc</b> <b>Cast</b> 1.76-1.81	
C/H Ratio		<b>Melting Point: °C</b>	
<b>Impact Sensitivity, 2 Kg Wt:</b>		<b>Freezing Point: °C</b>	
Bureau of Mines Apparatus, cm	42	<b>Boiling Point: °C</b>	
Sample Wt 20 mg		<b>Refractive Index, n<sub>D</sub><sup>20</sup></b>	
Picatinny Arsenal Apparatus, in.	9	n <sub>D</sub> <sup>25</sup>	
Sample Wt, mg	15	n <sub>D</sub> <sup>30</sup>	
<b>Friction Pendulum Test:</b>		<b>Vacuum Stability Test:</b>	
Steel Shoe		cc/40 Hrs, at	
Fiber Shoe		90°C	
<b>Rifle Bullet Impact Test:</b>		100°C	
Trials		120°C	
%		135°C	
Explosions	20	150°C	
Partials	80		
Burned	0	<b>200 Gram Bomb Sand Test:</b>	
Unaffected	0	Sand, gm	
<b>Explosion Temperature: °C</b>		59.5	
Seconds, 0.1 (no cap used)		<b>Sensitivity to Initiation:</b>	
1		Minimum Detonating Charge, gm	
5 Decomposes	260	Mercury Fulminate	
10		Lead Azide	
15		Tetryl	
20		<b>Ballistic Mortar, % TNT: (a)</b> 138	
<b>75°C International Heat Test:</b>		<b>Trouzi Test, % TNT: (b)</b> 164	
% Loss in 48 Hrs		<b>Plate Dent Test: (c)</b>	
<b>100°C Heat Test:</b>		Method	
% Loss, 1st 48 Hrs	0.00	Condition	
% Loss, 2nd 48 Hrs	0.10	Confined	
Explosion in 100 Hrs	None	Density, gm/cc	
<b>Flammability Index:</b> 196		Brisance, % TNT	
<b>Hygroscopicity: %</b> 30°C, 90% RH      0.00		<b>Detonation Rate: (d)</b>	
<b>Volatility:</b>		Confinement	
		Condition	
		Charge Diameter, in.	
		Density, gm/cc	
		Rate, meter./second	

AMCP 706-177

Torpex

<b>Booster Sensitivity Test:</b> Condition Tetryl, gm Wax, in. for 50% Detonation Wax, gm Density, gm/cc	(c) Pressed 10 2 1.64 Case 5 0 1.81	<b>Decomposition Equation:</b> Oxygen, atoms/sec (Z/sec) Heat, kilocalorie/mole ( $\Delta H$ , kcal/mol) Temperature Range, °C Phase
<b>Heat of:</b> Combustion, cal/gm Explosion, cal/gm Gas Volume, cc/gm Formation, cal/gm Fusion, cal/gm	(a) 3740 1800   	<b>Armor Plate Impact Test:</b> 60 mm Mortar Projectile: 50% Inert, Velocity, ft/sec Aluminum Fineness (e) 185
<b>Specific Heat: cal/gm/°C</b> At -5°C Density, gm/cc At 15°C	(b) 0.22 1.82 0.24	<b>500-lb General Purpose Bombs:</b> Plate Thickness, inches 1 1 1/4 1 1/2 1 3/4
<b>Burning Rate:</b> cm/sec		<b>Bomb Drop Test:</b> T7, 2000-lb Semi-Armor-Piercing Bomb vs Concrete: Max Safe Drop, ft 500-lb General Purpose Bomb vs Concrete: Height, ft Trials Unaffected Low Order High Order 1000-lb General Purpose Bomb vs Concrete: Height, ft Trials Unaffected Low Order High Order
<b>Thermal Conductivity:</b> cal/sec/cm/°C Density, gm/cc	(b) $9.7 \times 10^{-4}$ 1.82	
<b>Coefficient of Expansion:</b> Linear, %/°C -73° to 75°C Volume, %/°C	$4.7 \times 10^{-5}$ (b)	
<b>Hardness: Mohs Scale:</b>		
<b>Young's Modulus:</b> E', dynes/cm <sup>2</sup> E, lb/inch <sup>2</sup> Density, gm/cc	(b) $9.53 \times 10^{10}$ $1.38 \times 10^6$ 1.77	
<b>Compressive Strength: lb/inch<sup>2</sup></b> Density, gm/cc	(b) 2100-2300 1.77	
<b>Vapor Pressure:</b> °C mm Mercury		



Torpex

AMCP 706-177

<b>Fragmentation Test:</b>		<b>Shaped Charge Effectiveness, TNT = 100:</b>	
<b>90 mm HE, M71 Projectile, Lot WC-01:</b>		<u>50/36.5/13.5</u>	
Density, gm/cc	1.75	Glass Cones	150
Charge Wt, lb	2.316	Steril Cones	145
<b>Total No. of Fragments:</b>		Hole Volume	127
For TNT	703	Hole Depth	131
For Subject HE	891	<b>Color:</b> Gray	
<b>3 inch HE, M42A1 Projectile, Lot KC-5:</b>		<b>Principal Uses:</b> Depth charges, bombs	
Density, gm/cc	1.79	<b>Method of Loading:</b> Cast	
Charge Wt, lb	0.940	<b>Loading Density:</b> gm/cc 1.76-1.81	
<b>Total No. of Fragments:</b>		<b>Storage:</b>	
For TNT	514	Method	Dry
For Subject HE	647	Hazard Class (Quantity-Distance)	Class 9
<b>Fragment Velocity: ft/sec</b>		Compatibility Group	Group I
At 9 ft	2960	Corrosion	
At 25 1/2 ft	2800	<b>Effect of Temperature on Impact Sensitivity:</b>	
Density, gm/cc	--	Temp, °C	PA Impact Test 2 Kg Wt, inches
<b>Blast (Relative to TNT): (e)</b>		25	15
Air:		32	7
Peak Pressure	122	104	8
Impulse	125	<b>Viscosity, poises:</b>	
Energy	146	Temp, 83°C	4.5
Air, Confined:		95°C	2.3
Impulse	116		
Under Water:			
Peak Pressure	116		
Impulse	127		
Energy	153		
Underground:			
Peak Pressure			
Impulse			
Energy			

AMCP 706-177

Torpex

Preparation:

Torpex is manufactured by heating TNT to approximately 100°C in a steam-jacketed kettle equipped with a stirrer. Water wet RDX is added slowly to the molten TNT, while mixing and heating, until all the water is evaporated. Aluminum is added and the mixture is stirred until uniform. The mixture is cooled, with continued stirring, until it is suitable for pouring. Torpex can also be made by adding the calculated amount of TNT to Composition B to maintain the desired proportion of RDX/TNT, heating and stirring, and adding 18 percent of aluminum to complete the mixture.

Origin:

Torpex, a castable high explosive, was developed in England during World War II for use as a filler in warheads, mines and depth bombs. Several variations in the composition of torpex have been evaluated but the following are those used in service munitions:

	<u>Torpex 2</u> <u>unwaxed</u>	<u>Torpex 2</u> <u>waxed</u>	<u>Torpex 3</u>
	(a)	(b)	(c)
RDX, %	42	41.6	41.4
TNT, %	40	39.7	39.5
Aluminum, %	18	18.0	17.9
Wax, %		0.7	0.7
Calcium chloride, %			0.5

- (a) Made from Composition B-2 or 60/40 Cyclotol.
- (b) Made by the addition of aluminum to Composition B.
- (c) Made by the addition of calcium chloride to Torpex 2.

Wax has the undesirable effect of (1) tending to coagulate the aluminum, thus giving a less homogeneous and more viscous product, (2) lowering the density of the cast explosive from 1.72-1.75 to 1.66-1.70 for waxed torpex, and (3) lowering the compressive strength from 3700 psi to 1970 psi for waxed torpex. However, wax is used in service torpex for reasons of safety, since there is evidence that its presence lowers the sensitivity of the explosive to impact as measured by laboratory drop tests and bullet sensitivity tests of small charges (Bureau of Ord Res Memo Rpt No. 24, January 1945).

References:<sup>76</sup>

- (a) Committee of Div 2 and 8, NDRC, Report on HBX and Tritonal, OSRD No. 5406, 31 July 1945.
  - (b) Philip C. Keenan and Dorothy C. Pipes, Table of Military High Explosives, Second Revision, NAVORD Report No. 87-46, 26 July 1946.
  - (c) D. P. MacDougall, Methods of Physical Testing, OSRD Report No. 803, 11 August 1942.
- L. C. Smith and E. H. Eyster, Physical Testing of Explosives, Part III, Miscellaneous Sensitivity Tests, Performance Tests, OSRD Report No. 5746, 27 December 1945.

<sup>76</sup>See footnote 1, page 10.

Torpe:

AMCP 706-177

(d) G. H. Messerly, The Rate of Detonation of Various Explosive Compounds, OSRD Report No. 1219, 22 February 1943.

M. D. Hurvitz, The Rate of Detonation of Various Compounds and Mixtures, OSRD Report No. 5611, 15 January 1946.

(e) Tomlinson, Jr., Blast Effects of Bomb Explosives, PA Tech Div Lecture, 9 April 1940.

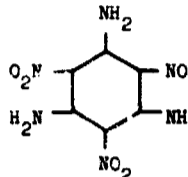
(f) Eastern Laboratory, du Pont, Investigation of Cavity Effect, Sec III, Variation of Cavity Effect with Explosive Composition, MRC Contract W672-ORD-5723.

(g) Also see the following Picatinny Arsenal Technical Reports on Torpex:

<u>0</u>	<u>1</u>	<u>2</u>	<u>3</u>	<u>2</u>	<u>6</u>	<u>I</u>	<u>P</u>
1530	1651	1292	2353	1585	1796	1797	1838
				1635			
				1885			
				2355			

AMCP 706-177

1,3,5-Triamino-2,4,6-Trinitrobenzene (TATNB)

<b>Composition:</b> % C 27.9 H 2.3 N 32.6 O 37.2 C/H Ratio 0.302		<b>Molecular Weight:</b> (C <sub>6</sub> H <sub>3</sub> N <sub>6</sub> O <sub>6</sub> ) 258
		<b>Oxygen Balance:</b> CO <sub>2</sub> % -56 CO % -19
		<b>Density:</b> gm/cc Crystal 1.93
		<b>Melting Point:</b> °C 330 (b, a) 360 (a)
		<b>Freezing Point:</b> °C
<b>Impact Sensitivity, 2 Kg Wt:</b> Bureau of Mines Apparatus, cm Sample Wt 20 mg Picatinny Arsenal Apparatus, in. 11 Sample Wt, mg 7	<b>Boiling Point:</b> °C	
<b>Friction Pendulum Test:</b> Steel Shoe Fiber Shoe	<b>Refractive Index, n<sub>D</sub><sup>20</sup></b> n <sub>D</sub> <sup>20</sup> n <sub>D</sub> <sup>20</sup>	
<b>Rifle Bullet Impact Test:</b> Trials % Explosions Partials Burned Unaffected	<b>Vacuum Stability Test:</b> cc/40 Hrs. at 90°C 100°C (a, b) 0.36 120°C 135°C 150°C	
<b>Explosion Temperature:</b> °C Seconds 0.1 (no cap used) 1 5 10 15 20	<b>200 Gram Bomb Sand Test:</b> Sand, gm 42.9	
<b>75°C International Heat Test:</b> % Loss in 48 Hrs	<b>Sensitivity to Initiation:</b> Minimum Detonating Charge, gm Mercury Fulminate Lead Azide 0.30 Tetryl	
<b>100°C Heat Test:</b> % Loss, 1st 48 Hrs 0.00 % Loss, 2nd 48 Hrs 0.00 Explosion in 100 Hrs None	<b>Ballistic Meter, % TNT:</b> <b>Crevasse Test, % TNT:</b>	
<b>Flammability Index:</b>	<b>Plate Dent Test:</b> Method Condition Confined Density, gm/cc Brisance, % TNT	
<b>Hygroscopicity, %:</b>	<b>Detonation Rate:</b> Confinement None Condition Pressed Charge Diameter, in. 0.5 Density, gm/cc 1.80 Rate, meters/second 7500	
<b>Volatility:</b>		

1,3,5-Triamino-2,4,6-TriNitrobenzene (TATNB)

AMCP 765-17i

<b>Fragmentation Test:</b>  <b>90 mm HE, M71 Projectile, Lot WC-91:</b> Density, gm/cc Charge Wt, lb  <b>Total No. of Fragments:</b> For TNT For Subject HE  <b>3 Inch HE, M261 Projectile, Lot KC-5:</b> Density, gm/cc Charge Wt, lb  <b>Total No. of Fragments:</b> For TNT For Subject HE	<b>Shaped Charge Effectiveness, TNT = 100:</b>	
	Glass Cones Steel Cones  Hole Volume Hole Depth	
	<b>Color:</b>	Yellow
	<b>Principal Uses:</b>	
<b>Fragment Velocity: ft/sec:</b> At 9 ft At 25 1/2 ft  Density, gm/cc	<b>Method of Loading:</b>	Pressed
	<b>Loading Density: gm/cc</b> At 50,000 psi	1.80
<b>Blast (Relative to TNT):</b>  <b>Air:</b> Peak Pressure Impulse Energy  <b>Air, Confined:</b> Impulse  <b>Water:</b> Peak Pressure Impulse Energy  <b>Underground:</b> Peak Pressure Impulse Energy	<b>Storage:</b>  Method: Dry  Hazard Class (Quantity-Distance)  Compatibility Group  Exudation	
	<b>Detonation Velocity:</b> (a, b, c)	
	Density, gm/cc	Meters/sec
	1.290 1.345 1.675 1.575 1.882 1.835	5380 5628 6550 6575 7035 7260
<b>Heat of:</b>  Explosion, cal/gm		2831

AMCP 706-177

1,3,5-Triamino-2,4,6-Trinitrobenzene (TATNB)Preparation:

(a)

Absolute alcohol (200 milliliters) was saturated with ammonia and then 22.5 gm (0.028 mol) of 1,3,5-tribromo-2,4,6-trinitrobenzene, prepared according to Hill (NAVORD Report No. 3709, 2 February 1953), was added. The flask was stoppered and allowed to stand at room temperature for a day. Additional ammonia was bubbled into the mixture, which was then heated under reflux for thirty minutes, filtered hot, and the insoluble product collected on a Buchner funnel. The product was washed with water, alcohol, and dried. The 4.7 gm of material recovered was recrystallized from nitrobenzene.

A disadvantage of the above method was that it could not be used for the preparation of large quantities of TATNB. Since it did not seem feasible to develop a new method of preparation, an investigation was made of the reported amination reactions (see Origin below). An attempt was made (Ref 1) to find a modification which would produce high yields of a pure product. The process which evolved from this study may be summarized as follows (Ref 2): 1,3,5-trichlorobenzene was nitrated "in one step" to 1,3,5-trichloro-2,4,6-trinitrobenzene in 85% yield. The crude nitration product was aminated in benzene with ammonia gas to TATNB, in yields of at least 95%.

Origin:

TATNB was prepared for the first time in 1888 by C. L. Jackson and J. F. Wing, who found the compound insoluble in alcohol, ether, chloroform, benzene, and glacial acetic acid; and soluble in nitrobenzene and aniline (Amer Chem Journal 10, 262 (1888)). B. Flurscheim and E. L. Holmes prepared TATNB from benzene free pentanitroaniline by gradually adding it to 10% aqueous ammonia (J Chem Soc, Pt 2, 3045 (1928)). After boiling, an orange-yellow powder melting above 300°C was obtained. This product corresponded to that described by Jackson and Wing. These authors, as well as Palmer (Amer Chem Journal 14, 378 (1892)), attempted to reduce TATNB to hexa-aminobenzene. Either decomposition occurred or a hydrochloride of penta-aminobenzene was formed. Flurscheim and Holmes succeeded in reducing TATNB with phenylhydrazine by heating them together up to 200°C (J Chem Soc, Pt 1, 334 (1929)) (Boil 12, 301 and KIF, 147).

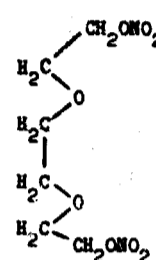
References:<sup>77</sup>

- (a) F. Taylor, Jr., Synthesis of Nav High Explosives II, Derivatives of 1,3,5-Tribromo-2,4,6-Trinitrobenzene, NAVORD Report No. 4405, 1 November 1956.
- (b) L. D. Hampton, Small Scale Detonation Velocity Measurements from May 1951 to May 1954, NAVORD Report No. 3731, June 1954.
- (c) E. M. Fisher and E. A. Christian, Explosion Effects Data Sheets, NAVORD Report No. 2986, 14 June 1955.

<sup>77</sup> See footnote 1, page 10.

Triethylene Glycol Dinitrate (TEGDN) Liquid

AMCP 706-177

<b>Composition:</b> % C 29.9 H 5.4 N 11.7 O 53.0 C/H Ratio 0.171		<b>Molecular Weight:</b> $(C_6H_{12}N_2O_8)$ 240
		<b>Oxygen Balance:</b> CO <sub>2</sub> % -89 CO % -27
		<b>Density:</b> gm/cc 20°C 1.33 25°C 1.32
		<b>Melting Point:</b> °C <b>Freezing Point:</b> °C
<b>Impact Sensitivity, 2 Kg Wt:</b> Bureau of Mines Apparatus, cm Sample Wt 20 mg 100+ Picatinny Arsenal Apparatus, in. Sample Wt, mg 43	<b>Boiling Point:</b> °C	
<b>Friction Pendulum Test:</b> Steel Shoe Unaffected Fiber Shoe Unaffected	<b>Refractive Index, n<sub>D</sub><sup>20</sup></b> 1.4540 n <sub>D</sub> <sup>25</sup> n <sub>D</sub> <sup>30</sup>	
<b>Rifle Bullet Impact Test:</b> Trials % Explosions Partial Burned Unaffected	<b>Vacuum Stability Test:</b> cc/40 Hrs, at 90°C 100°C 0.45 120°C 8 hours 0.8 135°C 150°C	
<b>Explosion Temperature:</b> °C Seconds, 0.1 (no cap used) 1 5 223 10 15 20	<b>200 Gram Bomb Sand Test:</b> Sand, gm 14.7	
<b>75°C International Heat Test:</b> % Loss in 48 Hrs	<b>Sensitivity to Initiation:</b> Minimum Detonating Charge, gm Mercury Fulminate Lead Azide Tetryl	
<b>100°C Heat Test:</b> % Loss, 1st 48 Hrs 1.8 % Loss, 2nd 48 Hrs 1.6 Explosion in 100 Hrs None	<b>Ballistic Mortar, % TNT:</b> <b>Trawl Test, % TNT:</b>	
<b>Flammability Index:</b>	<b>Plate Dent Test:</b> Method Condition Confined Density, gm/cc Brisance, % TNT	
<b>Hygroscopicity:</b> %	<b>Detonation Rate:</b> Confinement Shelby steel Condition Liquid Charge Diameter, in. 1.25 Density, gm/cc 1.33 Rate, meters/second Fails	
<b>Volatility:</b> 60°C, mg/cm <sup>2</sup> /hr 40		





Triethylene Glycol Nitrate (TEGN) Liquid

AMCP 706-177

Origin:

Laourenco prepared triethylene glycol in 1863 by heating glycol with ethylene bromide in a sealed tube at 115°-120°C (Ann (3) 67, 275). Later in the same year Wurtz prepared triethylene glycol by heating ethylene oxide with glycol at 100°C. By action of nitric acid triethylene glycol was oxidized to  $(H_2OOC \cdot CH_2 \cdot O \cdot CH_2)_2$  (Ann (3) 69, 331, 351).

The Germans and Italians were the first to prepare and use TEGN during World War II as an ingredient of rocket and propellant powders. The commercial production of TEGN in quantity is still difficult and its use as a plasticizer for nitrocellulose is being replaced by other liquid nitrates.

Preparation:

Triethylene glycol is purified by fractional distillation under vacuum in an 18-inch Vigreux fractionating column. The assembly as a whole is equivalent to 4.5 theoretical plates. The distillation is conducted using a 5 to 1 reflux ratio, at a pot temperature of approximately 180°C, and a take-off temperature of approximately 120°C.

The purified triethylene glycol (TEG) is nitrated by carefully stirring it into 2.5 parts of 65/30/5 nitric acid/sulphuric acid/water maintained at  $0 \pm 5^\circ C$ . The rate of cooling is sufficient that 300 gm of TEG can be added within 40 minutes. The mixture is stirred and held at  $0 \pm 5^\circ C$ , for 30 additional minutes. It is then drowned by pouring onto a large quantity of ice and extracted three times with ether. The combined extract is water-washed to a pH of about 4, shaken with an excess of sodium bicarbonate solution, and further washed with 1% sodium bicarbonate solution until the washings are colorless. The ethereal solution is water-washed until it has the same pH value as distilled water. It is carefully separated from excess water, treated with chemically pure calcium chloride to remove dissolved water, and filtered. The ether is removed by bubbling with dry air until a minimal rate of loss in weight is attained. The yield is 1.34 gm per gm TEG (84% of theoretical) and the nitrogen content of different batches range from 11.60 to 11.69% by the nitrometer method (calculated 11.67%).

References:<sup>78</sup>

(c) See the following Picatinny Arsenal Technical Reports on TEGN:

<u>3</u>	<u>5</u>	<u>6</u>	<u>7</u>	<u>8</u>
1953	1745	1786	1767	1638
2193		2056	1817	

<sup>78</sup>See footnote 1, page 10.

AMCP 706-177

Trimonite

<b>Composition:</b>		<b>Molecular Weight:</b> 217	
%		<b>Oxygen Balance:</b>	
Picric Acid	88 - 90	CO, %	-62
Mononitronaphthalene	12 10	CO %	-14
<b>C/H Ratio</b>		<b>Density: gm/cc</b>	Cast 1.60
		<b>Melting Point: °C</b>	90
		<b>Freezing Point: °C</b>	
<b>Impact Sensitivity, 2 Kg Wt:</b>		<b>Boiling Point: °C</b>	Explodes 300
Bureau of Mines Apparatus, cm	60	<b>Refractive index, <math>n_D^{20}</math></b>	
Sample Wt 20 mg		$n_D^{20}$	
Picatinny Arsenal Apparatus, in.	10	$n_D^{20}$	
Sample Wt. 10g			
<b>Friction Penetration Test:</b>		<b>Vacuum Stability Test:</b>	
Steel		cc/40 Hrs, at	
Fiber Shoe		90°C	
		100°C	
<b>Rifle Bullet Impact Test:</b>		120°C	0.9
	<b>Trials</b>	135°C	
Explosions	%	150°C	
	0	<b>200 Gram Bomb Sand Test:</b>	
Partials	0	Sand, gm	44.2
Burned	0	<b>Sensitivity to Initiation:</b>	
Unaffected	100	Minimum Detonating Charge, gm	
<b>Explosion Temperature: °C</b>		Mercury Fulminate	
Seconds, 0.1 (no cap used)		Lead Azide	
1		Tetryl	
5 Decomposes	31.5	<b>Ballistic Mortar, % TNT:</b>	
10		<b>Tressal Test, % TNT:</b>	
15		<b>Plate Dent Test:</b>	
20		Method	
<b>75°C International Heat Test:</b>		Condition	
% Loss in 48 Hrs		Confined	
		Density, gm/cc	
		Brisance, % TNT	
<b>100°C Heat Test:</b>		<b>Detonation Rate:</b>	
% Loss, 1st 48 Hrs		Confinement	
% Loss, 2nd 48 Hrs		Condition	
Explosion in 100 Hrs		Charge Diameter, in.	
		Density, gm/cc	
<b>Flammability Index:</b>		Rate, meters/second	
		None	
<b>Hygroscopicity: %</b>		Cast	
		1.0	
<b>Velocity:</b>		1.60	
		7020	

Trimonite

AMCP 706-177

<b>Fragmentation Test:</b>  <b>90 mm HE, M71 Projectile, Lot WC-91:</b> Density, gm/cc Charge Wt, lb  <b>Total No. of Fragments:</b> For TNT For Subject HE  <b>3 inch HE, M42A1 Projectile, Lot KC-5:</b> Density, gm/cc Charge Wt, lb  <b>Total No. of Fragments:</b> For TNT For Subject HE	<b>Shaped Charge Effectiveness, TNT = 100:</b>  <table style="width: 100%; border: none;"> <tr> <td style="width: 50%;"></td> <td style="text-align: center;">Glass Cones</td> <td style="text-align: center;">Steel Cones</td> </tr> <tr> <td>Hole Volume</td> <td></td> <td></td> </tr> <tr> <td>Hole Depth</td> <td></td> <td></td> </tr> </table>		Glass Cones	Steel Cones	Hole Volume			Hole Depth		
		Glass Cones	Steel Cones							
	Hole Volume									
	Hole Depth									
	<b>Color:</b>									
<b>Principal Uses:</b> TNT substitute in projectiles and bombs										
<b>Method of Loading:</b> Cast										
<b>Fragment Velocity: ft/sec</b> At 9 ft At 25½ ft Density, gm/cc	<b>Loading Density: gm/cc</b> 1.60									
<b>Blast (Relative to TNT):</b>  <b>Air:</b> Peak Pressure Impulse Energy  <b>Air, Confined:</b> Impulse  <b>Under Water:</b> Peak Pressure Impulse Energy  <b>Underground:</b> Peak Pressure Impulse Energy	<b>Storage:</b>  <table style="width: 100%; border: none;"> <tr> <td style="width: 50%;">Method</td> <td style="text-align: center;">Dry</td> </tr> <tr> <td>Hazard Class (Quantity-Distance)</td> <td style="text-align: center;">Class 9</td> </tr> <tr> <td>Compatibility Group</td> <td style="text-align: center;">Group I</td> </tr> <tr> <td>Exudation</td> <td style="text-align: center;">Exudes at 50°C</td> </tr> </table>	Method	Dry	Hazard Class (Quantity-Distance)	Class 9	Compatibility Group	Group I	Exudation	Exudes at 50°C	
	Method	Dry								
	Hazard Class (Quantity-Distance)	Class 9								
	Compatibility Group	Group I								
	Exudation	Exudes at 50°C								
<b>Preparation:</b>  Picric acid and alpha-mononitronaphthalene are melted together in an aluminum or tin steam-jacketed melt kettle equipped with a stirrer. Although picric acid alone requires a high temperature for its melt loading (120°C), the mixture forms a eutectic melting at 49°C. Care must be taken to prevent the formation of dangerous metallic picrates. Trimonite is of interest as an emergency substitute for TNT.										

AMCP 706-177

TrimoniteOrigin:

Trimonite, a castable mixture of picric acid/mononitronaphthalene was developed by the British during World War II as an improvement over tridite which is a mixture of 80/20 picric acid/dinitrophenol. Both mixtures are suitable for melt-loading below 100°C and therefore represent an improvement over melt-loading picric acid alone (melting point 122°C). However, tridite is slightly inferior to picric acid as an explosive and dinitrophenol is objectionable because of its toxicity. Trimonite is also slightly inferior to picric acid and TNT as an explosive. Because of the low eutectic temperature of the picric acid-mononitronaphthalene mixture (49°C), Tridite exudes when stored at elevated temperatures. It does not possess the disadvantages of picric acid (corrosive action on metals, ease of decomposition, etc.) and is a comparatively inexpensive substitute for TNT.

References:<sup>79</sup>

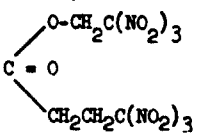
(a) See the following Picatinny Arsenal Technical Reports on Trimonite:

<u>2</u>	<u>5</u>	<u>6</u>	<u>8</u>
1352	1325	926	1098
1372		976	1836

<sup>79</sup>See footnote 1, page 10.

2,2,2-Trinitroethyl-4,4,4-Trinitrobutyrate (TNETB)

AMCP 706-177

<b>Composition:</b> % C 18.6 H 1.6 N 21.8 O 58.0 C/H Ratio 0.202		<b>Molecular Weight:</b> $(C_{18}H_{1.6}N_{21.8}O_{58.0})$	366
		<b>Oxygen Balance:</b> CO <sub>2</sub> % CO %	-4.2 20.8
		<b>Density:</b> gm/cc	Form I 1.72
		<b>Melting Point:</b> °C	93
		<b>Freezing Point:</b> °C	
<b>Impact Sensitivity, 2 Kg Wt:</b> Bureau of Mines Apparatus, cm Sample Wt 20 mg Picatinny Arsenal Apparatus, in. Sample Wt, mg 50% point, cm (a) 2)	<b>Boiling Point:</b> °C	<b>Refractive Index, n<sub>D</sub><sup>20</sup></b> Form I (e) <b>Crystal Axis</b> α 1.518 β 1.527 γ 1.546	
<b>Friction Pendulum Test:</b> Steel Shoe Fiber Shoe	<b>Vacuum Stability Test:</b> cc/40 Hrs, at 90°C 100°C 48 hrs 120°C 135°C 150°C	---- 0.60	
<b>Rifle Bullet Impact Test:</b> Trials Explosions % Partials Burned Unaffected	<b>200 Gram Bomb Sand Test:</b> Sand, gm		
<b>Explosion Temperature:</b> °C Seconds, 0.1 (no cap used) 1 5 50% point (Alhot bar) (a) 10 15 20	<b>Sensitivity to Initiation:</b> Minimum Detonating Charge, gm Mercury Fulminate Lead Azide Tetryl		
<b>75°C International Heat Test:</b> % Loss in 48 Hrs	<b>Ballistic Mortar, % TNT:</b> (b)	136	
<b>100°C Heat Test:</b> % Loss, 1st 48 Hrs % Loss, 2nd 48 Hrs Explosion in 100 Hrs	<b>Trenzi Test, % TNT:</b>		
<b>Flammability Index:</b>	<b>Plate Dent Test:</b> Method Condition Confined Density, gm/cc Brisance, % TNT		
<b>Hygroscopicity:</b> % 30°C, 90% RH 0.00 75°C, 5 months N12 (a)	<b>Detonation Rate:</b> Confinement Condition Charge Diameter, in. Density, gm/cc Rate, meters/second	1.60 1.76 7760 8290	
<b>Volatility:</b>			

AMCP 706-177

2,2,2-Trinitroethyl-4,4,4-Trinitrobutyrate (TNETB)

<b>Beecher Sensitivity Test:</b> Condition Tetryl, gm Wax, in. for 50% Detonation Wax, gm Density, gm/cc	<b>Decomposition Equation:</b> Oxygen, atoms/sec (Z/sec) $4.4 \times 10^{21}$ Heat, kilocalorie/mole ( $\Delta H$ , kcal/mol) 43.4 Temperature Range, °C Phase Liquid											
<b>Heat of:</b> Combustion, cal/gm 1685 Explosion, cal/gm Gas Volume, cc/gm Formation, cal/gm 307 Fusion, cal/gm Sublimation, cal/gm (e. t.) 804	<b>Armor Plate Impact Test:</b>  <b>60 mm Mortar Projectile:</b> 50° Inert, Velocity, ft/sec Aluminum Fineness  <b>500-lb General Purpose Bomb:</b>  Plate Thickness, inches  1 1 1/4 1 1/2 1 3/4											
Specific Heat: cal/gm/°C	<b>Bomb Drop Test:</b>  <b>T7, 2000-lb Semi-Armor-Piercing Bomb vs Concrete:</b>  Max Safe Drop, ft  <b>500-lb General Purpose Bomb vs Concrete:</b>  Height, ft Trials Unaffected Low Order High Order  <b>1000-lb General Purpose Bomb vs Concrete:</b>  Height, ft Trials Unaffected Low Order High Order											
<b>Burning Rate:</b> cm/sec												
<b>Thermal Conductivity:</b> cal/sec/cm/°C												
<b>Coefficient of Expansion:</b> Linear, %/°C  Volume, %/°C												
<b>Hardness, Mohs' Scale:</b>												
<b>Young's Modulus:</b> E', dynes/cm <sup>2</sup> E, lb/inch <sup>2</sup> Density, gm/cc												
<b>Compressive Strength: lb/inch<sup>2</sup></b>												
<b>Vapor Pressure:</b> (e) <table border="1"> <tr> <td>°C</td> <td>mm Mercury</td> </tr> <tr> <td>65</td> <td><math>3.3 \times 10^{-1}</math></td> </tr> <tr> <td>75</td> <td><math>1.3 \times 10^{-1}</math></td> </tr> <tr> <td>85</td> <td><math>4.2 \times 10^{-2}</math></td> </tr> <tr> <td>100</td> <td><math>2.3 \times 10^{-3}</math></td> </tr> <tr> <td>120</td> <td><math>1.4 \times 10^{-2}</math></td> </tr> </table>	°C	mm Mercury	65	$3.3 \times 10^{-1}$	75	$1.3 \times 10^{-1}$	85	$4.2 \times 10^{-2}$	100	$2.3 \times 10^{-3}$	120	$1.4 \times 10^{-2}$
°C	mm Mercury											
65	$3.3 \times 10^{-1}$											
75	$1.3 \times 10^{-1}$											
85	$4.2 \times 10^{-2}$											
100	$2.3 \times 10^{-3}$											
120	$1.4 \times 10^{-2}$											

2,2,2-Trinitroethyl-4,4,4-Trinitrobutyrate (TNETB)

AMCP 706-177

<b>Fragmentation Test:</b>  <b>90 mm HE, M71 Projectile, Lot WC-97:</b> Density, gm/cc Charge Wt, lb  <b>Total No. of Fragments:</b> For TNT For Subject HE  <b>3 inch HE, M42A1 Projectile, Lot KC-5:</b> Density, gm/cc Charge Wt, lb  <b>Total No. of Fragments:</b> For TNT For Subject HE	<b>Shaped Charge Effectiveness, TNT = 100:</b>  <table border="0"> <tr> <td></td> <td style="text-align: center;">Glass Cones</td> <td style="text-align: center;">Steel Cones</td> </tr> <tr> <td>Hole Volume</td> <td></td> <td></td> </tr> <tr> <td>Hole Depth</td> <td></td> <td></td> </tr> </table>		Glass Cones	Steel Cones	Hole Volume			Hole Depth																									
		Glass Cones	Steel Cones																														
Hole Volume																																	
Hole Depth																																	
	<b>Color:</b> Colorless  <b>Principal Uses:</b>  <b>Method of Loading:</b>  <b>Loading Density: gm/cc</b> <table border="0"> <tr> <td>Form I</td> <td>1.783</td> </tr> <tr> <td>Form II</td> <td>1.677</td> </tr> <tr> <td>Liquid, 99°C,</td> <td>1.551</td> </tr> </table>	Form I	1.783	Form II	1.677	Liquid, 99°C,	1.551																										
Form I	1.783																																
Form II	1.677																																
Liquid, 99°C,	1.551																																
<b>Fragment Velocity: ft/sec</b> At 9 ft At 25½ ft Density, gm/cc	<b>Storage:</b>  Method: Wet  Hazard Class (Quantity-Distance)  Compatibility Group  Exudation																																
<b>Blast (Relative to H-6):</b> <table border="0"> <tr> <td></td> <td style="text-align: center;"><u>Sphere</u></td> <td colspan="2" style="text-align: center;"><u>Cylinder (h)</u></td> </tr> <tr> <td><b>Air, 1-lb Charge:</b></td> <td style="text-align: center;"><u>EW*</u></td> <td style="text-align: center;"><u>EV*</u></td> <td style="text-align: center;"><u>EW*</u></td> </tr> <tr> <td>Peak Pressure</td> <td style="text-align: center;">0.91</td> <td style="text-align: center;">0.84</td> <td style="text-align: center;">0.81</td> </tr> <tr> <td>Impulse</td> <td style="text-align: center;">0.73</td> <td style="text-align: center;">0.67</td> <td style="text-align: center;">0.74</td> </tr> <tr> <td>Energy</td> <td></td> <td></td> <td style="text-align: center;">0.69</td> </tr> </table>		<u>Sphere</u>	<u>Cylinder (h)</u>		<b>Air, 1-lb Charge:</b>	<u>EW*</u>	<u>EV*</u>	<u>EW*</u>	Peak Pressure	0.91	0.84	0.81	Impulse	0.73	0.67	0.74	Energy			0.69	<b>Bruceston Safety Test Results: (g)</b>  Mean and standard deviation of lengths of 0.300 diameter cylinder across which initiation is possible for 50% certainty:  <table border="0"> <tr> <td>TNT</td> <td style="text-align: center;">0.391</td> <td style="text-align: center;">±</td> <td style="text-align: center;">0.040</td> </tr> <tr> <td>RDX Comp B</td> <td style="text-align: center;">0.381</td> <td style="text-align: center;">±</td> <td style="text-align: center;">0.042</td> </tr> <tr> <td>TNETB</td> <td style="text-align: center;">0.920</td> <td style="text-align: center;">±</td> <td style="text-align: center;">0.059</td> </tr> </table>	TNT	0.391	±	0.040	RDX Comp B	0.381	±	0.042	TNETB	0.920	±	0.059
	<u>Sphere</u>	<u>Cylinder (h)</u>																															
<b>Air, 1-lb Charge:</b>	<u>EW*</u>	<u>EV*</u>	<u>EW*</u>																														
Peak Pressure	0.91	0.84	0.81																														
Impulse	0.73	0.67	0.74																														
Energy			0.69																														
TNT	0.391	±	0.040																														
RDX Comp B	0.381	±	0.042																														
TNETB	0.920	±	0.059																														
<b>Air, Confined:</b> Impulse  <b>Under Water:</b> Peak Pressure Impulse Energy  <b>Underground:</b> Peak Pressure Impulse Energy  *EW, equivalent weight of H-6 for a unit weight of test mixture for equal performance at the same test distance; EV, equivalent volume of H-6 for a unit volume of test mixture for equal performance at the same test distance.	<b>Absolute Viscosity, poises: (c)</b>  <table border="0"> <tr> <td>Temp, 98.9°C</td> <td style="text-align: center;">0.173</td> </tr> <tr> <td>106.5°C</td> <td style="text-align: center;">0.138</td> </tr> </table>	Temp, 98.9°C	0.173	106.5°C	0.138																												
Temp, 98.9°C	0.173																																
106.5°C	0.138																																

AMCP 706-177

2,2,2-Trinitroethyl-4,4,4-Trinitrobutyrate (TNTEB)

Solubility (Room Temperature): (a)

Solvent	Solubility
Water	Insoluble
n-Hexane	Insoluble
Carbon tetrachloride	Insoluble
Ethanol	5 gm/100 gm solvent
Chloroform	5 gm/100 gm solvent
Benzene	10 gm/100 gm solvent
Nitromethane	Very soluble
Glacial acetic acid	Very soluble
Ethyl acetate	Very soluble

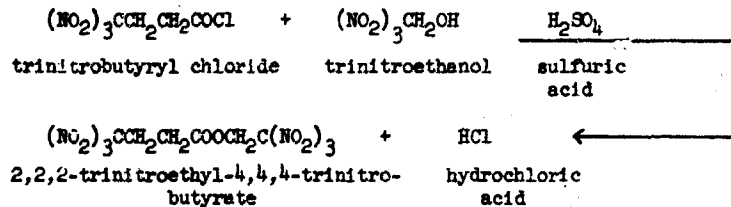
TNTEB Forms Eutectics With the Following Compounds: (a)

TNT	57
BTNES (bis(trinitroethyl) succinate)	80+
BTNEH (bis(trinitroethyl) nitramine)	68.5
TNB (trinitrobenzene)	65
Compound A (C <sub>12</sub> H <sub>8</sub> N <sub>4</sub> O <sub>8</sub> , formed by condensation of 1,1-dinitroethane)	77
Trinitroethyl trinitrobenzoate (27%)	80.5 (f)

Crystallographic Data: (a)

Three polymorphic crystalline forms have been observed. Low temperature Form I goes through a solid-solid transition at 89°C giving Form II. Form II has a melting point of 92.5° to 93°C. On cooling, Form II does not transform reversibly to Form I when 89°C is reached. However, Form II will transform to Form I at room temperature, usually taking a few hours to do so. Form III was observed, which appeared to be stable over a very narrow temperature range on the order of 0.2° to 0.5° near 92.5°C.

Preparation: (d)



Laboratory experiments indicate that the present slow step involving overnight treatment of 4,4,4-trinitrobutyryl chloride with 2,2,2-trinitroethanol and aluminum chloride can be replaced by a fast and simple esterification in sulfuric acid. Using 100% sulfuric acid or fortified H<sub>2</sub>SO<sub>4</sub>, the ester can be prepared in yields of 95% to 98% in 24 hours at 25°C, in 5 hours at 50°C, or in 3 hours at 65°C. Above 65°C the reaction time is less, but the yield falls off and a less pure product is obtained. The crude white crystalline product on recrystallization from dilute methanol gives a material melting at 92° to 93°C.



2,2,2-Trinitroethyl-4,4,4-Trinitrobutyrate (TNETB)

AMCP 706-177

Origin:

(a)

TNETB belongs to a new class of explosives characterized by trinitromethyl groups,  $-C(NO_2)_3$ . The chemistry of this class of compounds was studied in Germany by Drs. Schenck and Schimmelschmidt, who discovered in 1942-1943 that trinitromethane or nitroform,  $HC(NO_2)_3$ , was the source of new explosive derivatives. Dr. Schenck prepared the stable solid alcohol, 2,2,2-trinitroethanol, from nitroform and formaldehyde. Dr. Schimmelschmidt reacted nitroform with unsaturated organic compounds, such as acrylic acid, and predicted in 1943 that the ester of 4,4,4-trinitrobutyric acid with trinitroethanol would be an interesting explosive.

In 1947 the U.S. Navy began a program to explore these compounds. The initial task of investigating the chemistry of trinitroethanol was undertaken by the Hercules Powder Company (Navy Contract WOrd-9925). The U.S. Rubber Company studied the chemistry of nitroform (Navy Contract WOrd-10,129). After preparation of the first laboratory samples of TNETB, considerable interest was aroused. In early 1950 the Naugatuck Chemical Division of U.S. Rubber Company was assigned to prepare 100 pounds of TNETB. The Bureau of Ordnance in July 1953 raised the production to 800 pounds with the assistance of the Hercules Powder Company in augmenting the production at Naugatuck (Navy Contract WOrd-11,260). TNETB is a high oxygen content explosive.

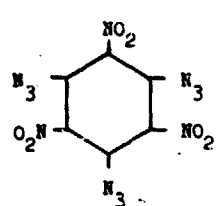
References: 80

- (a) J. M. Rosen, Properties of Trinitroethyl Trinitrobutyrate TNETB, NAVORD Report No. 1758, 17 December 1950.
- (b) Bureau of Mines Report No. 3107, Part IX, Ballistic Mortar Tests on Trinitroethyl Trinitrobutyrate, 5 April 1950.
- (c) L. D. Hampton and G. Swadeba, Evaluation of 2,2,2-Trinitroethyl-4,4,4-Trinitrobutyrate as a Constituent of Castable Explosives, NAVORD Report No. 261, 30 September 1952.
- (d) U.S. Rubber Company Quarterly Progress Report No. 23, Synthesis of New Propellants and Explosives, Navy Contracts WOrd-10-129 and -12,663, 19 August 1953.
- (e) M. E. Hill, O. H. Johnson, J. M. Rosen, D. V. Sickman and F. Taylor, Jr., Preparation and Properties of TNETB, a New Castable High Explosive, NAVORD Report No. 3885, 27 January 1955.
- (f) M. E. Hill, Synthesis of New High Explosives, NAVORD Report No. 2965, 1 April 1953.
- (g) Jacob Savitt, A Sensitivity Test for Castable Liquid Explosives, Including Results for Some New Materials, NAVORD Report No. 2997, 22 October 1953.
- (h) R. W. Gibson, Sensitivity of Explosives, IX: Selected Physico-Chemical Data of Ten Pure High Explosives, NAVORD Report No. 6130, 18 June 1958.

<sup>80</sup>See footnote 1, page 10.

AMCP 706-177

Trinitro Triazidobenzene

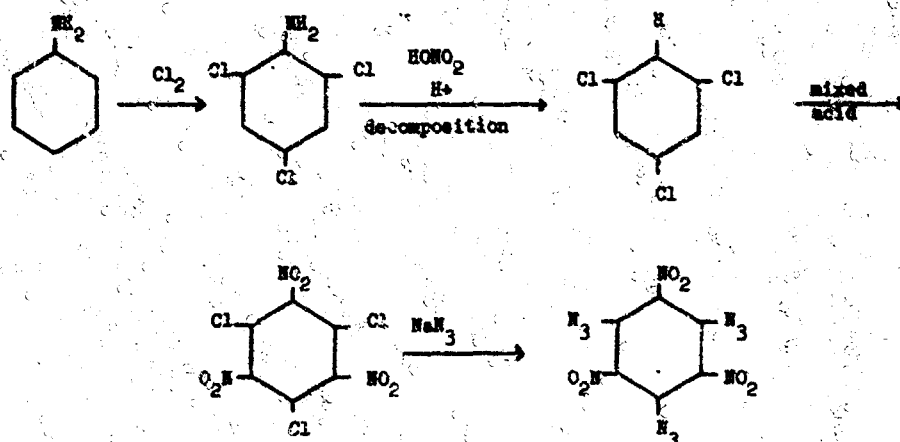
<b>Composition:</b> % C 23.4 N 50.0 O 28.6  C/H Ratio		<b>Molecular Weight:</b> $(C_6O_6N_{12})$ 336
		<b>Oxygen Balance:</b> CO <sub>2</sub> % -29 CO % 0.0
		<b>Density:</b> gm/cc Crystal 1.81
		<b>Melting Point:</b> °C Decomposes 131
		<b>Freezing Point:</b> °C
<b>Impact Sensitivity, 2 Kg Wt:</b> Bureau of Mines Apparatus, cm (a) ≤ 25 Sample Wt 20 mg Picatinny Arsenal Apparatus, in. Sample Wt, mg		<b>Boiling Point:</b> °C
		<b>Refractive Index, n<sub>D</sub><sup>20</sup></b> n <sub>D</sub> <sup>25</sup> n <sub>D</sub> <sup>30</sup>
<b>Friction Pendulum Test:</b> Steel Shoe Fiber Shoe		<b>Vacuum Stability Test:</b> cc/40 Hrs, at 90°C 100°C 120°C 135°C 150°C
<b>Rifle Bullet Impact Test:</b> Trials % Explosions Partial Burned Unaffected		<b>200 Gram Bomb Sand Test:</b> Sand, gm
<b>Explosion Temperature:</b> °C (a) Seconds, 0.1 (no cap used) -- 1 -- 5 150 10 15 20		<b>Sensitivity to Initiation:</b> Minimum Detonating Charge, gm Mercury Fulminate Lead Azide Tetryl
		<b>Ballistic Mortar, % TNT:</b>
		<b>Treuzl Test, % PPTN:</b> 90
<b>75°C International Heat Test:</b> % Loss in 48 Hrs		<b>Plate Dent Test:</b> Method Condition Confined Density, gm/cc Brisance, % TNT
<b>100°C Heat Test:</b> % Loss, 1st 48 Hrs % Loss, 2nd 48 Hrs Explosion in 100 Hrs		<b>Detonation Rate:</b> Confinement Condition Charge Diameter, in. Density, gm/cc Rate, meters/second
<b>Flammability Index:</b>		
<b>Hygroscopicity:</b> % 30°C, 90% RH 0.00		
<b>Volatility:</b>		

Trinitro Triazidobenzene

AMCP 706-177

<b>Fragmentation Test:</b>  <b>90 mm HE, M71 Projectile, Lot WC-91:</b> Density, gm/cc Charge Wt, lb  Total No. of Fragments: For TNT For Subject HE  <b>3 inch HE, M42A1 Projectile, Lot KC-5:</b> Density, gm/cc Charge Wt, lb  Total No. of Fragments: For TNT For Subject HE	<b>Shaped Charge Effectiveness, TNT = 100%:</b>  Glass Cones    Steel Cones  Hole Volume Hole Depth										
	Color:                                  Greenish-yellow										
	Principal Uses:    (c) Ingredient of primer mix										
	Method of Loading:                                  Fressed Dead presses at about 40,000 psi										
<b>Fragment Velocity: ft/sec</b> At 9 ft At 25½ ft Density, gm/cc	Loading Density: gm/cc At 42,000 psi    1.75										
	<b>Storage:</b>  Method  Hazard Class (Quantity-Distance)  Compatibility Group  Exudation    None										
<b>Blast (Relative to TNT):</b>  Air: Peak Pressure Impulse Energy  Air, Confined: Impulse  Under Water: Peak Pressure Impulse Energy  Underground: Peak Pressure Impulse Energy	<b>Qualitative Solubilities</b> <u>at Room Temperature:</u>  <table border="0"> <thead> <tr> <th style="text-align: left;"><u>Solvent</u></th> <th style="text-align: left;"><u>Solubility</u></th> </tr> </thead> <tbody> <tr> <td>Acetone</td> <td>Readily soluble</td> </tr> <tr> <td>Chloroform</td> <td>Moderately soluble</td> </tr> <tr> <td>Alcohol</td> <td>Sparingly soluble</td> </tr> <tr> <td>Water</td> <td>Insoluble</td> </tr> </tbody> </table>	<u>Solvent</u>	<u>Solubility</u>	Acetone	Readily soluble	Chloroform	Moderately soluble	Alcohol	Sparingly soluble	Water	Insoluble
	<u>Solvent</u>	<u>Solubility</u>									
	Acetone	Readily soluble									
	Chloroform	Moderately soluble									
Alcohol	Sparingly soluble										
Water	Insoluble										
<b>Compatibility with Metals:</b> Wet: Does not attack iron, steel, copper or br ss.											
<b>Heat of:</b> Combustion, cal/gm                                  (a)                  2554											
Burning Rate:    (b) cm/sec    0.65											

AMCP 706-177

Trinitro TriazidobenzenePreparation: (e)

Aniline is chlorinated to form trichloroaniline. The amino group is eliminated by the diazo reaction. The resulting *m*-trichlorobenzene is nitrated. This nitration is carried out by dissolving the material in warm 3% oleum, adding strong nitric acid, and heating to 140°-150°C until no trinitro trichlorobenzene (melting point 187°C) precipitates (Ref f). The chlorine groups are then replaced by azo groups. This is accomplished by adding an acetone solution of the trinitro trichlorobenzene, or better, and powdered substance alone, to an actively stirred solution of sodium azide in alcohol. The precipitated trinitro triazidobenzene is collected on a filter, washed with alcohol, water and dried. It may be purified by dissolving in chloroform, allowing the solution to cool, and collecting the greenish yellow crystals (melting point 131°C with decomposition).

Origin:

This initiating explosive was first prepared in 1923 by Turek who also perfected its manufacture.

References:<sup>81</sup>

- (a) S. Half, Tests of Explosive Compounds Submitted by Arthur D. Little, Inc., PATR 1750, 24 October 1949.
- (b) A. F. Belyaeva and A. E. Belyaeva CR a.s. USSR 52, 503-505 (1946) Chemical Abstracts 41, 4310.
- A. E. Belyaeva and A. F. Belyaeva, Doklady Akad Nauk. USSR 56, 491-494 (1947).
- (c) French Patent 893,941, 14 November 1944 (Chemical Abstracts 47, 8374).
- (d) A. D. Yoffe, "Thermal Decomposition and Explosion of Azides," Proc. Roy Soc A208, 188-199 (1951).
- (e) T. L. Davis, The Chemistry of Powder and Explosives, John Wiley and Sons, Inc., New York (1943), p. 436.
- (f) O. Turek, Chim et Ind 26, 781 (1931); German Patent 498,050; British Patent 298,981.

<sup>81</sup>See footnote 1, page 10.

Tripentaerythritol Octanitrate (TPEON)

AMCP 706-177

<b>Composition:</b> % C 24.6 H 3.3 N 15.3 O 56.8  $\begin{array}{c} \text{CH}_2\text{ONO}_2 \quad \text{CH}_2\text{ONO}_2 \quad \text{CH}_2\text{ONO}_2 \\   \quad   \quad   \\ \text{O}_2\text{NOCCH}_2\text{OCH}_2\text{OCH}_2\text{OCH}_2\text{OCH}_2\text{OCH}_2\text{ONO}_2 \\   \quad   \quad   \\ \text{CH}_2\text{ONO}_2 \quad \text{CH}_2\text{ONO}_2 \quad \text{CH}_2\text{ONO}_2 \end{array}$ C/H Ratio 0.45	<b>Molecular Weight:</b> (C <sub>15</sub> H <sub>24</sub> N <sub>8</sub> O <sub>26</sub> ) 732
	<b>Oxygen Balance:</b> CO <sub>2</sub> % -35 CO % -2.2
	<b>Density:</b> gm/cc Crystal 1.58
	<b>Melting Point:</b> °C 82 to 84
<b>Impact Sensitivity, 1 Kg Wt:</b> Bureau of Mines Apparatus, cm Sample Wt 20 mg Picatinny Arsenal Apparatus, in. Sample Wt, mg 9 24	<b>Freezing Point:</b> °C
	<b>Boiling Point:</b> °C
	<b>Refractive Index, n<sub>D</sub><sup>20</sup></b> n <sub>D</sub> <sup>20</sup> n <sub>D</sub> <sup>20</sup>
<b>Friction Pendulum Test:</b> Steel Shoe Unaffected Fiber Shoe Unaffected	<b>Vacuum Stability Test:</b> cc/40 Hrs, at 90°C ----- 100°C Pure 2.45 120°C Specially purified 1.94 135°C 150°C
<b>Rifle Bullet Impact Test:</b> Trials % Explosions Particles Burned Unaffected	<b>200 Gram Bomb Sand Test:</b> Sand, gm 58.9
<b>Explosion Temperatures:</b> °C Seconds, 0.1 (nc cap used) --- 1 --- 5 225 10 15 20	<b>Sensitivity to Initiation:</b> Minimum Detonating Charge, gm Mercury Fulminate ----- Lead Azide 0.30 Tetryl -----
<b>75°C International Heat Test:</b> % Loss in 48 Hrs	<b>Ballistic Mortar, % TNT:</b>
	<b>Trawl Test, % TNT:</b>
<b>100°C Heat Test:</b> % Loss, 1st 48 Hrs 1.15 % Loss, 2nd 48 Hrs 0.75 Explosion in 100 Hrs None	<b>Plate Dent Test:</b> Method Condition Confined Density, gm/cc Brisance, % TNT
<b>Flammability Index:</b>	<b>Detonation Rate:</b> Confinement None Condition Pressed Charge Diameter, in. 0.5 Density, gm/cc 1.56 Rate, meters/second 7650
<b>Hygroscopicity:</b> %	
<b>Volatility:</b>	

AMCP 706-177

Tripentaerythritol Octanitrate (TPEON)

<b>Bester Sensitivity Test:</b> Condition Tetryl, gm Wax, in. for 50% Detonation Wax, gm Density, gm/cc	<b>Decomposition Equation:</b> Oxygen, atoms/sec (Z/sec) Heat, kilocalorie/mole ( $\Delta H$ , kcal/mol) Temperature Range, °C Phase
<b>Heat of:</b> Combustion, cal/gm Explosion, cal/gm Gas Volume, cc/gm Formation, cal/gm Fusion, cal/gm	<b>Armor Plate Impact Test:</b>  60 mm Mortar Projectile: 50% Inert, Velocity, ft/sec Aluminum Fineness  <b>500-lb General Purpose Bomb:</b>  Plate Thickness, inches  1 1 1/4 1 1/2 1 3/4
<b>Specific Heat:</b> cal/gm/°C <b>Specific Impulse:</b> 1b-sec/lb (calculated)	
<b>Burning Rate:</b> cm/sec	<b>Bomb Drop Test:</b>  <b>T7, 2000-lb Semi-Armor-Piercing Bomb vs Concrete:</b>  Max Safe Drop, ft  <b>500-lb General Purpose Bomb vs Concrete:</b>  Height, ft Trials Unaffected Low Order High Order  <b>1000-lb General Purpose Bomb vs Concrete:</b>  Height, ft Trials Unaffected Low Order High Order
<b>Thermal Conductivity:</b> cal/sec/cm/°C	
<b>Coefficient of Expansion:</b> Linear, %/°C  Volume, %/°C	
<b>Hardness, Mohs' Scale:</b>	
<b>Young's Modulus:</b> E', dynes/cm <sup>2</sup> E, lb/inch <sup>2</sup> Density, gm/cc	
<b>Compressive Strength:</b> lb/inch <sup>2</sup>	
<b>Vapor Pressure:</b> °C                      mm Mercury	

Tripentaerythritol Octanitrate (TPBON)

AMCP 706-177

<b>Fragmentation Test:</b>  <b>90 mm HE, M71 Projectile, Lot WC-91:</b> Density, gm/cc Charge Wt, lb  <b>Total No. of Fragments:</b> For TNT For Subject HE  <b>3 inch HE, M42A1 Projectile, Lot KC-S:</b> Density, gm/cc Charge Wt, lb  <b>Total No. of Fragments:</b> For TNT For Subject HE	<b>Shaped Charge Effectiveness, TNT = 100:</b>  Glass Cones    Steel Cones Hole Volume Hole Depth																											
	<b>Color:</b> White																											
	<b>Principal Uses:</b> High explosive and as possible plasticizer for nitrocellulose																											
	<b>Method of Loading:</b> Cast or pressed																											
<b>Fragment Velocity: ft/sec</b> At 9 ft At 25½ ft Density, gm/cc	<b>Loading Density: gm/cc</b> Pressed at 60,000 psi    1.565																											
	<b>Storage:</b>  Method    Dry  Hazard Class (Quantity-Distance)  Competibility Group  Exudation    None																											
<b>Blast (Relative to TNT):</b>  <b>Air:</b> Peak Pressure Impulse Energy  <b>Air, Confined:</b> Impulse  <b>Under Water:</b> Peak Pressure Impulse Energy  <b>Underground:</b> Peak Pressure Impulse Energy	<b>Hygroscopicity, Gain or Loss in Wt, %:</b>  <table border="1"> <thead> <tr> <th rowspan="2">Time, Hrs</th> <th colspan="3">% RH at 30°C</th> </tr> <tr> <th>40</th> <th>70</th> <th>90</th> </tr> </thead> <tbody> <tr> <td>24</td> <td>-0.008</td> <td>+0.01</td> <td>+0.01</td> </tr> <tr> <td>48</td> <td>-0.02</td> <td>-0.01</td> <td>+0.02</td> </tr> <tr> <td>144</td> <td>-0.04</td> <td>-0.03</td> <td>-0.02</td> </tr> <tr> <td>192</td> <td>-0.04</td> <td>-0.02</td> <td>-----</td> </tr> <tr> <td>216</td> <td>-0.004</td> <td>-0.01</td> <td>+0.03</td> </tr> </tbody> </table>	Time, Hrs	% RH at 30°C			40	70	90	24	-0.008	+0.01	+0.01	48	-0.02	-0.01	+0.02	144	-0.04	-0.03	-0.02	192	-0.04	-0.02	-----	216	-0.004	-0.01	+0.03
	Time, Hrs		% RH at 30°C																									
		40	70	90																								
24	-0.008	+0.01	+0.01																									
48	-0.02	-0.01	+0.02																									
144	-0.04	-0.03	-0.02																									
192	-0.04	-0.02	-----																									
216	-0.004	-0.01	+0.03																									
<b>Solubility:</b>  <table border="1"> <thead> <tr> <th>Solvent</th> <th>Solubility</th> </tr> </thead> <tbody> <tr> <td>Water</td> <td>Insoluble</td> </tr> <tr> <td>Alcohol</td> <td>Soluble</td> </tr> <tr> <td>Chloroform</td> <td>Soluble</td> </tr> <tr> <td>Acetone, hot</td> <td>Very soluble</td> </tr> <tr> <td>Benzene, hot</td> <td>Very soluble</td> </tr> </tbody> </table>	Solvent	Solubility	Water	Insoluble	Alcohol	Soluble	Chloroform	Soluble	Acetone, hot	Very soluble	Benzene, hot	Very soluble																
Solvent	Solubility																											
Water	Insoluble																											
Alcohol	Soluble																											
Chloroform	Soluble																											
Acetone, hot	Very soluble																											
Benzene, hot	Very soluble																											

AMCP 706-177

Tripentaerythritol Octanitrate (TPEON)

Compatibility With Other High Explosives:

100°C Vacuum Stability Test:

	NTN	PETN	RDX	TPBON
ml gas/40 hrs, 5 gm sample	0.14	2.15	0.39	2.45
ml gas/40 hrs, 5 gm sample of 50/50, TPEON/HE	1.89	1.71	2.32	—

Dipentaerythritol Hexanitrate (DPEHN)-TPEON Fusions:

% TPEON	% DPEHN	Solidification Time, Days	MP, °C
100	0	—	83
95	5	3	68
90	10	3	69
80	20	5	73
50	50	30	60 (Eutectic)
20	80	5	63
10	90	3	69
0	100	—	73

Preparation:

(a)

Twenty grams (0.054 mol) of nitration grade tripentaerythritol (TPE) (99% minimum purity) were slowly added, with stirring, to 160 gm (2.55 mol) of 99% nitric acid at a temperature of -25° to 0°C. On equivalent weight basis, this quantity of 99% nitric acid corresponds to an excess of 6.3 times the TPE used. After addition of the TPE, the reaction mixture was stirred for about one hour at 0° to 5°C and poured into eight times its volume of cracked ice. The product, when allowed to stand overnight, was crushed under water; filtered with suction; and washed copiously with water. It was then treated twice with about 5 times its weight of a 1% ammonium carbonate solution, stirred for several hours, filtered and washed with water until the final washings were neutral to litmus. The final product was washed successively with 50 cc each of ethanol and ether. The material dried in air weighed 37.8 gm or 96% of theory based on TPE. It had a melting range of 71° to 74°C. Crystallization of the crude TPEON from chloroform was found to be the most suitable method of obtaining pure TPEON.

Origin:

TPEON prepared by the reaction of tripentaerythritol and 99% nitric acid at 0° to 10°C was reported by Wyler in 1945 (J. A. Wyler to Trojan Powder Company: U.S. Patent 2,389, 228, 20 November 1945).



Tripentaerythritol Octanitrate (TPEON)

AMCP 706-177

References:<sup>82</sup>

- (a) J. J. LaMonte, H. J. Jackson, E. Livingston, L. E. Silberman and M. M. Jones, The Preparation and Explosive Properties of Tripentaerythritol Octanitrate, PATR No. 2490, 1958.
- (b) K. Namba, J. Yamashita and S. Tanaka, "Pentaerythritol Tetranitrate," J Ind Explosives Soc (Japan) 15, 282-9 (1954); CA 49, 11283 (1955).
- (c) S. D. Brewer and H. Henkin, The Stability of PETN and Pentolite, OSRD Report No. 1414.
- (d) E. Berlow, R. H. Barth and J. E. Snow, The Pentaerythritols, ACS Monograph No. 136, Reinhold Publishing Corporation, New York, 1958.

<sup>82</sup>See footnote 1, page 10.

AMCP 706-177

Tritonal, 80/20

<b>Composition:</b>		<b>Molecular Weight:</b> 81	
%		<b>Oxygen Balance:</b>	
TNT	80	CO <sub>2</sub> %	-77
Aluminum	20	CO %	-38
<b>C/H Ratio</b>		<b>Density: gm/cc</b>	Cast 1.72
		<b>Melting Point: °C</b>	
		<b>Freezing Point: °C</b>	
<b>Impact Sensitivity, 2 Kg Wt:</b>		<b>Boiling Point: °C</b>	
Bureau of Mines Apparatus, cm	85	<b>Refractive Index, n<sub>D</sub><sup>20</sup></b>	
Sample Wt 20 mg		n <sub>D</sub> <sup>20</sup>	
Picotinny Arsenal Apparatus, in.	13	n <sub>D</sub> <sup>20</sup>	
Sample Wt, mg	16		
<b>Friction Pendulum Test:</b>		<b>Vacuum Stability Test:</b>	
Steel Shoe	Unaffected	cc/40 hrs, at	
Fiber Shoe	Unaffected	90°C	
<b>Rifle Bullet Impact Test:</b>		100°C 0.1	
Trials	%	120°C 0.2	
Explosions	60	135°C --	
Partials	0	150°C 0.8	
Burned	0	<b>200 Gram Bomb Sand Test:</b>	
Unaffected	40	Sand, gm	
<b>Explosion Temperature:</b>		<b>Sensitivity to Initiation:</b>	
Seconds, 0.1 (no cap used)	610	Minimum Detonating Charge, gm	
1	520	Mercury Fulminate	
5 Decomposes	470	Lead Azide 0.20	
10	465	Tetryl 0.10	
15		<b>Ballistic Mortar, % TNT: (a)</b> 124	
20		<b>Tressal Test, % TNT: (b)</b> 125	
<b>75°C International Heat Test:</b>		<b>Plate Dent Test: (c)</b>	
% Loss in 48 Hrs		Method B	
<b>100°C Heat Test:</b>		Condition Cast	
% Loss, 1st 48 Hrs		Confined No	
% Loss, 2nd 48 Hrs		Density, gm/cc 1.75	
Explosion in 100 Hrs		Brisance, % TNT 93	
<b>Flammability Index:</b> 100		<b>Detonation Rate:</b>	
<b>Hygroscopicity: %</b> 30°C, 90% RH 0.00		Confinement None None	
<b>Volatility:</b>		Condition Cast Pressed	
		Charge Diameter, in. 1.0 1.0	
		Density, gm/cc 1.71 1.72	
		Rate, meters/second 6475 6700	

Tritonal, 80/20

AMCP 706-177

<b>Brester Sensitivity Test: (d)</b> Condition Cast Tetryl, gm 100 Wax, in. for 50% Detonation 0.58 Wax, gm Density, gm/cc 1.75	<b>Decomposition Equation:</b> Oxygen, atoms/sec (Z/sec) Heat, kilocalorie/mole (ΔH, kcal/mol) Temperature Range, °C Phase																									
<b>Heat of: (c)</b> Combustion, cal/gm 4480 Explosion, cal/gm 1770 Gas Volume, cc/gm Formation, cal/gm Fusion, cal/gm	<b>Armor Plate Impact Test: (e)</b>  <b>60 mm Mortar Projectile:</b> 50% Inert, Velocity, ft/sec 509 >1100 Aluminum Fineness 100 12  <b>500-lb General Purpose Bombs:</b>  <table border="1"> <thead> <tr> <th>Plate Thickness, inches</th> <th>Trials</th> <th>% Inert</th> </tr> </thead> <tbody> <tr> <td>1</td> <td>0</td> <td></td> </tr> <tr> <td>1¼</td> <td>6</td> <td>100</td> </tr> <tr> <td>1½</td> <td>6</td> <td>33</td> </tr> <tr> <td>1¾</td> <td>0</td> <td></td> </tr> </tbody> </table>	Plate Thickness, inches	Trials	% Inert	1	0		1¼	6	100	1½	6	33	1¾	0											
Plate Thickness, inches	Trials	% Inert																								
1	0																									
1¼	6	100																								
1½	6	33																								
1¾	0																									
<b>Specific Heat: cal/gm/°C (b)</b> At -5°C 0.23  Density, gm/cc 1.74 At 20°C 0.31																										
<b>Burning Rate:</b> cm/sec																										
<b>Thermal Conductivity:</b> cal/sec/cm/°C (b) $11 \times 10^{-4}$ Density, gm/cc 1.73																										
<b>Coefficient of Expansion:</b> Linear, %/°C  Volume, %/°C																										
<b>Hardness, Mohs' Scale:</b>																										
<b>Young's Modulus: (b)</b> E', dynes/cm <sup>2</sup> $6.67 \times 10^{10}$ E, lb/inch <sup>2</sup> $0.97 \times 10^6$ Density, gm/cc 1.72																										
<b>Compressive Strength: lb/inch<sup>2</sup> (b)</b> 2340 Density, gm/cc 1.75																										
<b>Vapor Pressure:</b> °C            mm Mercury																										
	<b>Scrub Drop Test: (e)</b>  <b>T7, 2000-lb Semi-Arm.-Piercing Bomb vs Concrete:</b>  Max Safe Drop, ft  <b>500-lb General Purpose Bomb vs Concrete:</b>  <table border="1"> <thead> <tr> <th>Height, ft</th> <th>Seal 4,000</th> <th>Seal 5,000</th> </tr> </thead> <tbody> <tr> <td>Trials</td> <td>34</td> <td>14</td> </tr> <tr> <td>Unaffected</td> <td>32</td> <td>14</td> </tr> <tr> <td>Low Order</td> <td>0</td> <td>0</td> </tr> <tr> <td>High Order</td> <td>2</td> <td>0</td> </tr> </tbody> </table> <b>1000-lb General Purpose Bomb vs Concrete:</b>  <table border="1"> <thead> <tr> <th>Height, ft</th> <th>Seal 5,000</th> </tr> </thead> <tbody> <tr> <td>Trials</td> <td>24</td> </tr> <tr> <td>Unaffected</td> <td>23</td> </tr> <tr> <td>Low Order</td> <td>0</td> </tr> <tr> <td>High Order</td> <td>1</td> </tr> </tbody> </table>	Height, ft	Seal 4,000	Seal 5,000	Trials	34	14	Unaffected	32	14	Low Order	0	0	High Order	2	0	Height, ft	Seal 5,000	Trials	24	Unaffected	23	Low Order	0	High Order	1
Height, ft	Seal 4,000	Seal 5,000																								
Trials	34	14																								
Unaffected	32	14																								
Low Order	0	0																								
High Order	2	0																								
Height, ft	Seal 5,000																									
Trials	24																									
Unaffected	23																									
Low Order	0																									
High Order	1																									

AMCP 706-177

Tritonal, 80/20

<b>Fragmentation Test:</b>  <b>90 mm HE, M71 Projectile, Lot WC-91:</b> Density, gm/cc 1.71 Charge Wt, lb 2.272  <b>Total No. of Fragments:</b> For TNT 703 For Subject HE 616  <b>3 inch HE, M42A1 Projectile, Lot KC-5:</b> Density, gm/cc 1.75 Charge Wt, lb 0.914  <b>Total No. of Fragments:</b> For TNT 514 For Subject HE 485		<b>Shaped Charge Effectiveness, TNT = 100:</b>  Glass Cones    Steel Cones Hole Volume Hole Depth	
		<b>Color:</b> Gray	
		<b>Principal Use:</b> GP bombs	
		<b>Method of Loading:</b> Cast	
		<b>Loading Density:</b> gm/cc 1.65-1.72	
<b>Fragment Velocity: ft/sec</b> At 9 ft 2460 At 25½ ft 2380 Density, gm/cc 1.72		<b>Storage:</b>  <b>Method:</b> Dry  <b>Hazard Class (Quantity-Distance):</b> Class 9  <b>Compatibility Group:</b> Group I  <b>Exudation:</b>	
<b>Blast (Relative to TNT):</b> (f)		<b>Preparation:</b>  Tritonal is prepared by adding TNT and aluminum separately to a steam-jacketed melt kettle equipped with a stirrer. Heating of the kettle and mixing of the ingredients are continued until all the TNT is melted. When the viscosity of the mixture is considered satisfactory (about 85°C), the tritonal is poured into projectiles or bombs the same as TNT.	
<b>Air:</b> Peak Pressure 110 Impulse 115 Energy 119			
<b>Air, Confined:</b> Impulse 130			
<b>Under Water:</b> Peak Pressure 105 Impulse 118 Energy 119			
<b>Underground:</b> Peak Pressure 117 Impulse 127 Energy 136			

Tritonal, 80/20

AMCP 706-177

Origin:

The Addition of aluminum to increase the power of explosives was proposed by Escales in 1899 and patented by Roth in 1900 (German Patent 172,327). Some recent studies, directed towards establishment of the optimum amount of aluminum in the TNT/Aluminum system, have shown that (1) the blast effect increases to a maximum when the aluminum content is 30% (Ref g); the brisance, as measured by the Sand Test, passes through a maximum at about 17% aluminum (Ref h); in Fragmentation Tests, no maximum is observed, additions of aluminum causing a decrease in efficiency over the entire range from 0% to 70% aluminum (Ref i); and (4) the rate of detonation of cast charges is continuously decreased by additions of aluminum up to 40% (Ref j). For all practical purposes it is concluded that the addition of 18% to 20% aluminum to TNT improves its performance to a maximum. This conclusion is in agreement with that of British workers who measured performance of aluminized TNT-mixtures based on extensive Lead Block Test data (Ref k).

Tritonal, consisting of 80% TNT and 20% aluminum, was developed and standardized in the United States during World War II for use in bombs.

References:<sup>83</sup>

- (a) L. C. Smith and E. H. Eyster, Physical Testing of Explosives, Part III, Miscellaneous Sensitivity Tests, Performance Tests, OSRD Report No. 5746, 27 December 1945.
- (b) Philip C. Keenan and Dorothy Pipes, Table of Military High Explosives, Second Revision, NAVORD Report No. 87-46, 26 July 1946.
- (c) D. P. MacDougall, Methods of Physical Testing, OSRD Report No. 803, 11 August 1942.
- (d) L. C. Smith and S. R. Walton, A Consideration of RDX/Wax Mixtures as a Substitute for Tetryl in Boosters, WOL Memo 10,303, 15 June 1949.
- (e) Committee of Div 2 and 8, NDRC, Report on HBX and Tritonal, OSRD No. 5406, 31 July 1945.
- (f) W. R. Tomlinson, Jr., Blast Effects of Bomb Explosives, PA Tech Div Lecture, 9 April 1948.
- (g) W. B. Kennedy, R. F. Arentzen and C. W. Tait, Survey of the Performance of TNT/Al on the Basis of Air-Blast Pressure and Impulse, OSRD Report No. 4649, Division 2, Monthly Report No. AES-6, 25 January 1945.
- (h) W. R. Tomlinson, Jr., Develop New High Explosive Filler for AP Shot, PATR No. 1290, First Progress Report, 19 May 1943.
- (i) W. R. Tomlinson, Jr., Develop New High Explosive Filler for AP Shot, PATR No. 1380, Second Progress Report, 12 January 1944.
- (j) L. S. Wise, Effect of Aluminum on the Rate of Detonation of TNT, PATR No. 1550, 26 July 1945.
- (k) Armament Research Dept, The Effect of Aluminum on the Power of Explosives, British Report AC-6437, May 1944 (Explosives Report 577/44).

<sup>83</sup>See footnote 1, page 10.

AMCP 706-177

Tritonal, 80/20

(1) Also see the following Picatinny Arsenal Technical Reports on Tritonal:

<u>0</u>	<u>3</u>	<u>4</u>	<u>5</u>	<u>6</u>	<u>7</u>	<u>8</u>
1530	1693	1444	1635	1956	1737	2138
1560	2353				2127	
2010						

Veltex No. 448\*

AMCP 706-177

<b>Composition:</b>		<b>Molecular Weight:</b>	261
%		<b>Oxygen Balance:</b>	
HMX	70.0	CO <sub>2</sub> %	-26
Nitrocellulose (13.15% N)	15.0	CO %	-0.5
Nitroglycerin	10.7	<b>Density: gm/cc</b>	Pressed 1.72
2-Nitrodiphenylamine	1.3	<b>Melting Point: °C</b>	
Triacetin	3.0	<b>Freezing Point: °C</b>	
C/H Ratio		<b>Boiling Point: °C</b>	
<b>Impact Sensitivity, 2 Kg Wt:</b>		<b>Refractive Index, n<sub>D</sub><sup>20</sup></b>	
Bureau of Mines Apparatus, cm		n <sub>D</sub> <sup>20</sup>	
Sample Wt 20 mg		n <sub>D</sub> <sup>20</sup>	
Picatinny Arsenal Apparatus, in.		n <sub>D</sub> <sup>20</sup>	
Sample Wt, mg			
<b>Friction Pendulum Test:</b>		<b>Vacuum Stability Test:</b>	
Steel Shoe	Unaffected	cc/40 Hrs, at	
Fiber Shoe	Unaffected	90°C	----
		100°C	1.20
<b>Rifle Bullet Impact Test:</b>	Trials	120°C 29 hours	1.14
Explosions	%	135°C	
Partials		150°C	
Burned		<b>200 Gram Bomb Sand Test:</b>	
Unaffected		Sand, gm	66.4
<b>Explosion Temperature: °C</b>		<b>Sensitivity to Initiation:</b>	
Seconds, 0.1 (1/2 cap used)		Minimum Detonating Charge, gm	
1		Mercury Fulminate	----
5		Lead Azide	0.30
10		Tetryl	----
15		<b>Ballistic Mortar, % TNT:</b>	
20		<b>Tressl Test, % TNT:</b>	
<b>75°C International Heat Test:</b>		<b>Plate Dent Test:</b>	
% Loss in 48 Hrs		Method	
		Condition	
		Confined	
		Density, gm/cc	
		Brisance, % TNT	
<b>90°C Heat Test:</b>		<b>Detonation Rate:</b>	
% Loss, 1st 48 Hrs	0.28	Confinement	
% Loss, 2nd 48 Hrs	1.12	Condition	
Explosion in 100 Hrs	None	Charge Diameter, in.	
		Density, gm/cc	
<b>Flammability Index:</b>		Rate, meters/second (calculated)	
		8500	
<b>Hygroscopicity: %</b>			
<b>Volatility:</b>			

\*See footnote on following page.

AMCP 706-177

Veltex No. 448\*

<b>Booster Sensitivity Test:</b> Condition Tetryl, gm Wax, in. for 50% Detonation Wax, gm Density, gm/cc	<b>Decomposition Equation:</b> Oxygen, atoms/sec (Z/sec) Heat, kilocalorie/mole (ΔH, kcal/mol) Temperature Range, °C Phase
<b>Heat of:</b> Combustion, cal/gm                      2359 Explosion, cal/gm                         1226 Gas Volume, cc/gm Formation, cal/gm Fusion, cal/gm	<b>Armor Plate Impact Test:</b>  <b>60 mm Mortar Projectile:</b> 50% Inert, Velocity, ft/sec Aluminum Fineness  <b>500-lb General Purpose Bomb:</b>  Plate Thickness, inches  1 1¼ 1½ 1¾
<u>Compression at Rupture:</u> $\frac{1}{2}$ 8.26  <u>Work to Produce Rupture:</u> ft-lb/inch <sup>3</sup> 9.62	<b>Bomb Drop Test:</b>  <b>T7, 2000-lb Semi-Armor-Piercing Bomb vs Concrete:</b>  Max Safe Drop, ft  <b>500-lb General Purpose Bomb vs Concrete:</b>  Height, ft Trials Unaffected Low Order High Order  <b>1000-lb General Purpose Bomb vs Concrete:</b>  Height, ft Trials Unaffected Low Order High Order
<b>Burning Rate:</b> cm/sec	
<b>Thermal Conductivity:</b> cal/sec/cm/°C	
<b>Coefficient of Expansion:</b> Linear, %/°C  Volume, %/°C	
<b>Hardness, Mohs' Scale:</b>	
<b>Young's Modulus:</b> E', dynes/cm <sup>2</sup> 0.24 x 10 <sup>10</sup> E, lb/inch <sup>2</sup> 0.35 x 10 <sup>5</sup> Density, gm/cc	
<b>Compressive Strength:</b> lb/inch <sup>2</sup> 2720	
<b>Vapor Pressure:</b> °C                      mm Mercury	
*Name assigned by Dr. Max M. Jones, formerly of PA; based on original development by James H. Veltman.	



Veltex No. 448

AMCP 706-177

<b>Fragmentation Test:</b>  <b>90 mm HE, M71 Projectile, Lot WC-91:</b> Density, gm/cc Charge Wt, lb  <b>Total No. of Fragments:</b> For TNT For Subject HE  <b>3 inch HE, M42A1 Projectile, Lot KC-5:</b> Density, gm/cc Charge Wt, lb  <b>Total No. of Fragments:</b> For TNT For Subject HE	<b>Shaped Charge Effectiveness, TNT = 100:</b>  <table style="width:100%; border:none;"> <tr> <td style="width:50%;"></td> <td style="text-align:center;">Glass Cones</td> <td style="text-align:center;">Steel Cones</td> </tr> <tr> <td>Hole Volume</td> <td></td> <td></td> </tr> <tr> <td>Hole Depth</td> <td></td> <td></td> </tr> </table>		Glass Cones	Steel Cones	Hole Volume			Hole Depth		
		Glass Cones	Steel Cones							
	Hole Volume									
	Hole Depth									
	<b>Color:</b>	Orange								
<b>Principal Uses:</b> High mechanical strength machinable explosive										
<b>Method of Loading:</b>	Pressed									
<b>Fragment Velocity: ft/sec</b> At 9 ft At 25½ ft Density, gm/cc	<b>Loading Density: gm/cc</b> At 6,700 psi <span style="float:right;">1.72</span>									
<b>Blast (Relative to TNT):</b>  <b>Air:</b> Peak Pressure Impulse Energy  <b>Air, Confined:</b> Impulse  <b>Under Water:</b> Peak Pressure Impulse Energy  <b>Underground:</b> Peak Pressure Impulse Energy	<b>Storage:</b>  Method <span style="float:right;">Dry</span>									
	Hazard Class (Quantity-Distance)									
	Compatibility Group									
	Exudation <span style="float:right;">None</span>									
	Machinability <span style="float:right;">Excellent</span>									

AMCP 706-177

Veltex No. 448Preparation:

The preparation of this class of explosive compositions is illustrated by the method used for Veltex No. 448: Place 675 cc of water in a slurry kettle equipped with an agitator. Add 5.85 gm of 2-nitrodiphenylamine and agitate for several minutes to obtain dispersion. Then add 93.7 gm of water-wet nitrocellulose (dry weight 67.5 gm) in small portions. Raise the temperature to 48°C and maintain this temperature, but continue the agitation. A mixture of 48.2 gm of nitroglycerin and 13.5 gm of triacetin is added over a 5-minute period, with the mixing continuing for an additional 10 minutes at 48°C. The HMX (350 gm) is added over a 5-minute period with agitation continued for 30 minutes at 48°C. The slurry is cooled to room temperature and filtered. The filter cake is dried to a moisture content between 8% and 12%. The incorporation of this mix is completed by rolling 50 gm portions at a temperature of approximately 90°C. The finished roll is then preheated on a heat table at 60°C. Increments of 25 gm each are pressed at 6700 psi for four minutes at 71°C. A cylinder is then built up by pressing together four 25 gm increments for a dwell time of 15 minutes.

Origin:

Veltex is the name given to a series of closely related nitrocellulose compositions prepared in 1957 at Picatinny Arsenal by the solventless process used for propellants. These compositions all contain a high percentage of solid high explosive. They were investigated to determine the suitability of the Holtex type explosive developed by Hispano Suiza of Switzerland, France and Spain, but for which the composition was not reported (Ref a). Compositions similar to Veltex No. 448 and containing 60% to 80% HMX, with either nitroglycerin or triethyleneglycol dinitrate as colloid agent for nitrocellulose, have also been prepared. In general these compositions showed lower heat stability than that of conventional high explosive compositions.

Reference:<sup>84</sup>

(a) U.S. Air Intelligence Information Report IR-269-55, Holtex--Hispano Suiza Explosive, 4 May 1955.

<sup>84</sup>See footnote 1, page 10.


AMCP 706-177

(AMCRD-TV)

FOR THE COMMANDER:

OFFICIAL:

CHARLES T. HORNER, JR.  
Major General, USA  
Chief of Staff

  
P. R. HORNE  
Colonel, GS  
Chief, HQ Admin Mgt Ofc

DISTRIBUTION:  
Special

## ENGINEERING DESIGN HANDBOOKS

Listed below are the Handbooks which have been published or are currently under preparation. Handbooks with publication dates prior to 1 August 1962 were published as 20-series Ordnance Corps Pamphlets. AMC Circular 310-38, 19 July 1963, redesignated those publications as 706-series AMC Pamphlets (e.g., ORDP 20-138 was redesignated AMCP 706-138). All new, reprinted, or revised Handbooks are being published as 706-series AMC Pamphlets.

No. AMCP 706-	Title	No. AMCP 706-	Title
100	*Design Guidance for Producibility	201	*Rotorcraft Engineering, Part One, Preliminary Design
104	*Value Engineering	202	*Rotorcraft Engineering, Part Two, Detail Design
106	Elements of Armament Engineering, Part One, Sources of Energy	203	*Rotorcraft Engineering, Part Three, Qualification Assurance
107	Elements of Armament Engineering, Part Two, Ballistics	205	*Timing Systems and Components
108	Elements of Armament Engineering, Part Three, Weapon Systems and Components	210	Fuzes
109	*Tables of the Cumulative Binomial Probabilities	211(C)	Fuzes, Proximity, Electrical, Part One (U)
110	Experimental Statistics, Section 1, Basic Concepts and Analysis of Measurement Data	212(S)	Fuzes, Proximity, Electrical, Part Two (U)
111	Experimental Statistics, Section 2, Analysis of Enumerative and Classificatory Data	213(S)	Fuzes, Proximity, Electrical, Part Three (U)
112	Experimental Statistics, Section 3, Planning and Analysis of Comparative Experiments	214(S)	Fuzes, Proximity, Electrical, Part Four (U)
113	Experimental Statistics, Section 4, Special Topics	215(C)	Fuzes, Proximity, Electrical, Part Five (U)
114	Experimental Statistics, Section 5, Tables	235	*Harzening Weapon Systems Against RF Energy
115	Environmental Series, Part One, Basic Environmental Concepts	239(S)	*Small Arms Ammunition (U)
116	*Environmental Series, Part Two, Basic Environmental Factors	240(S)	Grenades (U)
120	*Criteria for Environmental Control of Mobile Systems	241(S)	*Land Mines (U)
121	**Packaging and Pack Engineering	242	Design for Control of Projectile Flight Characteristics (REPLACES -246)
123	*Hydraulic Fluids	244	Ammunition, Section 1, Artillery Ammunition--General, with Table of Contents, Glossary, and Index for Series
125	Electrical Wire and Cable	245(C)	Ammunition, Section 2, Design for Terminal Effects (U)
127	*Infrared Military Systems, Part One	246	*Ammunition, Section 3, Design for Control of Flight Characteristics (REPLACED BY -242)
128(S)	*Infrared Military Systems, Part Two (U)	247	Ammunition, Section 4, Design for Projection
130	Design for Air Transport and A. drop of Material	248	*Ammunition, Section 5, Inspection Aspects of Artillery Ammunition Design
133	*Maintainability Engineering Theory and Practice	249	Ammunition, Section 6, Manufacture of Metallic Components of Artillery Ammunition
134	Maintainability Guide for Design	250	Guns--General
135	Inventions, Patents, and Related Matters	251	Muzzle Devices
136	Servomechanisms, Section 1, Theory	252	Gun Tubes
137	Servomechanisms, Section 2, Measurement and Signal Converters	255	Spectral Characteristics of Muzzle Flash
138	Servomechanisms, Section 3, Amplification	260	Automatic Weapons
139	Servomechanisms, Section 4, Power Elements and System Design	270	Propellant Actuated Devices
140	Trajectories, Differential Effects, and Data for Projectiles	280	Design of Aerodynamically Stabilized Free Rockets
145	*Dynamics of a Tracking Gimbal System	281(SRD)	Weapon System Effectiveness (U)
150	Interior Ballistics of Guns	282	*Propulsion and Propellants (REPLACED BY -285)
160(S)	Elements of Terminal Ballistics, Part One, Kill Mechanisms and Vulnerability (U)	283	Aerodynamics
161(S)	Elements of Terminal Ballistics, Part Two, Collection and Analysis of Data Concerning Targets (U)	284(C)	Trajectories (U)
162(SRD)	Elements of Terminal Ballistics, Part Three, Application to Missile and Space Targets (U)	285	Elements of Aircraft and Missile Propulsion (REPLACES -287)
165	Liquid-Filled Projectile Design	286	Structures
170(C)	*Armor and Its Application (U)	290(C)	Warheads--General (U)
175	Solid Propellants, Part One	291	Surface-to-Air Missiles, Part One, System Integration
177	Solid Propellants, Part Two (U)	292	Surface-to-Air Missiles, Part Two, Weapon Control
178(C)	*Properties of Explosives of Military Interest, Section 2 (U) (REPLACED BY -177)	293	Surface-to-Air Missiles, Part Three, Computers
179	Explosive Trains	294(S)	Surface-to-Air Missiles, Part Four, Missile Armament (U)
180	*Principles of Explosive Behavior	295(S)	Surface-to-Air Missiles, Part Five, Counter Measures (U)
185	Military Pyrotechnics, Part One, Theory and Application	296	Surface-to-Air Missiles, Part Six, Structures and Power Sources
186	Military Pyrotechnics, Part Two, Safety, Procedures and Glossary	297(S)	Surface-to-Air Missiles, Part Seven, Sample Program (U)
187	Military Pyrotechnics, Part Three, Properties of Materials Used in Pyrotechnic Compositions	327	Fire Control Systems--General
188	*Military Pyrotechnics, Part Four, Design of Ammunition for Pyrotechnic Effects	329	Fire Control Computing System
189	Military Pyrotechnics, Part Five, Bibliography	331	Compensating Elements
190	*Army Weapon System Analysis	335(SRD)	*Design Engineers' Nuclear Effects Manual, Volume I, Munitions and Weapon Systems (U)
191	*System Analysis and Cost-Effectiveness	336(SRD)	*Design Engineers' Nuclear Effects Manual, Volume II, Electronic Systems and Logistical Systems (U)
195	*Development Guide for Reliability, Part One, Introduction, Background, and Planning for Army Materiel Requirements	337(SRD)	*Design Engineers' Nuclear Effects Manual, Volume III, Nuclear Environment (U)
196	*Development Guide for Reliability, Part Two, Design for Reliability	338(SRD)	*Design Engineers' Nuclear Effects Manual, Volume IV, Nuclear Effects (U)
197	*Development Guide for Reliability, Part Three, Reliability Prediction	340	Carriages and Mounts--General
198	*Development Guide for Reliability, Part Four, Reliability Measurement	341	Cradles
199	*Development Guide for Reliability, Part Five, Contracting for Reliability	342	Recoil Systems
200	*Development Guide for Reliability, Part Six, Mathematical Appendix and Glossary	343	Tow Carriages
		344	Ball and Carriages
		345	Equilibators
		346	Elevating Mechanisms
		347	Reversing Mechanisms
		350	Wheeled Amphibians
		355	The Automotive Assembly
		356	Automotive Suspensions
		357	Automotive Bodies and Hulls

\*UNDER PREPARATION--not available      \*\*REVISION UNDER PREPARATION  
 †OBSOLETE--out of stock