

This document is made available through the declassification efforts
and research of John Greenewald, Jr., creator of:

The Black Vault



The Black Vault is the largest online Freedom of Information Act (FOIA)
document clearinghouse in the world. The research efforts here are
responsible for the declassification of hundreds of thousands of pages
released by the U.S. Government & Military.

Discover the Truth at: <http://www.theblackvault.com>

Central Intelligence Agency



Washington, D.C. 20505

31 July 2014

Mr. John Greenwald, Jr.
The Black Vault



Reference: F-2014-01295

Dear Mr. Greenwald:

This is a final response to your 10 April 2014 Freedom of Information Act request for the current **copy of all employee manuals, guides and/or handbooks for the use and operation of the CIA's CREST system**. We processed your request in accordance with the FOIA, 5 U.S.C. § 552, as amended, and the CIA Information Act, 50 U.S.C. § 431, as amended. Our processing included a search for records as described in our 23 April 2014 acceptance letter.

We completed a thorough search for records responsive to your request and located the enclosed four documents, consisting of 127 pages, which we have determined these documents are releasable to you in their entirety. Because you are entitled to the first 100 pages free, and the cost for the remaining pages is minimal, there is no charge for processing your request.

Sincerely,

A handwritten signature in cursive script that reads "Michele Meeks".

Michele Meeks
Information and Privacy Coordinator

Enclosures



UNCLASSIFIED

CREST

(CIA Records Search Tool)

User's Manual

A tool for searching and viewing
records released by
CIA and NGA under
Executive Order 12958 Section 3.3.



Property of U.S. Government
Do Not Remove



August 5, 2008

UNCLASSIFIED

UNCLASSIFIED**NOTICE TO CREST USERS**

The Central Intelligence Agency (CIA) owns and maintains the CIA Records Search Tool (CREST). CREST stores and provides access to U.S. government records released by the CIA and the National Geospatial-Intelligence Agency (NGA).

To ensure optimal system performance and data integrity, CREST automatically collects and stores information on system use. CREST does not record personal information or any information that would identify individual users. Your name will not be recorded. However, the actions you perform while using the system may be.

CREST stores and collects such information as:

- Number of users
- Length of session
- Files viewed
- Files printed
- Search terms used
- Attempts to modify or damage system information
- Attempts to access unauthorized portions of the system

This information is collected to make the system more useful and to identify system performance or problem areas. For example, by monitoring the number of users and session length, the CIA can determine if the number of CREST workstations is adequate to meet user demand.

Other information is collected to determine whether unauthorized activities have been performed or attempted. The CIA monitors CREST use to identify unauthorized attempts to change information or otherwise damage the system. Unauthorized attempts to modify any information stored on the system, to defeat or circumvent security measures, or to use the system for other than its intended purposes *are prohibited and may result in criminal prosecution*. If monitoring reveals evidence of possible criminal activity, such evidence *may be provided to law enforcement personnel*.

**USE OF THE CREST SYSTEM CONSTITUTES EXPRESS CONSENT OF THE
USER TO THE AUTOMATIC COLLECTION OF INFORMATION ON AND
MONITORING OF ALL ACTIONS PERFORMED ON THE SYSTEM.**

UNCLASSIFIED

August 5, 2008

UNCLASSIFIED**Table of Contents**

Purpose.....	1
Background and Amplifying Information	1
Getting Started.....	1
Basic Text Search.....	2
Advanced Text Search with Index Field Search.....	5
Document Index Field Query.....	8
Document Title and Folder Title Queries.....	9
Date Field Query.....	10
Typical Search.....	11
Viewing Search Results.....	12
Sorting Search Results by Index Fields.....	12
Resizing Search Results Columns.....	13
Printing the Search Results (Hit List).....	14
Open Documents for Viewing.....	14
Viewing Documents.....	14
Document Window Toolbar.....	15
Page Navigation.....	16
Shortcuts for Navigating Within a Document	16
Printing Documents.....	17
Viewing More Hits.....	18
Displaying Other Documents in a Folder.....	19
Begin a New Search.....	21
Begin a New Search While Keeping the Previous Search.....	21
Fuzzy Search.....	24
End (Close) Search.....	24

UNCLASSIFIED

August 5, 2008

UNCLASSIFIED

Browsing the CREST Database..... 27
Advanced Field Searches..... 27
Getting Help with CREST..... 27

Appendices:

Appendix A	CREST Contents
Appendix B	Index Fields
Appendix C	Wild Cards
Appendix D	Search Relationship Operators
Appendix E	Hit List Print Instructions
Appendix F	Document Window Toolbar
Appendix G	Fuzzy Search
Appendix H	Browsing the CREST Database
Appendix I	Advanced Field Searches
Appendix J	CREST On-line Help

UNCLASSIFIED

August 5, 2008

UNCLASSIFIED

Purpose

The guide provides instructions on how to use CREST to retrieve released documents. It should satisfy the needs of most researchers. It does not provide instructions for every CREST function. The guide uses annotated screen prints with instructions to proceed from one screen to the next.

Researchers will need to tailor their queries to their needs.

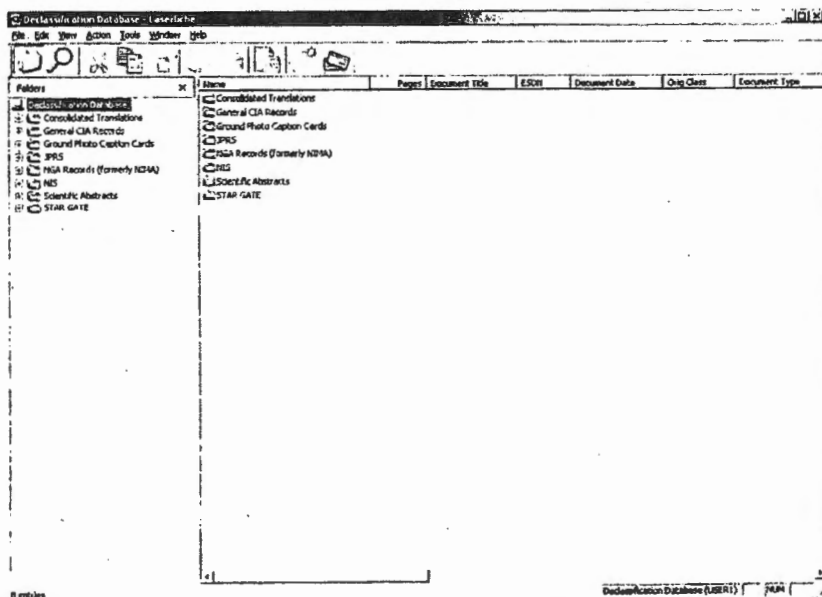
Background and Amplifying Information

The following appendices provide CREST background information or amplifying instructions:

- Appendix A CREST Contents
- Appendix B Index Fields
- Appendix C Wild Cards
- Appendix D Search Relationship Operators
- Appendix E Hit List Print Instructions
- Appendix F Document Window Toolbar
- Appendix G Fuzzy Search
- Appendix H Browsing the CREST Database
- Appendix I Advanced Field Searches
- Appendix J CREST On-line Help

Getting Started

The query starting point is the CREST Main Window.



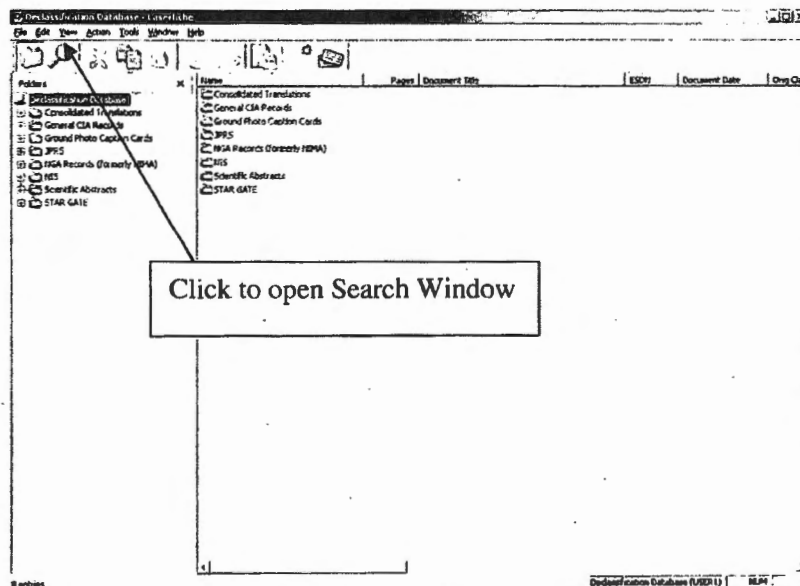
UNCLASSIFIED

Basic Text Search

Basic Text Search is the simplest way to perform a search. However, it is limited to no more than two words or phrases. The advanced text search, which is described later, provides more flexibility. The Basic Text Search can be used with document index field search which is also described later.

There are five modes for a basic text search:

- **Phrase:** Phrase mode allows you to search for a single word or phrase.
- **AND:** AND mode allows you to search for all documents that contain both specified words or phrases. Use the Second phrase field to specify the second word or phrase that must be found in a search result.
- **OR:** OR mode allows you to search for all documents that contain one of two specified words or phrases. Use the Second phrase field to specify a second word or phrase.
- **NOT:** NOT mode allows you to search for all documents that contain the first specified word or phrase, but not the second one. Use the Second phrase field to specify the second word or phrase that cannot be present in a search result.
- **WITHIN:** WITHIN mode allows you to search for all documents that contain both specified words or phrases. In order for a document to qualify as a search result, both words must be found within a specified number of words of each other. Selecting this mode allows you to configure the maximum distance between the first specified word or phrase and the second one. Additionally, it will display the Second phrase field, where you can specify the second word or phrase that must be found in a search result.



UNCLASSIFIED

CREST opens to the Basic Text Search mode:

For Phrase mode

1. Click Phrase, if not already selected.
2. Enter single word or phrase in the phrase box, e.g., India.
3. Click Search.
4. The Search Results Window appears. See Viewing Search Results later for instructions on viewing documents.

For And Mode

1. Click And
2. Enter the search words or phrases as shown, e.g., enter India in Phrase Box and Pakistan in Second Phrase Box
3. Click Search
4. The Search Results Window appears. See Viewing Search Results later for instructions on viewing documents.

UNCLASSIFIED

UNCLASSIFIED

For Or Mode

1. Click Or
2. Enter the search words or phrases as shown , e.g., enter India in Phrase Box and Pakistan in Second Phrase Box
3. Click Search
4. The Search Results Window appears. See Viewing Search Results later for instructions on viewing documents.

For Not Mode

1. Click Not
2. Enter the search words or phrases as shown , e.g., enter India in Phrase Box and Pakistan in Second Phrase Box
3. Click Search
4. The Search Results Window appears. See Viewing Search Results later for instructions on viewing documents.

UNCLASSIFIED

August 5, 2008

UNCLASSIFIED

For Within Mode

1. Click Within.
2. The Within box and Second Phrase box will appear. Specify the number of words within which both words must be found, e.g., 5.
3. Enter the search words or phrases as shown, e.g., enter India in Phrase Box and Pakistan in Second Phrase Box
4. Click Search
5. The Search Results Window appears. See Viewing Search Results later for instructions on viewing documents.

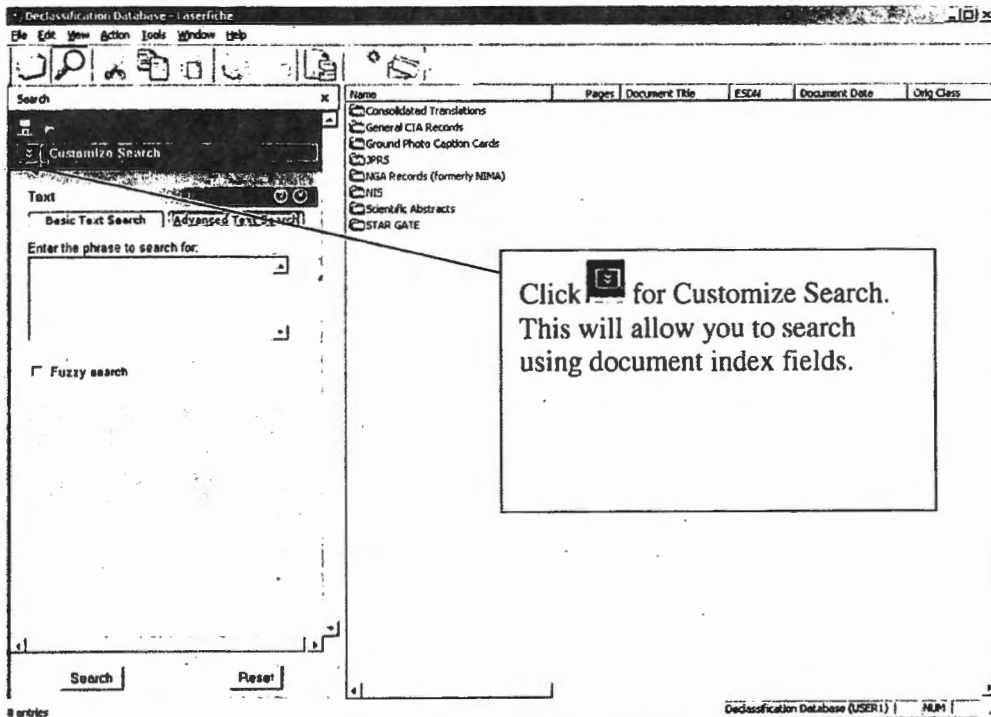
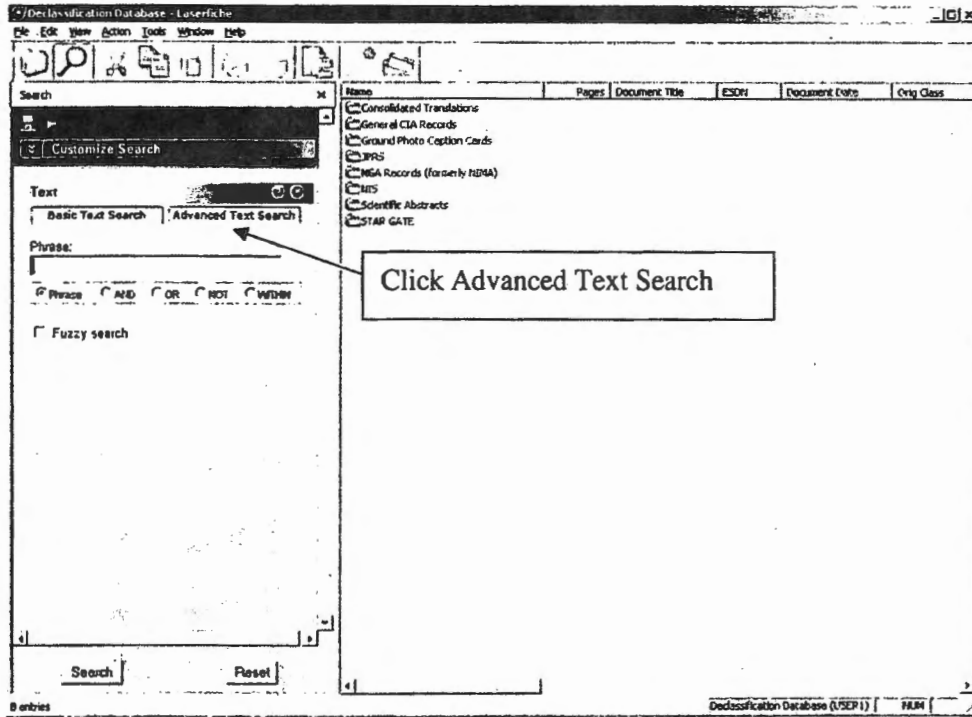
Advanced Text Search with Index Field Search

The Basic Text Search limits researchers because no more than two words or phrases can be used to search for documents. The advanced text search provides a means of searching for documents using three or more words or phrases. In addition, you can search for documents using document index fields. CREST can be searched using only the Advanced Text Search or only the document index fields. The following screens give instructions to search using both the Advanced Text Search and index fields.

UNCLASSIFIED

August 5, 2008

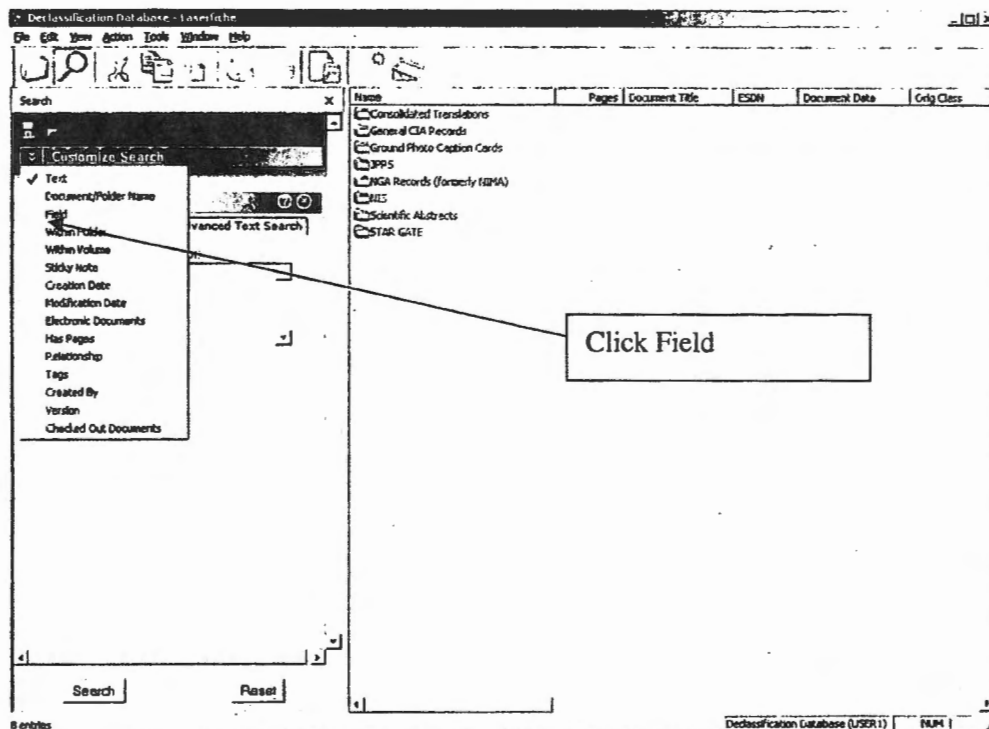
UNCLASSIFIED



UNCLASSIFIED

August 5, 2008

UNCLASSIFIED



The following screen allows researchers to satisfy most query requirements. Searches are not case sensitive. A search for "TrAnspOrtaTion" will produce the same results as a search for "transportation." The two main parts of the screen are:

1. **Word and/or Phrase Search Box.** By entering either words and/or phrases in this box researchers can search for documents containing these words and/or phrases. Words and/or phrases must be separated by the operators described in Appendix D. There is no limit to the number of words and/or phrases that can be used. (**Note:** CREST searches for OCR text of the words and/or phrases. CREST will not produce a hit if the text from the original document did not OCR correctly.)
2. **The Field Search Template.** Appendix B lists the fields that may be searched. Each document in CREST has a number of associated index fields that identify and provide descriptive information about the document. Researchers can limit their search by entering index information in the associated field in the Field Search Template. Researchers need to scroll down in the Field Search Template to expose all available searchable fields as shown in this Appendix B.

Note on Wildcards. Wildcards can be used in both parts of the Main Search Window. Appendix C contains an explanation of Wildcards.

UNCLASSIFIED

August 5, 2008

UNCLASSIFIED

The screenshot shows the 'Declassification Database - User Interface' window. It features a menu bar (File, Edit, View, Action, Tools, Window, Help) and a toolbar. The main search area includes a 'Search' box, a 'Customize Search' button, and a 'Text' input field. Below the text field are options for 'Basic Text Search' and 'Advanced Text Search'. A 'Field' dropdown menu is set to 'Document', with sub-fields for 'Document Title', 'ESDN', 'Document Date', and 'Orig Class'. 'Fuzzy search' is checked. 'Search' and 'Reset' buttons are at the bottom. A status bar at the bottom left shows '0 entries' and the bottom right shows 'Declassification Database (USER1) NUM'.

To search for words and/or phrases, enter the words and/or phrases in this box using the Search Relationship Operators shown in Appendix D. The most common operators are:

Operator	Description	Sample
&	AND	India & Pakistan
	OR	India Pakistan
-	NOT	India - Pakistan

Sample search criteria are:

Search Terms	Results
India & Pakistan	All documents that contain both "India" and "Pakistan"
India Pakistan	All documents that contain either "India" or "Pakistan"
India - Pakistan	All documents that contain "India" but not "Pakistan"
India ^5 Pakistan	All documents that contain "India" and have the word "Pakistan" within 5 words of the word "India"

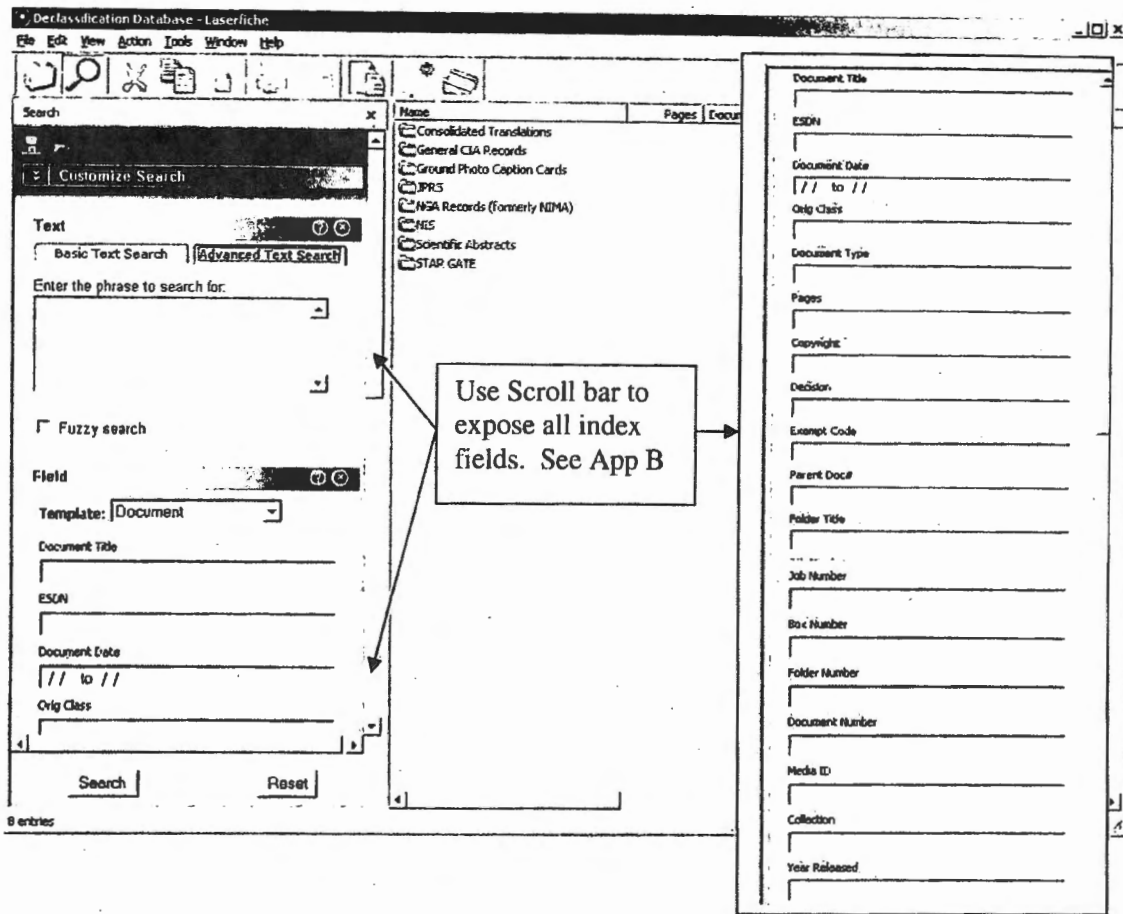
Document Index Field Query

In addition to searching on words and/or phrases researchers can query on the document index fields listed in Appendix B. Querying most index fields is straight forward using the field descriptions given at Appendix B. The search criteria must be entered in the field search box using the format shown in Appendix B.

UNCLASSIFIED

August 5, 2008

UNCLASSIFIED



Document Title and Folder Title Queries

The Document Title and Folder Title queries require special attention and are limited by the CREST software. For best results, use the wildcard "*" when querying on the *Document Title* and *Folder Title*. For example, if you are looking for all documents with the word "India" in the title, you must use "*India*" in the field *Document Title*. Otherwise, the resulting hit list will not include all documents with the word "India" in it.

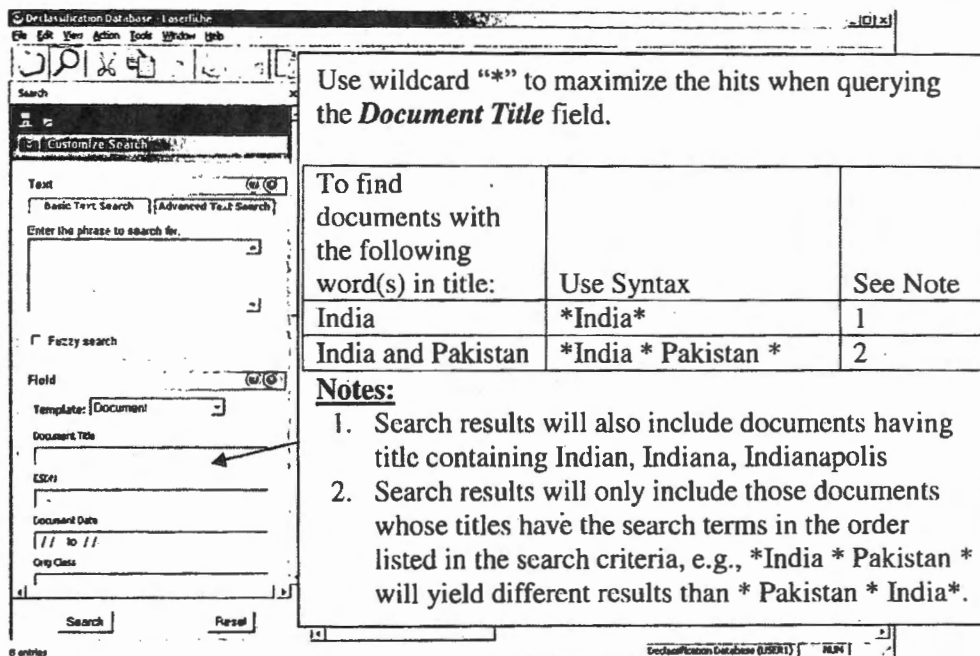
Caution: Using more than one word in the Document Title Field is not recommended. Using more than one word will result in hits in which the title contains the words in the sequence searched. For example, *India * Pakistan* will produce different hits than *Pakistan * India*.

The following screen provides instructions for querying the *Document Title* field. The same logic applies to *Folder Title* queries.

UNCLASSIFIED

August 5, 2008

UNCLASSIFIED



Use wildcard "*" to maximize the hits when querying the *Document Title* field.

To find documents with the following word(s) in title:	Use Syntax	See Note
India	*India*	1
India and Pakistan	*India * Pakistan *	2

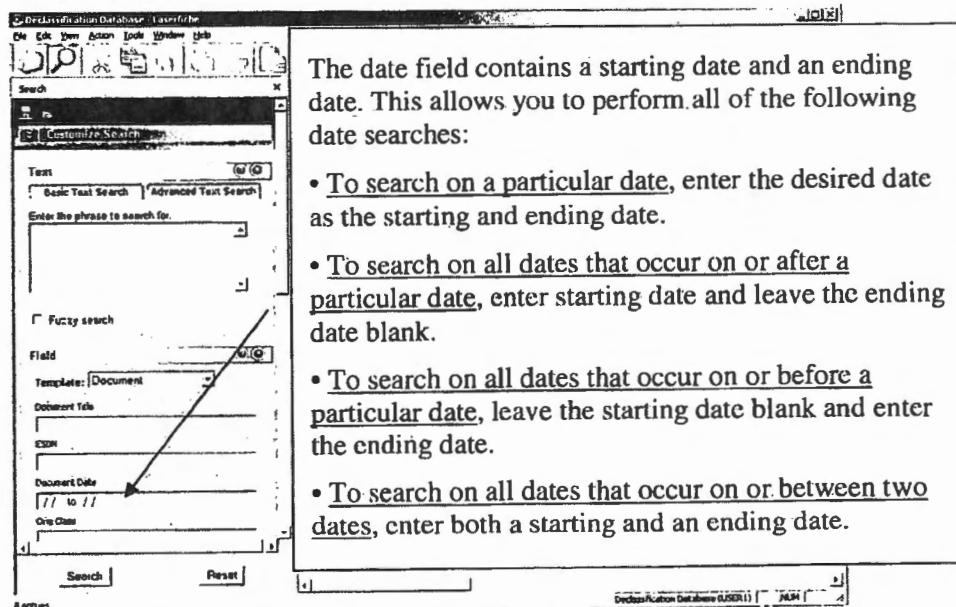
Notes:

1. Search results will also include documents having title containing Indian, Indiana, Indianapolis
2. Search results will only include those documents whose titles have the search terms in the order listed in the search criteria, e.g., *India * Pakistan * will yield different results than * Pakistan * India*.

Date Field Query

Also, special instructions are needed to query the *Date* field.

The following screen provides instructions for querying the *Date* field.



The date field contains a starting date and an ending date. This allows you to perform all of the following date searches:

- To search on a particular date, enter the desired date as the starting and ending date.
- To search on all dates that occur on or after a particular date, enter starting date and leave the ending date blank.
- To search on all dates that occur on or before a particular date, leave the starting date blank and enter the ending date.
- To search on all dates that occur on or between two dates, enter both a starting and an ending date.

UNCLASSIFIED

August 5, 2008

UNCLASSIFIED

Typical Search


The following sequence of screens show a typical search sequence.

The screenshot shows a search window titled "Search Results - Laserfiche". The search criteria are as follows:

- Text:** "Indie & Pakistan" (Callout: Document text contains the words "India" and "Pakistan".)
- Field:** "Document" (Callout: Document Title contains "Chinese" and "Communist" in that order.)
- Document Date:** "01/01/1950 to 12/31/1965" (Callout: Document was created between January 1, 1950 and December 31, 1965.)
- Action:** "Search" button (Callout: Then click Search)

At the bottom of the window, it displays: "Found: 13 document(s), 563 hit(s)".

After Search is clicked CREST will indicate that it is searching for documents that meet the search criteria by displaying the following dialog box:



UNCLASSIFIED

Viewing Search Results

When CREST finishes searching, any documents meeting the search criteria will be presented as a hit list in the Search Results Window.

The Search Results Window shows the number of documents that meet the search criteria and the number of times the word and/or phrase (text) appears in the hit documents.

There are two panes located on the right of the window. The top pane displays the documents meeting the search criteria. The bottom pane displays the actual "hit" (criterion met) for the highlighted document in the top pane. The bottom pane also shows the page on which the hit is found. (Note: Hits are displayed in the bottom pane only for text searches.)

Search Results - Laserfiche

File Edit View Action Tools Window Help

Index fields, See Appendix B
Count = Text hits in document

1. Documents meeting search criteria with associated index fields

2. To highlight document click on document once

Field

Template: Document

Document Title

chinese "communist"

Number of document hits and number of text hits in document hits

Search Reset

Count	Document Title
2	CHINESE COMMUNIST DEVELOPMENT OF AIRFIELDS AND MILITARY ESTABLIS
104	CHINESE COMMUNIST DIPLOMATIC PERSONNEL
165	CHINESE COMMUNIST INTERNATIONAL ACTIVITIES AND CONTACTS
162	CHINESE COMMUNIST INTERNATIONAL ACTIVITIES AND CONTACTS
2	CONSTRUCTION TO BEGIN UNDER CHINESE COMMUNIST CREDIT TO BURMA
2	LITTLE CHANGE IN CHINESE COMMUNIST AGRICULTURAL SITUATION EXPECT
18	AN EXAMINATION OF THE CHARGES OF CHINESE COMMUNIST INVOLVEMENT
2	DECLINE IN CHINESE COMMUNIST EXPORTS OF TIN HELPS FORCE WORLD PR
20	DIA CONTRIBUTION TO USIB MEMORANDUM ON CHINESE COMMUNIST CAPAL
4	1. CHINESE COMMUNIST PROPOSITION TO BURMA ON PRODUCTION OF OIL
29	CHINESE COMMUNIST CAPABILITIES FOR ATTACKING INDIA THROUGH BURM
29	CHINESE COMMUNIST CAPABILITIES FOR ATTACKING INDIA THROUGH BURM
24	CHINESE COMMUNIST CAPABILITIES FOR ATTACKING INDIA THROUGH BURM

Scroll to expose all index fields of hit

For the highlighted document, shows actual "hit" along with the page number on which the hit is found

Found: 13 document(s), 563 hit(s)

Declassification Database (USER1) HUM

Sorting Search Results by Index Fields

The Search Results Windows presents a hit list with columnar headings showing the document index fields. The hit list can be sorted by index values to find a desired document more quickly. Click on the columnar heading to sort the list by that index field. For example, if you want to

UNCLASSIFIED

more easily view documents with an original classification of Top Secret, click on Orig Class. All of documents originally classified Top Secret will be grouped together.

Name	Count	Document Title
CIA-RDP78-00915R000800120001-9	165	CHINESE COMMUNIST INTERNATIONAL ACTIVITIES AND CONTACTS
CIA-RDP78-00915R000800120002-8	162	CHINESE COMMUNIST INTERNATIONAL ACTIVITIES AND CONTACTS
CIA-RDP78-00915R000800090001-3	104	CHINESE COMMUNIST DIPLOMATIC PERSONNEL
CIA-RDP80501499R000100020001-7	23	<Classified> ESTIMATE OF CHINESE COMMUNIST CAPABILITIES FOR ATTACK THROUGH BURM
CIA-RDP8050149		Click Columnar heading to change sort sequence, e.g. Name, Count, Document Title, etc.
CIA-RDP8050149		THROUGH BURM
CIA-RDP8050149		THROUGH BURM
CIA-RDP80501499R000100020020-6	20	DIA CONTRIBUTION TO USIB MEMORANDUM ON CHINESE COMMUNIST CAPAE


Resizing Search Results Columns

The width of each column can be resized. A column's width can be resized to a custom width or to a width relative to the data contained by it. The first method allows the user to determine how wide a particular column should be. Increasing a column's width reveals more document field information. The second method determines column width by finding the largest value assigned to it in the current folder. The column is then resized until the entire value can be viewed.


Column headers can be manually resized by dragging the column header divider. The divider is the line between two columns. The width of the column to the left of the cursor will be adjusted as you drag the divider. As you adjust a column's width, the columns to the right of the cursor will move to compensate for the amount of space gained or lost by resizing the column.

Name	Count	Document Title
CIA-RDP78-00915R000800120001-9	165	CHINESE COMMUNIST INTERNATIONAL ACTIVITIES AND CONTACTS
CIA-RDP78-00915R000800120002-8	162	CHINESE COMMUNIST INTERNATIONAL ACTIVITIES AND CONTACTS
CIA-RDP78-00915R000800090001-3	104	CHINESE COMMUNIST DIPLOMATIC PERSONNEL
CIA-RDP80501499R000100020001-7	23	ESTIMATE OF CHINESE COMMUNIST CAPABILITIES FOR ATTACK THROUGH BURM
CIA-RDP8050149		Columnar header divider
CIA-RDP8050149		THROUGH BURM
CIA-RDP80501499R000100020008-0	29	CHINESE COMMUNIST CAPABILITIES FOR ATTACKING INDIA THROUGH BURM
CIA-RDP80501499R000100020019-8	24	CHINESE COMMUNIST CAPABILITIES FOR ATTACKING INDIA THROUGH BURM
CIA-RDP80501499R000100020020-6	20	DIA CONTRIBUTION TO USIB MEMORANDUM ON CHINESE COMMUNIST CAPAE

To manually resize a column

1. Hover over the column divider in the columnar heading until the cursor's appearance changes to . This indicates that you can resize the column's width.
2. Drag the divider to the left or right until the column has reached the desired size.

To automatically resize a column

1. Hover over the column divider in the columnar heading until the cursor's appearance changes to . This indicates that you can resize the column's width.
2. Double-click the divider. The column's width will be automatically adjusted to fit its contents.

UNCLASSIFIED

UNCLASSIFIED

Printing the Search (Hit List)

Printing the Hit List is not recommended especially if the hit list contains many documents. Appendix E contains instructions for printing the Hit List.

Open Documents for Viewing

The screenshot shows a search results window titled "Search Results - Laverfile". On the left is a "Customize Search" panel with fields for "Field", "Template" (set to "Document"), "Document Title" (containing "chinese *communist*"), "ESDN", "Document Date" (set to "01/01/1950 to 12/31/1965"), and "Orig Class". Below this are "Search" and "Reset" buttons. The main area is a table with columns "Name", "Count", and "Document Title".

Name	Count	Document Title
CIA-RDP82-00457R006800070001-6	2	CHINESE COMMUNIST DEVELOPMENT OF AIRFIELDS AND MILITARY ESTABLISHMENT
CIA-RDP78-00915R000800090001-3	104	CHINESE COMMUNIST DIPLOMATIC PERSONNEL
CIA-RDP76-00915R000800120001-9	165	CHINESE COMMUNIST INTERNATIONAL ACTIVITIES AND CONTACTS
CIA-RDP76-00915R000800120002-8	162	CHINESE COMMUNIST INTERNATIONAL ACTIVITIES AND CONTACTS
CIA-RDP75T01003A001900160001-3	2	CONSTRUCTION TO BEGIN UNDER CHINESE COMMUNIST CREDIT TO BURMA
CIA-RDP79T01003A002400120001-1	2	LITTLE CHANGE IN CHINESE COMMUNIST AGRICULTURAL SITUATION EXPECTED IN TH
CIA-RDP79T0093A000400150001-4	18	AN EXAMINATION OF THE CHARGES OF CHINESE COMMUNIST INVOLVEMENT IN TH
CIA-RDP79T01003A001900020001-8	2	DECLINE IN CHINESE COMMUNIST EXPORTS OF TIN HELPS FORCE WORLD PRICE I
CIA-RDP80S01499R000100020009-6	20	DIA CONTRIBUTION TO USIB MEMORANDUM ON CHINESE COMMUNIST CAPABILIT
CIA-RDP82-00457R007900150014-6	4	1. CHINESE COMMUNIST PROPOSITION TO BURMA ON PRODUCTION OF OIL 2. PL
CIA-RDP80S01499R000100020009-0	29	CHINESE COMMUNIST CAPABILITIES FOR ATTACKING INDIA THROUGH BURMESE I
CIA-RDP80S01499R000100020016-1	29	CHINESE COMMUNIST CAPABILITIES FOR ATTACKING INDIA THROUGH BURMESE I
CIA-RDP80S01499R000100020019-8	24	CHINESE COMMUNIST CAPABILITIES FOR ATTACKING INDIA THROUGH BURMESE I

Two callout boxes provide instructions: "Double-click on any document Name to open the entire document and view document image and OCR text" and "Double-click the desired occurrence of the word or phrase from the bottom half of the window to open the document to the page on which the desired word or phrase appears." The bottom of the window shows a preview of document text with search results highlighted.

Found: 13 document(s), 563 hit(s) Declassification Database (USER1) | SUM | A

Viewing Documents

The following screen appears with the declassified document image on the left and the OCR text on the right. Text search words and/or phrases are highlighted.

UNCLASSIFIED

The screenshot shows a document viewer window with the following elements:

- Document Image:** A large area on the left displaying a document page. The page contains the text "Declassified document image" and "RETURN TO CIA LIBRARY". There are also some handwritten notations and stamps on the document.
- Metadata Panel:** Located on the right side, it includes fields for "COUNTRY SUBJECT", "PLACE ACQUIRED", "DATE OF INFO.", and "NO. OF PAGES 2". It also contains classification markings like "CONFIDENTIAL" and "Approved For Release".
- Highlighted Search Terms:** A box on the right containing the text "Highlighted search terms". Below it, there are two paragraphs of text with specific words highlighted in yellow. The first paragraph discusses a conference in Peiping in May 1950 regarding Sinkiang Province. The second paragraph discusses the construction of airfields and military establishments in Sinkiang.
- Toolbar:** A horizontal toolbar at the bottom of the document image area, containing various icons for navigation and viewing.

Document Window Toolbar

The following toolbar buttons are available on the document screen. See Appendix F for a more detailed description.

The diagram shows the toolbar with arrows pointing to each icon and its corresponding function:

- Print**: Print icon
- Pan**: Hand icon
- Zoom**: Magnifying glass icon
- First Page**: Double left arrow icon
- Previous Page**: Single left arrow icon
- Next Page**: Single right arrow icon
- Last Page**: Double right arrow icon
- Go To Page**: Document icon with a magnifying glass
- Zoom In**: Magnifying glass with plus sign icon
- Zoom Out**: Magnifying glass with minus sign icon
- Rotate Image**: Rotate icon
- View Image**: Document icon with a magnifying glass
- View Text**: Document icon with a magnifying glass
- View Metadata**: Document icon with a magnifying glass
- View Thumbnails**: Document icon with a magnifying glass
- Next Document**: Document icon with a magnifying glass
- Previous Document**: Document icon with a magnifying glass

UNCLASSIFIED

August 5, 2008


UNCLASSIFIED**Page Navigation**

The Toolbar allows you to navigate through a document by viewing each page in the order they appear in the document.

To view the previous page in a document click  (Previous Page).

To view the next page in a document click  (Next Page).


To view the first page in a document click  (First Page).

To view the last page in a document click  (Last Page).

Shortcuts for Navigating Within a Document

The following shortcut keys are designed to aid users when navigating within a document. In addition to including the ability to go to a specific page, this also includes how to quickly view each occurrence of a search hit in a document found through a full-text search.

Note: Some of the following shortcut keys can only be performed under certain circumstances. The conditions under which a shortcut key can be used are noted below.

Press	To
PAGE UP	View the previous page in the document.
PAGE DOWN	View the next page in the document.
CTRL + G	Display the Go To Page dialog box.  This allows you to jump to a specific page.
SHIFT + F3	Go to the previous occurrence of a search result in the current document. This behavior is only available when the document was opened as a search result of a full-text search.
F3	Go to the next occurrence of a search result in the current document. This behavior is only available when the document was opened as a search result of a full-text search.
P	Jump to the previous occurrence of a search result in the current document. This behavior is only available when the document is opened from the search result of a full-text search.
N	Jump to the next occurrence of a search result in the current document. This behavior is only available when the document is opened from the search result of a full-text search.

UNCLASSIFIED

Printing Documents

Click the Print Button.

RETURN TO CIA

COUNTRY SUBJECT

PLACE ACQUIRED

DATE OF INFO.

25X1A

Approved For Release: R--gO--CgI-

NO. OF PAGES 2

25X1A SUPPLEMENT TO REPORT NO.

At the conference held in Peiping on 30 May 1950 Sinkiang Province was selected as the area of greatest security and primary strategic importance for military purposes, in consequence, Party organization and Party machinery were strengthened in Sinkiang, and an extensive propaganda campaign was carried out to convince the local population of their duty to the nation. The Province was also considered of undesirables, including such "imperialist agents" as the consulates of India and Pakistan.

After the undesirable elements had been driven from Sinkiang construction

Declassification Database (USER1) Image: 2544 x 4132, 300 x 300 DPI Page 1 of 2

Printer Name: HP LaserJet 1200 Series PCL

Status: Ready

Type: HP LaserJet 1200 Series PCL

Where: DOT4_001

Page range: All Current page Pages: 1

Number of copies: 1

Print what: Images

Buttons: Options... Help OK Cancel

Select Page range of:

- All: To print entire document.
- Current page: To print only current page.
- Pages: To print only specific pages.

Select number of copies to print:

- If not already set, select 1.

Select Print Type:

- If not already set, select Images.

UNCLASSIFIED

UNCLASSIFIED

Viewing More Hits

To review another document, exit from this document by clicking on [X].

Note: Be careful not to click on the [X] in the Search Results window. This will close CREST.

Province was an important Party propaganda duty to the during such

This will bring you back to the Search Results window, where you can view another document.

Click twice on any document to open another document and view document image and OCR text.

Name	Count	Document Title
CIA-RDP79-00157R000900010002-0	100	CHINESE COMMUNIST INTERNATIONAL ACTIVITIES AND CONTACTS
CIA-RDP79-00157R000900010001-1	2	LITTLE CHANGE IN CHINESE COMMUNIST AGRICULTURAL SITUATION EXPECTED IN
CIA-RDP79-00157R000900010001-2	18	AN EXAMINATION OF THE CHARGES OF CHINESE COMMUNIST INVOLVEMENT IN TH
CIA-RDP79-00157R000900010001-3	4	1. CHINESE COMMUNIST PROPOSITION TO BURMA ON PRODUCTION OF OIL 2. PL
CIA-RDP79-00157R000900010001-4	2	DECLINE IN CHINESE COMMUNIST EXPORTS OF TIN HELPS FORCE WORLD PRICE TO
CIA-RDP79-00157R000900010001-5	104	CHINESE COMMUNIST DIPLOMATIC PERSONNEL
CIA-RDP79-00157R000900010001-6	2	CHINESE COMMUNIST DEVELOPMENT OF AIRFIELDS AND MILITARY ESTABLISHMEN
CIA-RDP79-00157R000900010001-7	165	CHINESE COMMUNIST INTERNATIONAL ACTIVITIES AND CONTACTS
CIA-RDP79-00157R000900010001-8	2	CONSTRUCTION TO BEGIN UNDER CHINESE COMMUNIST CREDIT TO BURMA
CIA-RDP79-00157R000900010001-9	20	DIA CONTRIBUTION TO USIB MEMORANDUM ON CHINESE COMMUNIST CAPABILT
CIA-RDP79-00157R000900010001-10	29	CHINESE COMMUNIST CAPABILITIES FOR ATTACKING INDIA THROUGH BURMESE T
CIA-RDP79-00157R000900010001-11	29	CHINESE COMMUNIST CAPABILITIES FOR ATTACKING INDIA THROUGH BURMESE T
CIA-RDP79-00157R000900010001-12	24	CHINESE COMMUNIST CAPABILITIES FOR ATTACKING INDIA THROUGH BURMESE T

UNCLASSIFIED

UNCLASSIFIED

Displaying Other Documents in a Folder

The following instructions show how to display all the documents in the same folder as one of the documents in the Search Results Window (Hit List). For example, you may want to see all the documents in the same folder as CIA-RDP80S01499R000100020019-8

This screenshot shows a search results window with a search filter set to 'India & Pakistan'. A callout box highlights the document ID 'CIA-RDP80S01499R000100020019-8' in the hit list. The hit list contains several entries with document titles and counts.

Count	Document Title
165	CHINESE COMMUNIST INTERNATIONAL ACTIVITIES AND CONTACTS
162	CHINESE COMMUNIST INTERNATIONAL ACTIVITIES AND CONTACTS
104	CHINESE COMMUNIST DIPLOMATIC PERSONNEL
33	Classified ESTIMATE OF CHINESE COMMUNIST CAPABILITIES FOR ATTACK
29	CHINESE COMMUNIST CAPABILITIES FOR ATTACKING INDIA THROUGH BURMA
29	CHINESE COMMUNIST CAPABILITIES FOR ATTACKING INDIA THROUGH BURMA
24	CHINESE COMMUNIST CAPABILITIES FOR ATTACKING INDIA THROUGH BURMA
20	CONTRIBUTION TO USAR MACAO MEMORANDUM ON CHINESE COMMUNIST CAP
10	AN EXAMINATION OF THE CHARGES OF CHINESE COMMUNIST INVOLVEMENT
10	CHINESE COMMUNIST ECONOMIC PROPAGANDA MATERIAL
6	A World-wide Chinese Communist Propaganda Operation Targeted Against Bur

Right click on the document, e.g. CIA-RDP80S01499R000100020019-8

This screenshot shows the same search results window as above. A callout box points to a folder icon in the hit list, with the instruction 'Click Open Containing Folder'. The folder icon is located next to the document ID 'CIA-RDP80S01499R000100020019-8'.

Click Open Containing Folder

UNCLASSIFIED

The following Results Screen appears showing all the documents in the folder in the right pane. You can use the right pane to browse CREST as described later.

Folder 0002 - Laserfiche

Page	Document Title	ESN	Document Date
30	<Classified> ESTIMATE OF CHINESE COMMUNIS...	CIA-RDP...	8/14/1963
16	CHINESE COMMUNIST CAPABILITIES FOR ATTAC...	CIA-RDP...	8/21/1963
10	CHINESE COMMUNIST CAPABILITIES FOR ATTAC...	CIA-RDP...	8/21/1963
2	CHINESE COMMUNIST GROUND THREAT TO INDI...	CIA-RDP...	5/24/1963
1	CHINESE COMMUNIST CAPABILITIES FOR ATTAC...	CIA-RDP...	5/24/1963
1	CHINESE COMMUNIST CAPABILITIES FOR ATTAC...	CIA-RDP...	5/24/1963
2	CHINESE COMMUNIST CAPABILITIES FOR ATTAC...	CIA-RDP...	5/24/1963
1	CHINESE COMMUNIST CAPABILITIES FOR ATTAC...	CIA-RDP...	5/24/1963
15	CHINESE COMMUNIST CAPABILITIES FOR ATTAC...	CIA-RDP...	5/24/1963
10	CHINESE COMMUNIST CAPABILITIES FOR ATTAC...	CIA-RDP...	5/24/1963
1	CHINESE COMMUNIST CAPABILITIES FOR ATTAC...	CIA-RDP...	5/24/1963
31	CHINESE COMMUNIST CAPABILITIES FOR ATTAC...	CIA-RDP...	5/24/1963
24	DIA CONTRIBUTION TO USIB MEMORANDUM ON ...	CIA-RDP...	5/17/1963
1	USIB MEMORANDUM ON CHINESE COMMUNIST C...	CIA-RDP...	5/9/1963
3	TERMS OF REFERENCE: CHINESE COMMUNIST C...	CIA-RDP...	5/9/1963
1	USIB MEMORANDUM ON CHINESE COMMUNIST C...	CIA-RDP...	5/6/1963
3	CHINESE COMMUNIST CAPABILITIES FOR ATTAC...	CIA-RDP...	5/6/1963

Found: 20 doc.

You can then double-click on one or more of the displayed Document Names to view other document(s) in the folder

Folder 0002 - Laserfiche

Page	Document Title	ESN	Document Date
30	<Classified> ESTIMATE OF CHINESE COMMUNIS...	CIA-RDP...	8/14/1963
16	CHINESE COMMUNIST CAPABILITIES FOR ATTAC...	CIA-RDP...	8/21/1963
10	CHINESE COMMUNIST CAPABILITIES FOR ATTAC...	CIA-RDP...	8/21/1963
2	CHINESE COMMUNIST GROUND THREAT TO INDI...	CIA-RDP...	5/24/1963
1	CHINESE COMMUNIST CAPABILITIES FOR ATTAC...	CIA-RDP...	5/24/1963
1	CHINESE COMMUNIST CAPABILITIES FOR ATTAC...	CIA-RDP...	5/24/1963
2	CHINESE COMMUNIST CAPABILITIES FOR ATTAC...	CIA-RDP...	5/24/1963
1	CHINESE COMMUNIST CAPABILITIES FOR ATTAC...	CIA-RDP...	5/24/1963
15	CHINESE COMMUNIST CAPABILITIES FOR ATTAC...	CIA-RDP...	5/24/1963
10	CHINESE COMMUNIST CAPABILITIES FOR ATTAC...	CIA-RDP...	5/24/1963
1	CHINESE COMMUNIST CAPABILITIES FOR ATTAC...	CIA-RDP...	5/24/1963
31	CHINESE COMMUNIST CAPABILITIES FOR ATTAC...	CIA-RDP...	5/24/1963
24	DIA CONTRIBUTION TO USIB MEMORANDUM ON ...	CIA-RDP...	5/17/1963
1	USIB MEMORANDUM ON CHINESE COMMUNIST C...	CIA-RDP...	5/9/1963
3	TERMS OF REFERENCE: CHINESE COMMUNIST C...	CIA-RDP...	5/9/1963
1	USIB MEMORANDUM ON CHINESE COMMUNIST C...	CIA-RDP...	5/6/1963
3	CHINESE COMMUNIST CAPABILITIES FOR ATTAC...	CIA-RDP...	5/6/1963

Found: 20 doc.

You can also use the right pane to browse the CREST Database as described later in *Browsing the CREST Database, Appendix H.*

UNCLASSIFIED

UNCLASSIFIED

Begin a New Search

Begin a new search by deleting old search criteria and inserting new search criteria.

The screenshot shows a search results window titled "Search Results - Laserfiche". The interface includes a search box with "India & Pakistan" entered, a "Field" section with "Document Title" selected and "chinese*communist" entered, and a "Document Date" range of "01/01/1950 to 12/31/1965". A "Search" button is visible at the bottom left. A table of search results is displayed on the right, with columns for "Name", "Count", and "Document Title".

Overlaid on the screenshot is a box with the following instructions:

To begin new search:

- 1 Delete old search text from text search box.
- 2 Delete old search criteria from all fields.
- 3 Enter new search criteria in text box and fields.
4. Click Search.

Arrows point from these instructions to the corresponding search fields in the interface.

Found: 13 document(s), 563 hit(s)

Begin a New Search While Keeping the Previous Search

You may also begin a new search by opening a new browser window. This will allow you to keep the old search in the background and available for reference. The following screens give instructions to do this.

UNCLASSIFIED

Search Results - Laserfiche

File Edit View Action Tools Window Help

Search

Customize Search

Text

Basic Text Search Advanced

Phrase: India & Pakistan

Private AND OR NOT WITHIN

Fuzzy search

Field

Template: Document

Document Title

chinese*communist*

ESDN

Document Date

01/01/1950 to 12/31/1965

Orig Class

Document Type

Search Reset

Click File.

Name	Count	Document Title
CIA-RDP78-00915P000800120001-9	165	CHINESE COMMUNIST INTERNATIONAL ACTIVITIES AND CONTACTS
CIA-RDP78-00915P000800120002-8	162	CHINESE COMMUNIST INTERNATIONAL ACTIVITIES AND CONTACTS
CIA-RDP78-00915P000800090001-3	104	CHINESE COMMUNIST DIPLOMATIC PERSONNEL
CIA-RDP80S01499R000100020001-7	33	<classified> ESTIMATE OF CHINESE COMMUNIST CAPABILITIES FOR ATTACKING INDIA THROUGH BURMA
CIA-RDP80S01499R000100020016-1	29	CHINESE COMMUNIST CAPABILITIES FOR ATTACKING INDIA THROUGH BURMA
P000100020000-0	29	CHINESE COMMUNIST CAPABILITIES FOR ATTACKING INDIA THROUGH BURMA
P000100020019-8	24	CHINESE COMMUNIST CAPABILITIES FOR ATTACKING INDIA THROUGH BURMA
P000100020020-6	20	DIA CONTRIBUTION TO USIB MEMORANDUM ON CHINESE COMMUNIST CAPABILITIES FOR ATTACKING INDIA THROUGH BURMA
A000400150001-4	18	AN EXAMINATION OF THE CHARGES OF CHINESE COMMUNIST INVOLVEMENT IN THE BURMA-INDIA BORDER AREA
CIA-RDP83-00415R012400130001-8	10	CHINESE COMMUNIST ECONOMIC PROPAGANDA MATERIAL
CIA-RDP82-00457R007900150011-8	4	1. CHINESE COMMUNIST PROPOSITION TO BURMA ON PRODUCTION OF OIL
CIA-RDP82-00457R008600070001-6	2	CHINESE COMMUNIST DEVELOPMENT OF AIRFIELDS AND MILITARY ESTABLISHMENTS IN BURMA
CIA-RDP79T01003A002400120001-1	2	LITTLE CHANGE IN CHINESE COMMUNIST AGRICULTURAL SITUATION EXPECTED IN 1979
CIA-RDP79T01003A001900200001-8	2	INCREASED CHINESE COMMUNIST AID TO CEYLON: FACT OR FICTION?
CIA-RDP79T01003A001900160001-3	2	CONSTRUCTION TO BEGIN UNDER CHINESE COMMUNIST CREDIT TO BURMA
CIA-RDP79T01003A00190020001-8	2	DECLINE IN CHINESE COMMUNIST EXPORTS OF TIN HELPS FORCE WORLD PRICES DOWN

Found: 16 document(s), 608 hit(s)

Declassification Database (USER1) NUM

Search Results - Laserfiche

File Edit View Action Tools Window Help

Open

New Browser Window Ctrl+Shift+B

New

Find Class

URL's

Properties...

Print...

Export

Print Folder Contents...

Search

Change Repository...

Close

Exit

Text Search

Private AND OR NOT WITHIN

Fuzzy search

Field

Template: Document

Document Title

chinese*communist*

ESDN

Document Date

01/01/1950 to 12/31/1965

Orig Class

Document Type

Search Reset

Click New Browser Window

Name	Count	Document Title
CIA-RDP78-00915P000800120001-9	165	CHINESE COMMUNIST INTERNATIONAL ACTIVITIES AND CONTACTS
CIA-RDP80S01499R000100020009-0	29	CHINESE COMMUNIST CAPABILITIES FOR ATTACKING INDIA THROUGH BURMA
CIA-RDP80S01499R000100020019-8	24	CHINESE COMMUNIST CAPABILITIES FOR ATTACKING INDIA THROUGH BURMA
CIA-RDP80S01499R000100020020-6	20	DIA CONTRIBUTION TO USIB MEMORANDUM ON CHINESE COMMUNIST CAPABILITIES FOR ATTACKING INDIA THROUGH BURMA
CIA-RDP79T01003A002400120001-1	18	AN EXAMINATION OF THE CHARGES OF CHINESE COMMUNIST INVOLVEMENT IN THE BURMA-INDIA BORDER AREA
CIA-RDP83-00415R012400130001-8	10	CHINESE COMMUNIST ECONOMIC PROPAGANDA MATERIAL
CIA-RDP82-00457R007900150011-8	4	1. CHINESE COMMUNIST PROPOSITION TO BURMA ON PRODUCTION OF OIL
CIA-RDP82-00457R008600070001-6	2	CHINESE COMMUNIST DEVELOPMENT OF AIRFIELDS AND MILITARY ESTABLISHMENTS IN BURMA
CIA-RDP79T01003A002400120001-1	2	LITTLE CHANGE IN CHINESE COMMUNIST AGRICULTURAL SITUATION EXPECTED IN 1979
CIA-RDP79T01003A001900200001-8	2	INCREASED CHINESE COMMUNIST AID TO CEYLON: FACT OR FICTION?
CIA-RDP79T01003A001900160001-3	2	CONSTRUCTION TO BEGIN UNDER CHINESE COMMUNIST CREDIT TO BURMA
CIA-RDP79T01003A00190020001-8	2	DECLINE IN CHINESE COMMUNIST EXPORTS OF TIN HELPS FORCE WORLD PRICES DOWN

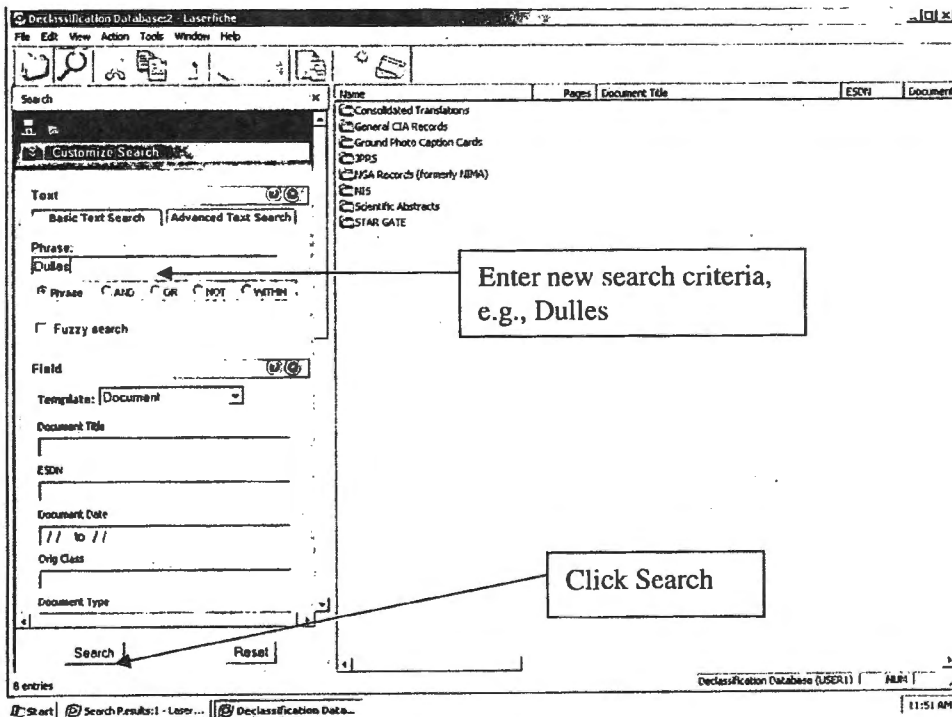
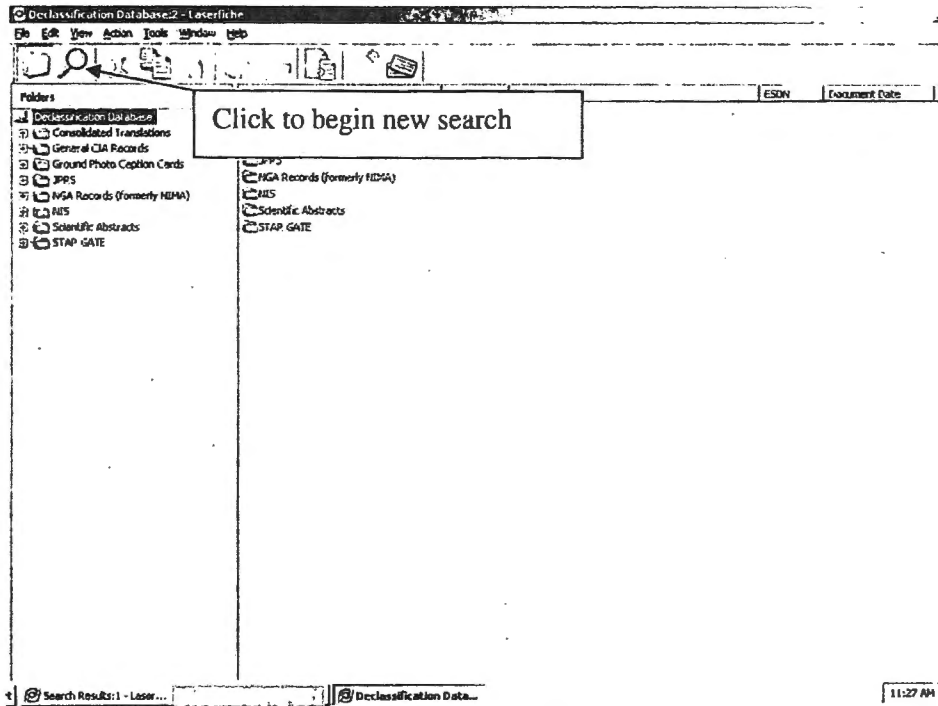
Found: 16 document(s), 608 hit(s)

Declassification Database (USER1) NUM

UNCLASSIFIED

August 5, 2008

UNCLASSIFIED



A New Search Results Window appears.

UNCLASSIFIED

August 5, 2008

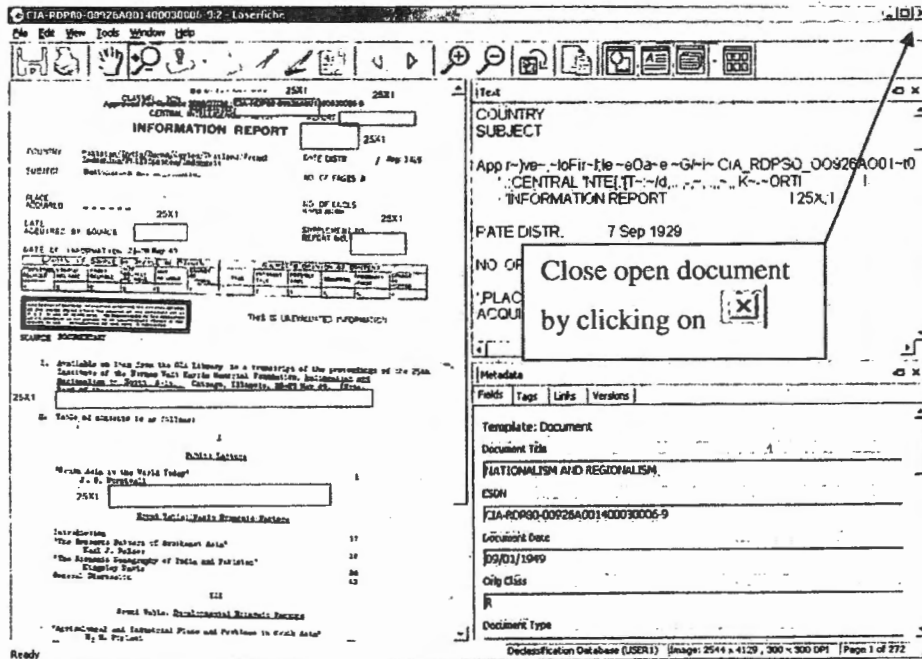
UNCLASSIFIED

Fuzzy Search

The Basic Text Search and the Advanced Text Search described above support the Fuzzy Search option. This feature allows you to find all words or phrases that are similar to the word or phrase that you typed. The Fuzzy Search feature allows CREST to find words even if they contain misspellings or OCR errors. However, the Fuzzy Search is not recommended because it takes significantly more time. Appendix G describes the Fuzzy Search feature.

End (Close) Search

End or close your search as follows:



UNCLASSIFIED

UNCLASSIFIED

Search Results - Lusterliche

File Edit View Action Tools Window Help

Search

Customize Search

Text

Basic Text Search

Phrase:

India

Private AND OR NOT WITHIN

Fuzzy search

Field

Template: Document

Document Title

Edit

Document Date

/// to //

Only Class

Document Type

Pages

Search Reset

Name	Count	Document Title
CIA-RDP80-0075A001400030006-9	460	NATIONALISM AND REGIONALISM
CIA-RDP83-00415R00100060001-7	441	ASSOCIATION OF SCIENTIFIC WORKERS IN IN
CIA-RDP61500750A000700120004-6	431	STAGE II - PLANNING
CIA-RDP61500750A001100030001-2	217	THE SOUTH ASIAN MILITARY HANDBOOK
CIA-RDP61500750A001100030003-0	212	THE SOUTH ASIAN MILITARY HANDBOOK
CIA-RDP61500750A000700120003-7	211	PSYCHOLOGICAL BACKGROUND STUDY OF IN
CIA-RDP61-00707600100010001-6	208	NATIONAL INTELLIGENCE SURVEY GAZETTEER
CIA-RDP79-01194A00100670001-2	175	FEATURES
CIA-RDP78-03061A000400060005-8	169	BI-WEEKLY PROPAGANDA GUIDANCE
CIA-RDP80-01601R000600010001-7	166	INDIA ACTING TO IMPROVE TIES WITH U.S.
CIA-RDP79-01194A0004000000001-4	160	CA PROPAGANDA PERSPECTIVES SOVIET FOR
CIA-RDP83-00415R010200002029-9	149	INEGA TODAY
CIA-RDP6100080001600010016-7	135	US Non-Proliferation Policy
CIA-RDP79-01194A00100660009-5	116	FEATURES
CIA-RDP67-00659A00100630001-6	115	Features
CIA-RDP78-01617A00020020005-3	114	APPRAISAL OF U.S. MILITARY, POLITICAL AN
CIA-RDP61500750A0000000000035-3	114	REPORT OF THE SURVEY OF INTELLIGENCE IN
CIA-RDP78-03061A00030000001-3	107	BI-WEEKLY PROPAGANDA GUIDANCE
CIA-RDP79-01194A000300100001-2	105	CA PROPAGANDA PERSPECTIVES
CIA-RDP78-00915R000800120001-9	105	CHINESE COMMUNIST INTERNATIONAL ACTIVI
CIA-RDP797101018A00010000001-2	102	THE SOUTHWESTERN FRONTIERS OF CHINA
CIA-RDP78070004000000010000-4	100	INDONESIA ACCEPTANCE APPROXIMATELY 196

Found: 10851 document(s), 43894 hit(s)

Declassification Database (USER1) | HELP

Search Results - Lusterliche

File Edit View Action Tools Window Help

Search

Customize Search

Text

Basic Text Search

Phrase:

India

Private AND OR NOT WITHIN

Fuzzy search

Field

Template: Document

Document Title

Edit

Document Date

/// to //

Only Class

Document Type

Pages

Search Reset

Name	Count	Document Title	Document Date	Orig Class	Document Type
CIA-RDP80-0075A001400030006-9	460	NATIONALISM AND REGIONALISM	9/1/1949	R	REPORT
CIA-RDP83-00415R00100060001-7	441	ASSOCIATION OF SCIENTIFIC WORKERS IN INDIA	9/6/1950	C	REPORT
CIA-RDP61500750A000700120004-6	431	STAGE II - PLANNING	1/1/2000	S	REPORT
CIA-RDP61500750A001100030001-2	217	THE SOUTH ASIAN MILITARY HANDBOOK	8/1/1974	S	CH
CIA-RDP61500750A001100030003-0	212	THE SOUTH ASIAN MILITARY HANDBOOK	8/1/1974	S	CH
CIA-RDP61500750A000700120003-7	211	PSYCHOLOGICAL BACKGROUND STUDY OF INDIA	11/2/2000	S	STUDY
CIA-RDP61-00707600100010001-6	208	NATIONAL INTELLIGENCE SURVEY GAZETTEER F...	4/1/1948	U	REPORTS
CIA-RDP79-01194A00100670001-2	175	FEATURES	5/22/1974	C	MAGAZINE
CIA-RDP78-03061A000400060005-8	169	BI-WEEKLY PROPAGANDA GUIDANCE	4/24/1967	S	REPORT
CIA-RDP80-01601R000600010001-7	166	INDIA ACTING TO IMPROVE TIES WITH U.S.	12/30/1972	E	NSPR
CIA-RDP79-01194A0004000000001-4	160	CA PROPAGANDA PERSPECTIVES SOVIET FOREI...	7/29/1970	S	REPORT
CIA-RDP83-00415R010200002029-9	149	INEGA TODAY	11/1/1951	K	MAGAZINE
CIA-RDP78-01617A00020020005-3	114	APPRAISAL OF U.S. MILITARY, POLITICAL AND ...	12/4/1974	S	MEMO
CIA-RDP61500750A0000000000035-3	114	REPORT OF THE SURVEY OF INTELLIGENCE IN...	4/1/1973	C	MAGAZINE
CIA-RDP78-03061A00030000001-3	107	BI-WEEKLY PROPAGANDA GUIDANCE	11/4/1953	S	NOTES
CIA-RDP79-01194A000300100001-2	105	CA PROPAGANDA PERSPECTIVES	11/15/1948	S	IS
CIA-RDP78-00915R000800120001-9	105	CHINESE COMMUNIST INTERNATIONAL ACTIVI...	1/1/1900	C	REPORT
CIA-RDP797101018A00010000001-2	102	THE SOUTHWESTERN FRONTIERS OF CHINA	1/1/1966	S	REPORT
CIA-RDP78070004000000010000-4	100	INDONESIA ACCEPTANCE APPROXIMATELY 196...	1/1/1900	K	NOTE

Found: 10851 document(s), 43894 hit(s)

Declassification Database (USER1) | HELP

Right Click Search Results

Send.] atrol.0 eThe India-ndn - A Survey- General Discussion

le' were: Pakistan, India, Ceylon, B-m-r, Thailand, Indochina, N-laya, Indone

ture, Government of India. HORACE POLEMAN, Chief, South Asia Section, Over-

nomi C-nog ephayof India and Pakistan? Kingsley Davis General Discus

t of the area from India. Another matter, quite apart from geography

of British rule in India. In the inevitable conflict it was annexed piecemeal

nessential to British India in 1825- 1852- 1886to British rule was based on the p

ch the same also in India- though more so-, for in India custom had hardened i

gh more so-, for in India custom had hardened into caste. If the view is gene

continuity, modern India grew up with the modern world and has been held to

e-d.; what part of India ply as a major partner in such a combination? An

d its significance. India: Paki, stan- Du-., e, Ceylon and the Philippines are

UNCLASSIFIED

August 5, 2008

UNCLASSIFIED

Search Results - Laserfiche

File Edit View Action Tools Window Help

Folder	Name	Count	Document Title	Document Date	Orig Class	Document Type
Declassification Database	CIA-RDP80-00925A001400030006-9	460	NATIONALISM AND REGIONALISM	9/1/1949	R	REPORT
Consolidated Translations	CIA-RDP83-00115R006100050001-7	441	ASSOCIATION OF SCIENTIFIC WORKERS IN INDIA	9/6/1950	C	REPORT
General CIA Records	CIA-RDP61500750A00070012000+6	431	STAGE II - PLANNING	1/1/2000	S	REPORT
Ground Photo Caption Cards	CIA-RDP8100075R001100030001-2	217	THE SOUTH ASIAN MILITARY HANDBOOK	8/1/1974	S	CH
JPRS	CIA-RDP85100075P001100030003-0	212	THE SOUTH ASIAN MILITARY HANDBOOK	8/1/1973	S	CH
NGA Records (formerly NIMA)	CIA-RDP61500750A000700120003-7	211	PSYCHOLOGICAL BACKGROUND STUDY OF INDIA	1/1/2000	S	STUDY
NIS	CIA-RDP01-00707R000100010001-6	208	NATIONAL INTELLIGENCE SURVEY GAZETTEER, F...	4/1/1948	U	REPORTS
Scientific Abstracts	CIA-RDP79-01194A000100670001-2	175	FEATURES	5/22/1974	C	MAGAZINE
STAR GATE	CIA-RDP78-03061A000100670005-6	169	BI-WEEKLY PROPAGANDA GUIDANCE	4/24/1967	S	PERPRT
Search	CIA-RDP80-01601R000600010001-7	166	INDIA ACTING TO IMPROVE TIES WITH U.S.	12/30/1972	K	NSPR
	CIA-RDP79-01		VIET FOR E...	7/29/1970	S	REPORT
	CIA-RDP83-00			11/1/1951	K	MAGAZINE
	CIA-RDP81000			12/4/1974	S	MEMO
	CIA-RDP79-01			4/1/1973	C	MAGAZINE
	CIA-RDP67-00			1/1/1953	S	NOTES
	CIA-RDP78-01617A000200000005-3	114	APPRAISAL OF U.S. MILITARY, POLITICAL AND ...	11/19/1948	S	IS
	CIA-RDP61500750A000600030005-3	114	REPORT OF THE SURVEY OF INTELLIGENCE NEE...	1/1/1900	C	REPORT
	CIA-RDP78-03061A000300060001-3	107	BI-WEEKLY PROPAGANDA GUIDANCE	1/1/1966	S	REPORT
	CIA-RDP79-01194A000300100001-2	105	CA PROPAGANDA PERSPECTIVES	5/1/1971	S	REPORT
	CIA-RDP78-00915R000800130001-9	105	CHINESE COMMUNIST INTERNATIONAL ACTIVI...	1/1/1958	K	REPORT
	CIA-RDP79101018A000100080001-2	102	THE SOUTHWESTERN FRONTIERS OF CHINA	1/1/1900	S	REPORT
	CIA-RDP7803061A000100670005-6	100	PROPAGANDA AND INFORMATION	1/1/1967	S	REPORT

Found: 10851 document(s), 43894 hit(s)

Declassification Database (USER1) | NUM |

The following screen appears and is the starting point for any new searches:

Declassification Database - Laserfiche

File Edit View Action Tools Window Help

Folder	Name	Pages	Document Title	ESDI	Document Date	Orig Class	Document Type
Declassification Database	Consolidated Translations						
Consolidated Translations	General CIA Records						
General CIA Records	Ground Photo Caption Cards						
Ground Photo Caption Cards	JPRS						
JPRS	NGA Records (formerly NIMA)						
NGA Records (formerly NIMA)	NIS						
NIS	Scientific Abstracts						
Scientific Abstracts	STAR GATE						
STAR GATE							

9 entries

Declassification Database (USER1) | NUM |

UNCLASSIFIED

UNCLASSIFIED

Caution: Before starting a new searches ensure all search criteria from previous searches are cleared from Basic or Advanced Text search boxes and index field search boxes.

Browsing the CREST Database

The folder browser allows you to find documents according to how they have been organized. The CREST files are organized into collections which contain jobs. Information management officers sequentially assigned job numbers as records were retired. Since job numbers have no relationship to subject matter or originating and receiving offices, browsing has limited potential for researchers. Appendix H provides instructions on how to browse CREST.

Browsing alone as a search strategy is very time consuming. However, researchers may find browsing an effective search strategy when combined with the text searches described above. For example, if a researcher finds a document responsive to certain text search criteria, he or she can then use browsing to find all documents in the same folder or box. This technique is especially useful when text is OCR'd incorrectly. Such a search strategy may produce more responsive documents than the text searches alone.

See also *Displaying Other Documents in a Folder* discussed above.

Field Searches

You can use the Advanced Field Search syntax to perform searches when the Field Search Template does not meet your search needs. The field search is useful when you want to search more than one field value or less than the total number of field values. For example, there are nine field values for Collection, i.e., Consolidated Translations, General CIA Records, Ground Photo Caption Cards, etc. A Field Search Template search allows you to search one collection or all nine collections. Using the Advanced Field Search syntax allows you to search two to eight of the collections or eliminate some of the collections from your search.

Use of the Advanced Field Search syntax is not recommended because it is very complicated. If the syntax is not organized precisely, an error message will occur.

Appendix I describes the use of the Advanced Field Search syntax:

Getting Help With CREST

This manual should answer most questions about CREST. However, if you have questions about how to use CREST or encounter problems while using it, you have two other sources of help:

1. Ask a Library Archivist. Library Archivists have been trained to use CREST and are available to assist you.

UNCLASSIFIED

2. Use CREST's on-line help. You can access the Laserfiche Help Center by clicking Help on the Menu Bar.

Appendix J gives instructions on using the CREST on-line help.

UNCLASSIFIED

August 5, 2008

UNCLASSIFIED

Appendix A
CREST Contents

UNCLASSIFIED

UNCLASSIFIED**Appendix A****CREST Contents**

The CREST system contains records released electronically by CIA and National Geospatial-Intelligence Agency (NGA) pursuant to Executive Order 12958. New releases are usually incorporated into CREST once a year at the end of the fiscal year. Data available within the system indicates the year of release.

Records on CREST are sub-divided into the nine collections described below:

- Consolidated Translations
- General CIA Records
- Ground Photo Caption Cards
- JPRS
- NGA (formerly NIMA)
- NIS
- Scientific Abstracts
- STARGATE
- Berlin Tunnel

The *Consolidated Translations* collection contains translated reports of foreign-language technical articles. The collection is organized by author. Each document covers a single subject.

The *General CIA Records* collection contains records from the CIA's archives that are 25 years old or older. These records include a wide variety of finished intelligence reports, field information reports, high-level Agency policy papers and memoranda, and other documents produced by the CIA.

The *Ground Photo Caption Cards* collection contains cards used to identify photographs in the NGA ground photograph collection. Each caption card contains a serial number that corresponds to the identical serial number on a ground photograph. The master negatives of the ground photography collection have been accessioned separately to NARA. The caption cards provide descriptive information to help identify master negatives that can be requested separately. This set of records can be used in conjunction with the MS Access database called "CIA Electronic Ground Photography Search Tool" available at NARA.

JPRS collection consists of translations of regional and topical issues compiled by the Joint Publication Research Service in the late 1970s and early 1980s. These translations were produced in series which were published daily, weekly, or monthly depending on the topic. These include sets such as "LATIN AMERICA REPORT", "EAST EUROPE REPORT ECONOMIC AND INDUSTRIAL AFFAIRS", and "TRANSLATIONS ON USSR SCIENCES AND TECHNOLOGY PHYSICAL SCIENCES AND TECHNOLOGY".

A - 1

UNCLASSIFIED

August 5, 2008

UNCLASSIFIED

The *NGA (formerly NIMA)* collection contains records from the NGA's archives that are 25 years old or older. These records are primarily photographic intelligence reports.

NIS collection consists of gazetteers produced as part of the National Intelligence Survey program. The gazetteers provide lists of place names and geographic coordinates for cities and natural features such as rivers or mountains. This collection covers most countries of the world and dates from the late 1940s through the early 1970s.

The *Scientific Abstracts* collection contains abstracts of foreign scientific and technical journal articles from around the world. This collection represents a significant effort by the Agency to document scientific research in the Soviet Union and Eastern Bloc countries.

The *STARGATE* collection contains records from a 25-year long Intelligence Community effort that used remote viewers who claimed to use clairvoyance, precognition, or telepathy to acquire and describe information about targets that were blocked from ordinary perception. The records include documentation of remote viewing sessions, training, internal memoranda, foreign assessments, and program reviews.

The *Berlin Tunnel* collection contains the 101-page document, *Clandestine Services History of the Berlin Tunnel: 1952 - 1956*. The Berlin tunnel operation tapped into Soviet communications in East Berlin and provided wealth of intelligence on Soviet Bloc military and political activities.

A - 2

UNCLASSIFIED

August 5, 2008

UNCLASSIFIED

Appendix B

Index Fields

UNCLASSIFIED

UNCLASSIFIED**Appendix B****Index Fields**

In addition to a document image and OCR text, each document in CREST has a number of associated index fields that identify and provide descriptive information about the document. Researchers can search on these fields using Customize Search in the Search Parameter Window. The following table describes the index information stored on CREST documents.

Table: Index Information

Parameter	Description																								
DOCUMENT TITLE	The unclassified title/subject of the document with classified data removed. If an obvious title does not exist on the original document, this field will state 'UNTITLED.'																								
ESDN (also NAME)	<p>The Executive Standard Document Number or Name is a unique 30 position alphanumeric string, e.g., CIA-RDP81B00878R001200080047-5. The ESDN is like a document serial number. The format is:</p> <table border="1"> <thead> <tr> <th>Position</th> <th>Description</th> <th>Example</th> </tr> </thead> <tbody> <tr> <td>1 - 7</td> <td>Agency ID</td> <td>CIA-RDP</td> </tr> <tr> <td>8 - 16</td> <td>Job Number¹</td> <td>81B00878R</td> </tr> <tr> <td>17 - 20</td> <td>Box Number¹</td> <td>0012²</td> </tr> <tr> <td>21 - 24</td> <td>Folder Number¹</td> <td>0008²</td> </tr> <tr> <td>25 - 28</td> <td>Document Number¹</td> <td>0047²</td> </tr> <tr> <td>29</td> <td>Dash</td> <td>-</td> </tr> <tr> <td>30</td> <td>Check Digit</td> <td>5</td> </tr> </tbody> </table> <p>Notes: 1 Described below. 2 Right Justified.</p>	Position	Description	Example	1 - 7	Agency ID	CIA-RDP	8 - 16	Job Number ¹	81B00878R	17 - 20	Box Number ¹	0012 ²	21 - 24	Folder Number ¹	0008 ²	25 - 28	Document Number ¹	0047 ²	29	Dash	-	30	Check Digit	5
Position	Description	Example																							
1 - 7	Agency ID	CIA-RDP																							
8 - 16	Job Number ¹	81B00878R																							
17 - 20	Box Number ¹	0012 ²																							
21 - 24	Folder Number ¹	0008 ²																							
25 - 28	Document Number ¹	0047 ²																							
29	Dash	-																							
30	Check Digit	5																							

B - 1

UNCLASSIFIED

August 5, 2008

UNCLASSIFIED

DOCUMENT DATE	The date the original document was created as indicated on the physical document. For undated documents this date will appear as 1/1/1900 or 1/1/1753.
ORIG CLASS	The classification of a document as indicated on the original document. T = Top Secret S = Secret C = Confidential U = Unclassified K = Unmarked
DOCUMENT TYPE	The type of document (e.g., Memo).
PAGES	The total number of pages in the original document image. (If the original document was double sided, each side will be counted as a page.) This field does not refer to the actual page numbers on the document, but to the total number of pages in the electronic document image.
COPYRIGHT	A flag used as a guide to indicate that a document may contain copyright material. Y = Document may contain copyrighted material. N = Document appears to not contain copyrighted material. The researcher is responsible for the proper handling of any copyrighted material, should it, in fact, be present.
DECISION	The final review decision applied to a document by the reviewer. RIFPUB = Document was released in full. RIPPUB = Document was released in part. The original document still contains some National Security Information (NSI). The NSI was redacted (sanitized).

B - 2

UNCLASSIFIED

August 5, 2008

UNCLASSIFIED

EXEMPTION CODE	<p>The exemption code indicates the reason NSI was exempted from declassification. Executive Order 12958 stipulates certain exceptions to automatic declassification. The E.O. gives agency heads the authority to exempt information in the following categories if the release of this information will harm national security. The 25X codes correspond to E.O. exemptions. The other codes pertain to other regulatory exceptions that permit continued classification. CREST uses the following exemption codes:</p> <table border="1" data-bbox="597 667 1274 1308"> <thead> <tr> <th data-bbox="605 678 776 720">Code</th> <th data-bbox="784 678 1266 720">Reason Information Not Declassified</th> </tr> </thead> <tbody> <tr> <td data-bbox="605 730 776 772">25X1</td> <td data-bbox="784 730 1266 772">Intelligence Sources and Methods</td> </tr> <tr> <td data-bbox="605 783 776 825">25X2</td> <td data-bbox="784 783 1266 825">Cryptologic systems or activities</td> </tr> <tr> <td data-bbox="605 835 776 877">25X3</td> <td data-bbox="784 835 1266 877">Weapons of Mass Destruction</td> </tr> <tr> <td data-bbox="605 888 776 930">25X4</td> <td data-bbox="784 888 1266 930">U.S. Weapons Systems</td> </tr> <tr> <td data-bbox="605 940 776 982">25X5</td> <td data-bbox="784 940 1266 982">U.S. Military War Plans</td> </tr> <tr> <td data-bbox="605 993 776 1035">25X6</td> <td data-bbox="784 993 1266 1035">Foreign Relations and Diplomatic Affairs</td> </tr> <tr> <td data-bbox="605 1045 776 1087">25X7</td> <td data-bbox="784 1045 1266 1087">Protection of the President</td> </tr> <tr> <td data-bbox="605 1098 776 1140">25X8</td> <td data-bbox="784 1098 1266 1140">National Security Emergency Plans</td> </tr> <tr> <td data-bbox="605 1150 776 1192">25X9</td> <td data-bbox="784 1150 1266 1192">Statutes and International Agreements</td> </tr> <tr> <td data-bbox="605 1203 776 1245">STAT</td> <td data-bbox="784 1203 1266 1245">Intelligence and other Statutes</td> </tr> <tr> <td data-bbox="605 1255 776 1297">CPYRGHT</td> <td data-bbox="784 1255 1266 1297">Copyrighted Material</td> </tr> <tr> <td data-bbox="605 1308 776 1350">ILLEGIB</td> <td data-bbox="784 1308 1266 1350">Unreadable Material</td> </tr> </tbody> </table>	Code	Reason Information Not Declassified	25X1	Intelligence Sources and Methods	25X2	Cryptologic systems or activities	25X3	Weapons of Mass Destruction	25X4	U.S. Weapons Systems	25X5	U.S. Military War Plans	25X6	Foreign Relations and Diplomatic Affairs	25X7	Protection of the President	25X8	National Security Emergency Plans	25X9	Statutes and International Agreements	STAT	Intelligence and other Statutes	CPYRGHT	Copyrighted Material	ILLEGIB	Unreadable Material
Code	Reason Information Not Declassified																										
25X1	Intelligence Sources and Methods																										
25X2	Cryptologic systems or activities																										
25X3	Weapons of Mass Destruction																										
25X4	U.S. Weapons Systems																										
25X5	U.S. Military War Plans																										
25X6	Foreign Relations and Diplomatic Affairs																										
25X7	Protection of the President																										
25X8	National Security Emergency Plans																										
25X9	Statutes and International Agreements																										
STAT	Intelligence and other Statutes																										
CPYRGHT	Copyrighted Material																										
ILLEGIB	Unreadable Material																										
PARENT DOC#	The ESDN of the parent document to which this document is attached.																										

B - 3

UNCLASSIFIED

August 5, 2008

UNCLASSIFIED

FOLDER TITLE	The unclassified title of the folder with classified information removed.
JOB NUMBER	A reference identifier defined by the Agency for a set of records retired by an Information Management Officer. The first two characters of the job number indicate the year the records were retired and characters four through nine are sequentially assigned within the year. The job number has no relationship to the type of document, the originating office, or the retiring office.
BOX NUMBER	The number assigned by the Agency to a specific box within a job.
FOLDER NUMBER	A sequential number assigned to folders within a box. It represents the physical order in which the folders are arranged within the box.
DOCUMENT NUMBER	A sequential number assigned to documents within a folder. It represents the physical order in which the documents appear in the folder.
MEDIA ID	The serial number of the CD that contained the documents loaded onto CREST.
COLLECTION	Identifies the collection from which a document comes. Available to allow users to search for records in the collection by browsing. See Appendix A for a description of collections currently on CREST. These collections are: <ul style="list-style-type: none"> • Consolidated Translations • General CIA Records • Ground Photo Caption Cards • JPRS • NGA (formerly NIMA) • NIS • Scientific Abstracts • STARGATE • Berlin Tunnel
YEAR RELEASED	Identifier for the fiscal year the document was released. Available to allow users to search records by year.

B - 4

UNCLASSIFIED

August 5, 2008

UNCLASSIFIED

Appendix C

Wild Cards

UNCLASSIFIED

UNCLASSIFIED**Appendix C****Wild Cards**

Wildcards are special characters used in place of other characters that may be in the text you are trying to find. Wildcards can be used in text and/or field searches.

Because the accuracy of OCR text and index data varies, you may want to use wildcards in your search. Using Wildcards maximizes the number of search hits. It is wise to use the shortest possible character set that uniquely identifies your topic of interest.

CREST uses four wildcards:

Wildcard	Description
*	(Asterisk) Represents zero or more missing characters. For example, searching on <code>assass*</code> will find documents containing "assassin", "assassins", or "assassination".
?	(Question mark) Represents any single character. For example, <code>gr?y</code> would find "gray" and "grey," but not "gravy."
[]	(Brackets) Brackets are used as a wildcard for any single character. A limited set of replacement characters can be specified within the brackets. For example, <code>gr[ac]y</code> would find "gray" and "grey," but no others.
-	(Dash) This operator indicates a range of characters. For example, <code>b[a-i]t</code> would find the words "bat," "bet" and "bit," but not "but."

Wildcards may be combined. For example, `br[a-o]kc*` would find all of the following words: **brake, braked, broke, broker, and broken.**

UNCLASSIFIED

August 5, 2008

UNCLASSIFIED

Appendix D
Search Relationship Operators

UNCLASSIFIED

UNCLASSIFIED**APPENDIX D****Search Relationship Operators**

The advanced search syntax allows you to specify multiple search criteria. However, you must specify the relationship between each search criteria. Search results will be limited according to the specified relationship. The operators that can separate one search criteria from another are:

OPERATOR	DESCRIPTION	SAMPLE
&	(AND) Valid search results must match the search criteria that appear before and after the ampersand.	Criteria1 & Criteria2
	(OR) Valid search results must match either the search criteria that appear before or after the pipe (vertical bar).	Criteria1 Criteria2
-	(NOT) Valid search results match the search criteria that appear before the dash, but must not satisfy the search criteria that appear after the dash.	Criteria1 - Criteria2
^#	(WITHIN) Use the carat symbol to determine the maximum distance by which two phrases may be separated in a document and still be considered a valid search result. This operator can only be used between two phrases.	Phrase1 ^5 Phrase2
()	(Parentheses) Parentheses are used to group search criteria together. Grouping search criteria allows you to determine the logic that will be used when CREST interprets the relationships between search criteria. Parentheses are used to determine the order in which search criteria will be processed. CREST processes the innermost parentheses first and works outward. Parentheses can be used as much as desired. If there are no parentheses, CREST operates from left to right. For example: CREST will interpret the sample syntax at the right as follows: valid search results must either satisfy criteria A and B or they must satisfy criteria C and D.	(A &B) (C & D)

UNCLASSIFIED

August 5, 2008

UNCLASSIFIED**Full-Text Search Syntax**

Using the advanced search syntax to search for a particular word or phrase does not require any special formatting. However, you can take advantage of the advanced search syntax to perform more complex full-text searches. One of the uses of this syntax is to search for more than a single word or phrase. For example, suppose that you wanted to find all documents that pertain to "India" and contain the word "Pakistan" or "Kashmir". Using parentheses to compose the above-mentioned search, you would specify one of the following:

- India & (Pakistan | Kashmir)
- (Pakistan | Kashmir) & India

In the search criteria specified above, the pipe "|" represents "OR" and the ampersand "&" represents "AND." In the above example, the order in which search criteria are listed does not matter. In other cases, however, the order in which you list search criteria can make a huge difference. For example, if you remove the parentheses from the above example, you would end up with the following:

- India & Pakistan | Kashmir
- Pakistan | Kashmir & India

The first search syntax would find all documents that contain the words "India" and "Pakistan". It would also find all documents that contain the word "Kashmir." The second search syntax would find all documents that contain the word "Pakistan." It would also find all documents that contain the words "Kashmir" and "India." As you can see, parentheses and the order in which you list search criteria can have a huge impact on your search results.

Proximity search, which can only be specified for full-text searches, can also be performed using the advanced search syntax. Specify a proximity search by separating two phrases with a caret (^) followed by the maximum number of words that can come between the two phrases. Thus, if you are only interested in documents where the word "India" occurs within 15 words of either the word "Pakistan" or "Kashmir", you would specify one of the following:

- (Pakistan | Kashmir) ^15 India
- India ^15 (Pakistan | Kashmir)

UNCLASSIFIED

UNCLASSIFIED

Appendix E

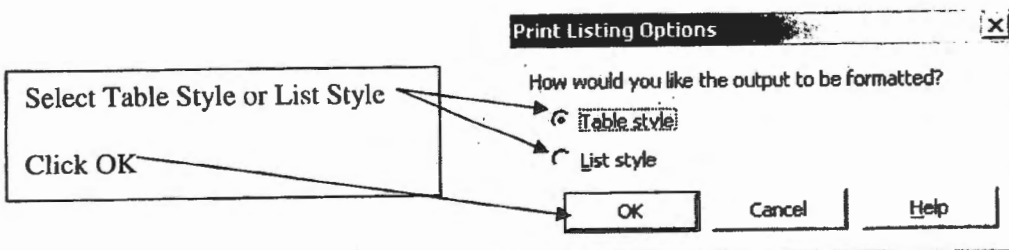
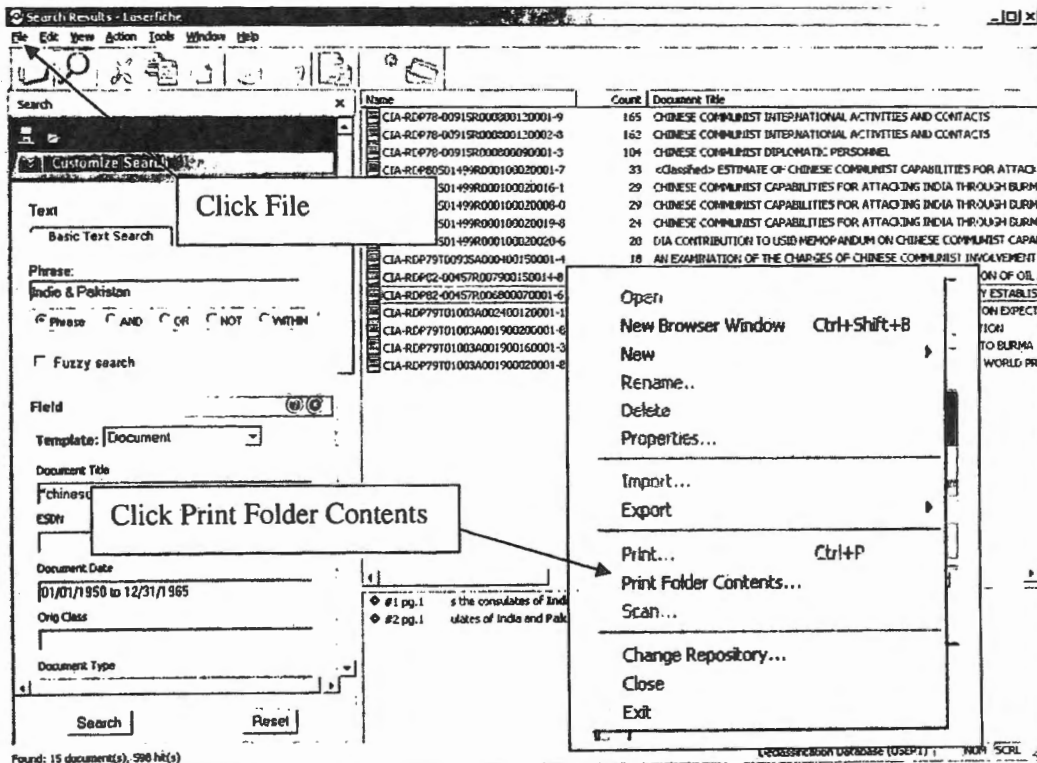
Hit List Print Instructions

UNCLASSIFIED

UNCLASSIFIED

Appendix E

Hit List Print Instructions



The following table shows the two different styles of Hit Lists. Because of space limitations, the Table Style does not show data from all index fields.

UNCLASSIFIED

Table Style	<p>Search Results Page 1 of 3</p> <table border="1"> <thead> <tr> <th>Name</th> <th>Count</th> <th>Document Title</th> <th>Document Date</th> <th>Orig Class</th> <th>Document Type</th> <th>Pages</th> <th>Copyright</th> </tr> </thead> <tbody> <tr> <td>CIA-RDP78-00915R000800120001-9</td> <td>163</td> <td>CHINESE COMMUNIST INTERNATIONAL ACTIVITIES AND CONTACTS</td> <td>1/1/1958</td> <td>K</td> <td>REPORT</td> <td>143</td> <td>N</td> </tr> <tr> <td>CIA-RDP78-00915R000800120002-8</td> <td>162</td> <td>CHINESE COMMUNIST INTERNATIONAL ACTIVITIES AND CONTACTS</td> <td>3/1/1959</td> <td>K</td> <td>REPORT</td> <td>161</td> <td>N</td> </tr> <tr> <td>CIA-RDP78-00915R000800100001-3</td> <td>104</td> <td>CHINESE COMMUNIST DIPLOMATIC PERSONNEL</td> <td>1/1/1958</td> <td>C</td> <td>REPORT</td> <td>123</td> <td>N</td> </tr> <tr> <td>CIA-RDP78-00915R00080010002001-33</td> <td>7</td> <td>ESTIMATE OF CHINESE COMMUNIST CAPABILITIES FOR ATTACKING INDIA THROUGH BURMESE TERRITORY</td> <td>8/1/1963</td> <td>S</td> <td>REPORT</td> <td>20</td> <td>N</td> </tr> <tr> <td>CIA-RDP78-00915R000800100020016-29</td> <td>1</td> <td>CHINESE COMMUNIST CAPABILITIES FOR ATTACKING INDIA THROUGH BURMESE TERRITORY</td> <td>5/4/1963</td> <td>S</td> <td>MEMO</td> <td>15</td> <td>N</td> </tr> <tr> <td>CIA-RDP78-00915R000800100020000-29</td> <td>0</td> <td>CHINESE COMMUNIST CAPABILITIES FOR ATTACKING INDIA THROUGH BURMESE TERRITORY</td> <td>6/8/1963</td> <td>S</td> <td>MEMO</td> <td>16</td> <td>N</td> </tr> <tr> <td>CIA-RDP78-00915R000800100020019-24</td> <td>0</td> <td>CHINESE COMMUNIST CAPABILITIES FOR ATTACKING INDIA THROUGH</td> <td>5/26/1963</td> <td>S</td> <td>REPORT</td> <td>31</td> <td>N</td> </tr> </tbody> </table> <p style="text-align: right;">2/4/2008</p>	Name	Count	Document Title	Document Date	Orig Class	Document Type	Pages	Copyright	CIA-RDP78-00915R000800120001-9	163	CHINESE COMMUNIST INTERNATIONAL ACTIVITIES AND CONTACTS	1/1/1958	K	REPORT	143	N	CIA-RDP78-00915R000800120002-8	162	CHINESE COMMUNIST INTERNATIONAL ACTIVITIES AND CONTACTS	3/1/1959	K	REPORT	161	N	CIA-RDP78-00915R000800100001-3	104	CHINESE COMMUNIST DIPLOMATIC PERSONNEL	1/1/1958	C	REPORT	123	N	CIA-RDP78-00915R00080010002001-33	7	ESTIMATE OF CHINESE COMMUNIST CAPABILITIES FOR ATTACKING INDIA THROUGH BURMESE TERRITORY	8/1/1963	S	REPORT	20	N	CIA-RDP78-00915R000800100020016-29	1	CHINESE COMMUNIST CAPABILITIES FOR ATTACKING INDIA THROUGH BURMESE TERRITORY	5/4/1963	S	MEMO	15	N	CIA-RDP78-00915R000800100020000-29	0	CHINESE COMMUNIST CAPABILITIES FOR ATTACKING INDIA THROUGH BURMESE TERRITORY	6/8/1963	S	MEMO	16	N	CIA-RDP78-00915R000800100020019-24	0	CHINESE COMMUNIST CAPABILITIES FOR ATTACKING INDIA THROUGH	5/26/1963	S	REPORT	31	N
Name	Count	Document Title	Document Date	Orig Class	Document Type	Pages	Copyright																																																										
CIA-RDP78-00915R000800120001-9	163	CHINESE COMMUNIST INTERNATIONAL ACTIVITIES AND CONTACTS	1/1/1958	K	REPORT	143	N																																																										
CIA-RDP78-00915R000800120002-8	162	CHINESE COMMUNIST INTERNATIONAL ACTIVITIES AND CONTACTS	3/1/1959	K	REPORT	161	N																																																										
CIA-RDP78-00915R000800100001-3	104	CHINESE COMMUNIST DIPLOMATIC PERSONNEL	1/1/1958	C	REPORT	123	N																																																										
CIA-RDP78-00915R00080010002001-33	7	ESTIMATE OF CHINESE COMMUNIST CAPABILITIES FOR ATTACKING INDIA THROUGH BURMESE TERRITORY	8/1/1963	S	REPORT	20	N																																																										
CIA-RDP78-00915R000800100020016-29	1	CHINESE COMMUNIST CAPABILITIES FOR ATTACKING INDIA THROUGH BURMESE TERRITORY	5/4/1963	S	MEMO	15	N																																																										
CIA-RDP78-00915R000800100020000-29	0	CHINESE COMMUNIST CAPABILITIES FOR ATTACKING INDIA THROUGH BURMESE TERRITORY	6/8/1963	S	MEMO	16	N																																																										
CIA-RDP78-00915R000800100020019-24	0	CHINESE COMMUNIST CAPABILITIES FOR ATTACKING INDIA THROUGH	5/26/1963	S	REPORT	31	N																																																										
List Style	<p>Search Results Page 1 of 7</p> <p>Name: CIA-RDP78-00915R000800120001-9 Count: 163 Document Title: CHINESE COMMUNIST INTERNATIONAL ACTIVITIES AND CONTACTS Document Date: 1/1/1958 Orig Class: K Document Type: REPORT Pages: 143 Copyright: N Derision: RIFPUB Exempt Code: None Parent Doc#: Folder Title: CHINESE COMMUNIST INTL ACTIVITIES - CONTACTS Job Number: 78-00915R Box Number: 8 Folder Number: 12 Document Number: 1 Media ID: CDC-00000061 Collection: General CIA Records Year Released: 2000 ESDN: CIA-RDP78-00915R000800120001-9</p> <p>Name: CIA-RDP78-00915R000800120002-8 Count: 162 Document Title: CHINESE COMMUNIST INTERNATIONAL ACTIVITIES AND CONTACTS Document Date: 3/1/1959 Orig Class: K Document Type: REPORT Pages: 161 Copyright: N Derision: RIFPUB Exempt Code: None Parent Doc#: Folder Title: CHINESE COMMUNIST INTL ACTIVITIES - CONTACTS Job Number: 78-00915R Box Number: 8 Folder Number: 12 Document Number: 2 Media ID: CDC-00000061 Collection: General CIA Records Year Released: 2000 ESDN: CIA-RDP78-00915R000800120002-8</p> <p>Name: CIA-RDP78-00915R000800100001-3 Count: 104 Document Title: CHINESE COMMUNIST DIPLOMATIC PERSONNEL Document Date: 1/1/1958</p>																																																																

UNCLASSIFIED

August 5, 2008

UNCLASSIFIED

Appendix F

Document Window Toolbar

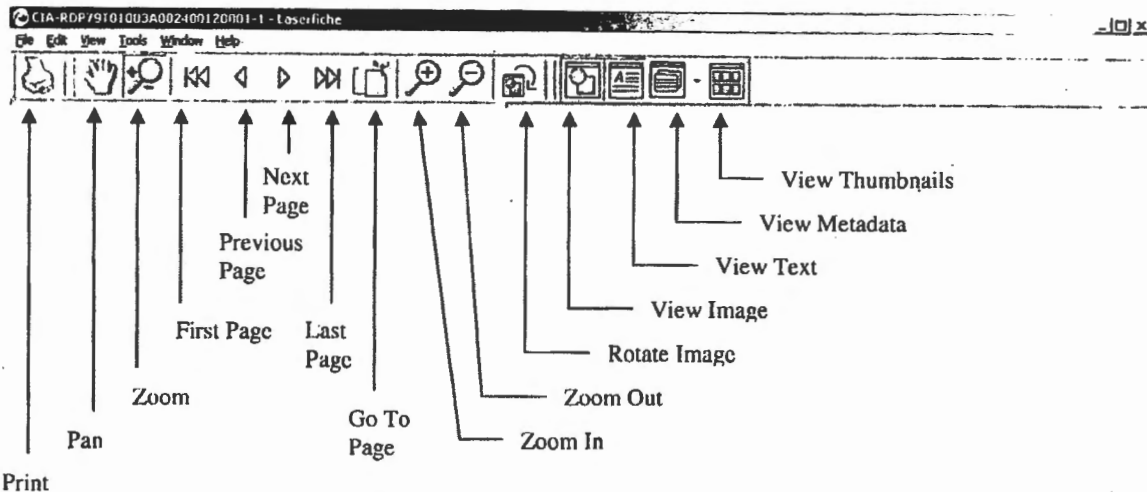
UNCLASSIFIED


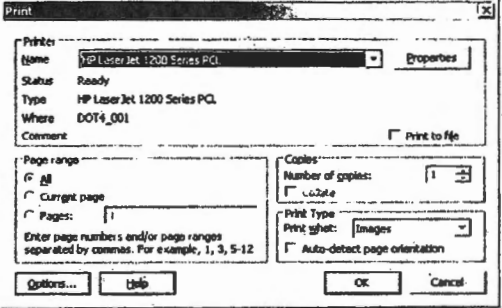

UNCLASSIFIED

Appendix F







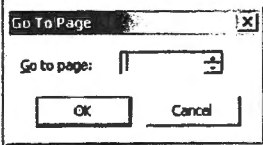



Document Window Toolbar

The Document toolbar allows you to perform basic operations, such as zooming in and out of the image, and determining what type of information is displayed. This table shows the primary toolbar buttons that allow researchers to print and review documents.



Icon	Description
	<p>The Print toolbar button prints the currently opened document. This button loads the Print dialog box where you can set print options.</p> 
	<p>The Panning tool changes how the cursor behaves in the image view. This mode allows scrolling by using the cursor to drag the image in the desired direction. Selecting this tool will change the cursor when hovering over an image to a hand.</p>

UNCLASSIFIED

	The Zoom tool changes how the cursor behaves when using the image view. Selecting this tool will change the appearance of the cursor when hovering over an image to a magnifying glass. By default, a plus symbol will appear on the magnifying glass. This indicates that the image can be magnified by clicking the image with the left mouse button. If you would like to zoom out of the image, hold down the SHIFT key to change the plus symbol to a minus symbol while clicking the image with the left mouse button.
	The First Page toolbar button allows you to jump to the first page of the current document.
	The Previous Page toolbar button displays the previous page in the document. If the first page in the document is being displayed, then this option will be disabled.
	The Next Page toolbar button displays the next page in the document. If the last page in the document is being displayed, then this option will be disabled.
	The Last Page toolbar button allows you to jump to the last page of the current document.
	The Go To Page toolbar button allows you to jump to a specific page. This button loads the Go To Page dialog box.
	Type in the page you want to go to on the Go to Page box and click OK.
	The Zoom In toolbar button magnifies the display of the image by one zoom factor.
	The Zoom Out toolbar button reduces the display of the image by one zoom factor.
	The Rotate Image Clockwise toolbar button rotates the image clockwise (to the right) by 90 degrees. This orientation setting remains in effect until the image is rotated again. You can use it to correct images that have been improperly scanned. This setting will not affect the orientation of an image when it is printed.

In most cases researchers will find the above toolbar buttons sufficient to do their research and print documents. Additional buttons allow researchers to change the appearance of the screen and see metadata associated with the document. These additional toolbar buttons and corresponding screens are shown on the following pages.

UNCLASSIFIED

The View Image toolbar button toggles the visibility of the image view. Clicking on this button toggles between a screen showing the document image beside the OCR text and a screen showing only the OCR text.

Document image beside the OCR text

CIA-RDP02-00457R006600070001-6 - Luvrliche

File Edit View Tools Window Help

CONFIDENTIAL

25X1A

Approved For Release - CIA

4-O-AT-O R-PO-T CD NO-
CONFIDENTIAL

Chinese Communist Development of Airfields and Military Establishments - Sinkiang Province

25X1A SUPPLEMENT TO REPORT NO.

At the conference held in Peiping on 30 May 1950 - Sinkiang Province was selected as the area of greatest security and primary strategic importance for military purposes, in consequence, Party organization and Party machinery were strengthened in Sinkiang, and an extensive propaganda campaign was carried out to convince the local population of their duty to the nation. The Province was also cleared of undesirables, including such "imperialist agents" as the consulates of India and Pakistan.

After the undesirable elements had been driven from Sinkiang, construction of airfields, military establishments and ordnance depots was begun. All air force equipment was supplied by the USSR and Czechoslovakia, and the USSR also furnished military and air advisers. Young Chinese were sent to the USSR and the "People's Democracy" for aviation training.

Declassification Database (USRI) Image: 2544 x 4132, 300 x 300 DPI Page 1 of 2

OCR text only

CIA-RDP02-00457R006600070001-6 - Luvrliche

File Edit View Tools Window Help

CONFIDENTIAL

25X1A

Approved For Release - CIA

4-O-AT-O R-PO-T CD NO-
CONFIDENTIAL

Chinese Communist Development of Airfields and Military Establishments - Sinkiang Province

25X1A SUPPLEMENT TO REPORT NO.

At the conference held in Peiping on 30 May 1950 - Sinkiang Province was selected as the area of greatest security and primary strategic importance for military purposes, in consequence, Party organization and Party machinery were strengthened in Sinkiang, and an extensive propaganda campaign was carried out to convince the local population of their duty to the nation. The Province was also cleared of undesirables, including such "imperialist agents" as the consulates of India and Pakistan.

After the undesirable elements had been driven from Sinkiang, construction of airfields, military establishments and ordnance depots was begun. All air force equipment was supplied by the USSR and Czechoslovakia, and the USSR also furnished military and air advisers. Young Chinese were sent to the USSR and the "People's Democracy" for aviation training.

Ready

Declassification Database (USRI) Page 1 of 2 Page 1 of 2

UNCLASSIFIED

UNCLASSIFIED

The View Text toolbar button toggles the visibility of the OCR text view. Clicking this button will toggle between a screen showing the document image beside the OCR text and a screen showing only the document image.

Document image beside the OCR text

CONFIDENTIAL

INFORMATION REPORT

COUNTRY SUBJECT

PLACE ACQUIRED

DATE OF INFO

25XIA

Approved For Release - R--gO--Cyt-

CONFIDENTIAL

Chinese Communist Development of -L- - NO. OF PAGES 2

Airfields and Military Establishments - Sinkiang Province

25XIA SUPPLEMENT TO REPORT NO.

At the conference held in Peking on 30 May 1960 Sinkiang Province was selected as the area of greatest security and primary strategic importance for military purposes, in consequence, Party organization and Party machinery were strengthened in Sinkiang, and an extensive propaganda campaign was carried out to convince the local population of their duty to the nation. The Province was also cleared of undesirables, including such "imperialist agents" as the consulates of [redacted] and [redacted].

After the undesirable elements had been driven from Sinkiang, construction of airfields, military establishments and ordnance depots was begun. All air force equipment was supplied by the USSR and Czechoslovakia, and the USSR also furnished military and air advisers. Young Chinese were sent to

Declassification Database (USFR1) Page 1 of 2 Page 1 of 2

Only the document image

CONFIDENTIAL

INFORMATION REPORT

COUNTRY SUBJECT

PLACE ACQUIRED

DATE OF INFO

25XIA

Approved For Release - R--gO--Cyt-

CONFIDENTIAL

Chinese Communist Development of -L- - NO. OF PAGES 2

Airfields and Military Establishments - Sinkiang Province

25XIA SUPPLEMENT TO REPORT NO.

At the conference held in Peking on 30 May 1960 Sinkiang Province was selected as the area of greatest security and primary strategic importance for military purposes, in consequence, Party organization and Party machinery were strengthened in Sinkiang, and an extensive propaganda campaign was carried out to convince the local population of their duty to the nation. The Province was also cleared of undesirables, including such "imperialist agents" as the consulates of [redacted] and [redacted].

After the undesirable elements had been driven from Sinkiang, construction of airfields, military establishments and ordnance depots was begun. All air force equipment was supplied by the USSR and Czechoslovakia, and the USSR also furnished military and air advisers. Young Chinese were sent to


Declassification Database (USFR1) Image: 2544 x 4132, 300 x 300 DPI Page 1 of 2

F-4

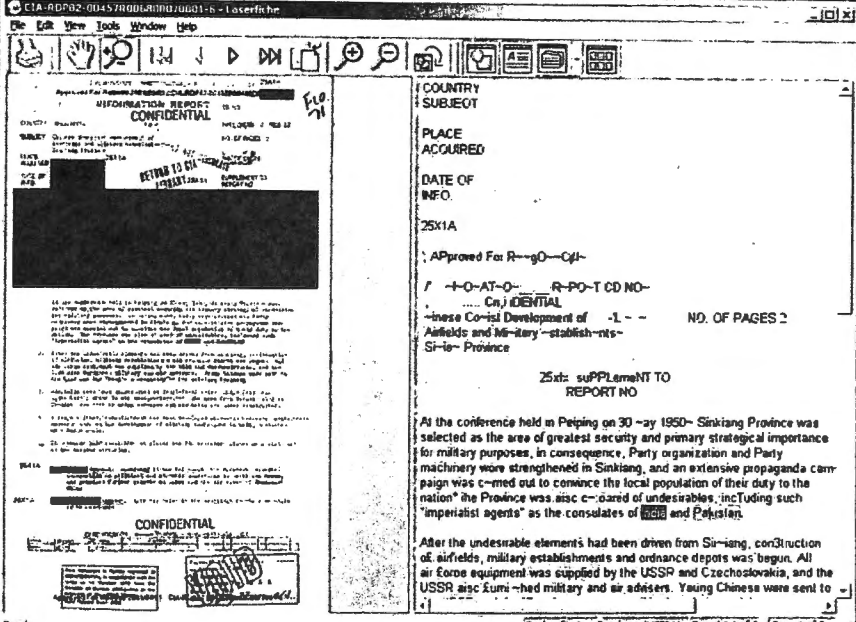
UNCLASSIFIED

August 5, 2008

UNCLASSIFIED

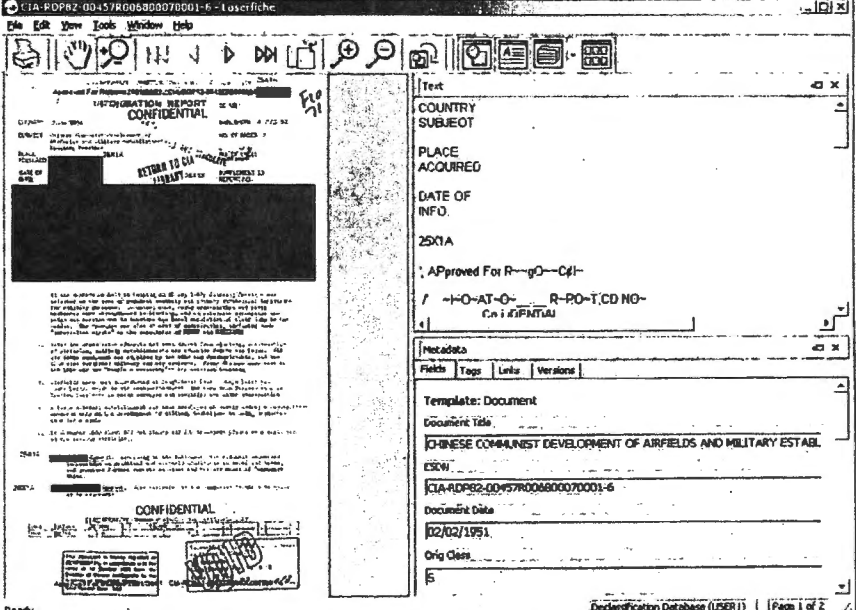
 The **View Metadata** toolbar button toggles the visibility of the metadata view. Clicking this button will toggle between a screen showing the document image beside the OCR text and a screen showing the document image, metadata and the OCR text. The field metadata of the currently opened document will be shown when the metadata view is visible

Document image beside the OCR text



The screenshot shows a document viewer interface. On the left is a large blacked-out document image. On the right is the OCR text, which includes a header 'CONFIDENTIAL' and a title 'CHINESE COMMUNIST DEVELOPMENT OF AIRFIELDS AND MILITARY ESTABLISHMENTS IN SINKIANG PROVINCE'. The text describes military developments in Sinkiang Province in 1950, mentioning the construction of airfields and military establishments, and the presence of 'imperialist agents'.


Document image, OCR text, and metadata



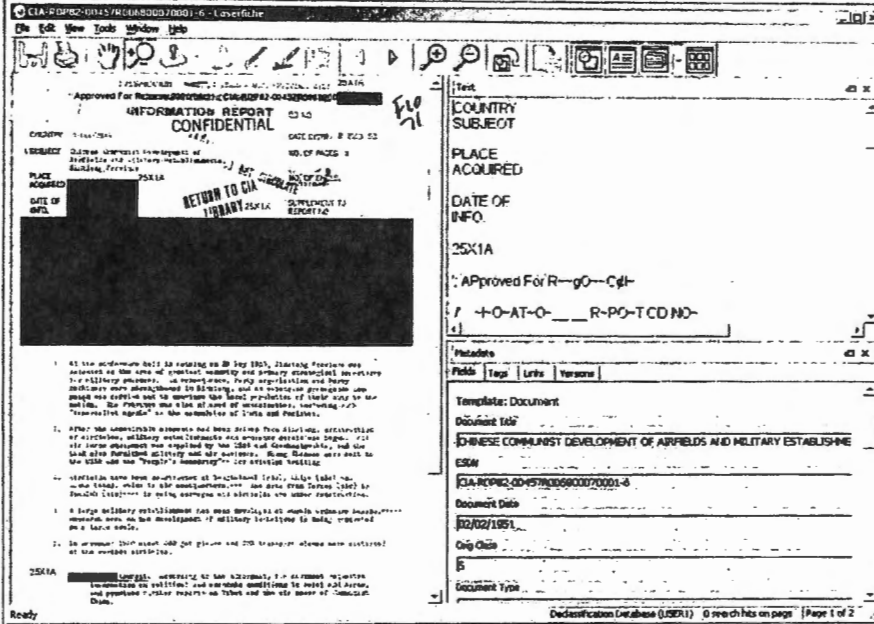
The screenshot shows the same document viewer as above, but with a metadata sidebar visible on the right. The sidebar contains a 'Text' view of the OCR text and a 'Metadata' view. The metadata view shows fields such as 'Country Subject', 'Place Acquired', 'Date of Info', and 'Document Title'. The document title is 'CHINESE COMMUNIST DEVELOPMENT OF AIRFIELDS AND MILITARY ESTABLISHMENTS IN SINKIANG PROVINCE'. Other metadata includes the document ID 'CIA-RDP82-00457R00600070001-6' and the date '02/02/1951'.

UNCLASSIFIED

UNCLASSIFIED

 The **View Thumbnails** toolbar button toggles the visibility of the thumbnails view. Clicking this button will toggle between a screen showing the document image beside the OCR text and index fields and a screen showing the document image, thumbnails, index fields, and the OCR text. The thumbnails for each page in the currently open document will be shown when the thumbnail view is visible. Double clicking a thumbnail for a page will bring that page into view in the left side of the screen.

Document image beside the OCR text and index fields



Approved For Release (R) CIA-RDP82-00457R000300070001-6 - Level: Secret

INFORMATION REPORT
CONFIDENTIAL

DATE OF INFO: 25X1A

PLACE ACQUIRED: 25X1A

DATE OF INFO: 12/02/1951

Approved For Release (R) - gO - C&H
+O-AT-O R-PO-TCO NO-

Document Title: CHINESE COMMUNIST DEVELOPMENT OF AIRFIELDS AND MILITARY ESTABLISHMENTS

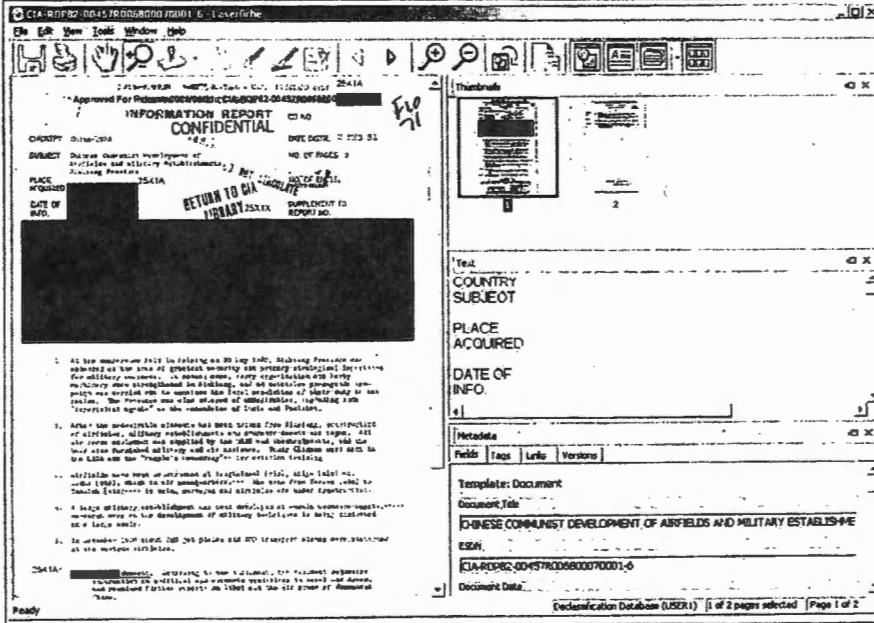
Document ID: CIA-RDP82-00457R000300070001-6

Document Date: 12/02/1951

Doc Type: 5

Declassification Database (USER1) 0 search hits on page Page 1 of 2

Document image, thumbnails, index fields, and the OCR text.



Approved For Release (R) CIA-RDP82-00457R000300070001-6 - Level: Secret

INFORMATION REPORT
CONFIDENTIAL

DATE OF INFO: 25X1A

PLACE ACQUIRED: 25X1A

DATE OF INFO: 12/02/1951

Approved For Release (R) - gO - C&H
+O-AT-O R-PO-TCO NO-

Document Title: CHINESE COMMUNIST DEVELOPMENT OF AIRFIELDS AND MILITARY ESTABLISHMENTS

Document ID: CIA-RDP82-00457R000300070001-6



Document Date: 12/02/1951

Doc Type: 5

Declassification Database (USER1) 0 of 2 pages selected Page 1 of 2

UNCLASSIFIED

UNCLASSIFIED

	The Next Document toolbar button allows you to jump to the next document in the Search Results Window (Hit List).
	The Previous Document toolbar button allows you to jump to the previous document in the Search Results Window (Hit List).

UNCLASSIFIED

August 5, 2008

UNCLASSIFIED

Appendix G
Fuzzy Search

UNCLASSIFIED

UNCLASSIFIED

Appendix G Fuzzy Search

The fuzzy search feature allows you to find all words or phrases that are similar to the word or phrase that you typed. When using the fuzzy search feature, the degree of accuracy is determined by the number of letters or by the percentage of the word. If you select the **Number of letters** option, you should also specify the maximum number of letters that a word can differ from the specified criteria and still be considered a search result. If you selected the **Percentage of word** option, you should also specify the percentage of the word that can differ from the search criteria and still be considered a search result.

Fuzzy searches take significantly more time. If you would like to perform faster searches, you should only use the fuzzy search option when you cannot find the desired document(s). If you are not sure of the exact content in the desired document(s) or the image quality of your scanned documents is poor, use fuzzy search from the beginning, so that your list of search results is as complete as possible.

Declassification Database - User1

File Edit View Action Tools Window Help

Search

Customize Search

Text

Basic Text Search Advanced Text Search

Enter the phrase to search for:

Fuzzy search

Field

Template: Document

Document Title

ESDN

Document Date

// to //

Orig Class

Search Reset

Click Fuzzy Search box

Consolidated Translations
General CIA Records
Ground Photo Caption Cards
JPRS
NGA Records (formerly NIMA)
NIS
Scientific Abstracts
STAR GATE

8 entries

Declassification Database (USER1)

G - 1

UNCLASSIFIED

August 5, 2008

UNCLASSIFIED

Example using Number of Letters option

1. Enter search term, e.g., India.
2. Specify the number of letters that the word that can differ from the search criteria and still be considered a search result, e.g., 2.
3. Click Search.

Search result contains documents in which India is misspelled or was OCR'd incorrectly. Search hits are in bold type, e.g., **Ida-; **mnda**; **sindi**; **ini**; **idi**; etc.**

Name	Count	Document Title
CIA-RDP83-00115R00400030001-4	3840	TURKISH PERIODICAL INDEX
CIA-RDP971013961000700060001-0	1192	INDEX TO ALL-SOURCE PHOTOGRAPHIC INTEL
CIA-RDP01-00707000200040003-0	1052	NATIONAL INTELLIGENCE SURVEY GAZETTE

Doc ID	Page	Text
#1	pg.3	...
#2	pg.3	...
#3	pg.3	...
#4	pg.3	...
#5	pg.3	...
#6	pg.3	...
#7	pg.4	...
#8	pg.4	...
#9	pg.4	...
#10	pg.4	...
#11	pg.4	...
#12	pg.5	...

UNCLASSIFIED

August 5, 2008

UNCLASSIFIED

Declassification Database - Classified

Example using Percentage of word option,

1. Enter search term, e.g., India
2. Specify the percentage of the word that can differ from the search criteria and still be considered a search result, e.g., 20%.
3. Click Search

Search

Customize Search

Text

Basic Text Search | Advanced Text Search

Enter the phrase to search for:

India

Fuzzy search

Criteria

Number of letters: 1

Percentage of word: 20

Field

Template: Document

Document Title

ESDN

Document Date

Search

Reset

8 entries

Declassification Database (USER1) | NUM SCOR

Search Results - Classified

Search

Customize Search

Text

Basic Text Search | Advanced Text Search

Enter the phrase to search for:

India

Fuzzy search

Criteria

Number of letters: 1

Percentage of word: 20

Field

Template: Document

Document Title

ESDN

Document Date

Search

Reset

Found: 30236 document(s), 9597 hit(s)

Name	Count	Document Title
CIA-RDP83-00415R006100050001-7	817	ASSOCIATION OF SCIENTIFIC WORKERS IN INDIA
CIA-RDP61500750A000700120004-6	664	STAGE II - PLANNING
CIA-RDP80-00926A001400030006-9	643	NATIONALISM AND REGIONALISM
CIA-RDP77		
CIA-RDP80		
CIA-RDP85		
CIA-RDP61		
CIA-RDP79		
CIA-RDP83		
CIA-RDP85		
CIA-RDP79		
CIA-RDP78		
CIA-RDP01		
CIA-RDP83-00415R006100050001-4	179	TURKISH PERIODICAL MILLET
CIA-RDP67-0003A000100030001-6	179	<Sanitized>
CIA-RDP79-0301A000300060001-3	175	BI-WEEKLY PROPAGANDA GUIDANCE
CIA-RDP79-0111A000300010001-2	170	CA PROPAGANDA PERSPECTIVES
CIA-RDP610006A000600170014-4	167	CHINESE INDIAN RELATIONS; 1972-1975
CIA-RDP60-01601R001300090001-8	154	A NEW LOOK FOR THE CIA
CIA-RDP79R0101Z000120002001-3	153	PROBABLE DEVELOPMENTS IN THE KASHMIR DISPUTE TO THE END OF 1975
CIA-RDP79101018A000100060001-2	150	THE SOUTHWESTERN FRONTIERS OF CHINA
CIA-RDP79-0111A000300060001-2	149	RESEARCH

Search result contains documents in which India is misspelled or was OCR'd incorrectly. Search hits are in bold type, e.g., **Indi**~; **Zndia**; ~**India**; **_INDJA**.

#1 pg.1 PORT NO. COUNTRY Indi- DATE DISTR. SUBJECT Association of Scien-
 #2 pg.1 Scientific Workers in Zndia. NO. OF PAGES. PLACE DATE OF MFD. 25K1
 #3 pg.1 Published by the Indian Chemical Society. 41 MEMS of Officers. Sections
 #4 pg.1 the "Indi" Journal of J- and Proceed-nces of the Indian
 #5 pg.1 Proceedings of the Indian Association 4. no Indian Association for -h
 #6 pg.1 Workers on India, Vol. 4, No. 6, 3rd, 1950. 5. no. of -ndia Wo
 #7 pg.1 Scientific Workers. India Memorandum. -dges of scien- workers on -h
 #8 pg.1 3rd of the Indian -ndia, Vol. -2, -, 2, Por., -950. - - -
 #9 pg.3 11/1 on-ous INDIAN SCIENCE CONGRESS ASS' 25K1C
 #10 pg.5 INDIAN SCIENCE CONGRESS ASSOCIATION Approved for Release
 #11 pg.5 Secretariat 7th Indian Science Congress, Univer- sity of Poona, Poona. En
 #12 pg.6 CONGRESS INDIAN, 17-3-50 - (AR) 3rd FEBRUARY 194-3-
 #13 pg.6 Sc. Entomologist, Indian [o-ternary TR-., - - - -h Institute,

Declassification Database (USER1) | NUM SCOR

UNCLASSIFIED

UNCLASSIFIED

Appendix H

Browsing the CREST Database

UNCLASSIFIED

UNCLASSIFIED**Appendix H****Browsing the CREST Database****Browser Background**

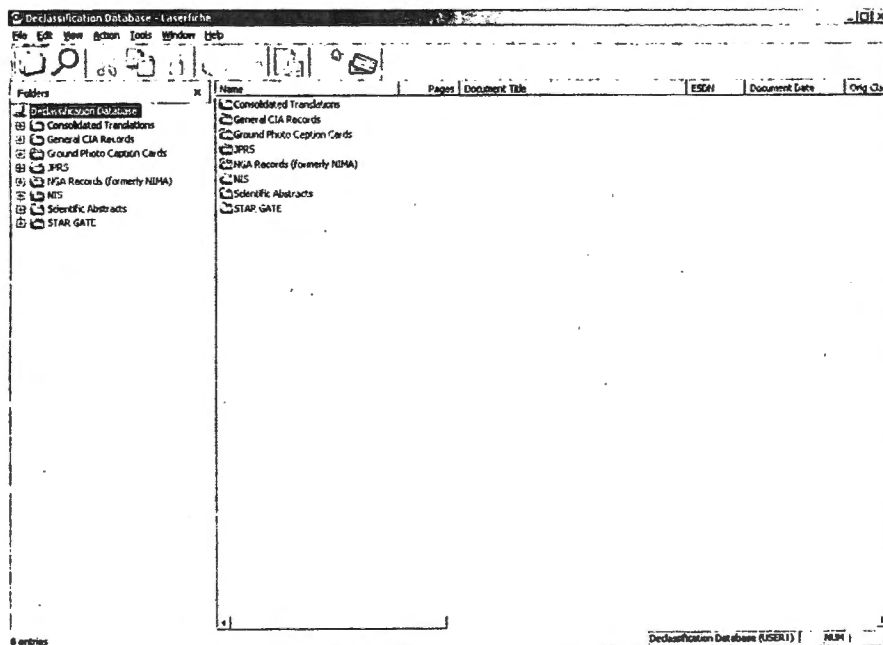
CREST allows you to find records by navigating through the hierarchical organization of folders in the CREST database. (Note: The CREST browsing technique parallels Windows Explorer browsing technique.) Browsing can be a time-consuming process.

The hierarchy of the documents was established when the documents were retired. The hierarchy below the CREST Collection level has no relationship to the type of document, the originating office, or the retiring office. The CREST hierarchical organization, as defined in Appendices A and B, is:

CREST Collection
 Job Number
 Box Number
 Folder Number
 Document

Browser Starting Point

The starting point for browsing the CREST database is the CREST Main Window below.



H - 1

UNCLASSIFIED

August 5, 2008

UNCLASSIFIED

The left pane is called the folders pane. The folders pane displays folders according to how they have been organized. The selected folder in the folders pane is the currently opened folder. It is highlighted. In the above screen the currently opened folder is the entire database, i.e., *Declassification Database – Laserfiche*.

The right pane is called the contents pane. The contents pane displays all of the items that reside in the currently opened folder. The right pane in the above screen shows all of the collections that reside in *Declassification Database – Laserfiche* (CREST). The contents pane can display folders (jobs, boxes, folders) or documents (ESDNs/Names).

You can use either the folders or the contents pane to navigate through CREST folders. The following instructions use the left pane.

Using the Browser

The CREST Main Window opens with a list of the CREST collections in the both panes. In each collection, you can expand the hierarchy downward by double-clicking a folder in the left pane.

To expand branches in the hierarchy structure in the left pane:

1. Double-click the collection identifier to view jobs available within the collection.
2. Double-click the job identifier to view boxes available within the job.
3. Double-click the box identifier to view folders available within the box.
4. Double-click a folder identifier to view the documents available within the folder. The documents will appear in the right pane of the window.

To view a document in the folder, double-click the document in the right pane.

To collapse branches in the hierarchy structure and return to the main window or go further up the hierarchy and view folders within that branch, use the left pane:

1. Double-click the box identifier.
2. Double-click the job identifier.
3. Double-click the collection identifier.
4. Single-click Declassification Database.

The following screens demonstrate browsing to get documents in the following hierarchical organization:

CREST Collection: Consolidated Translations

Job Number: 84-00581R

Box Number: 0002

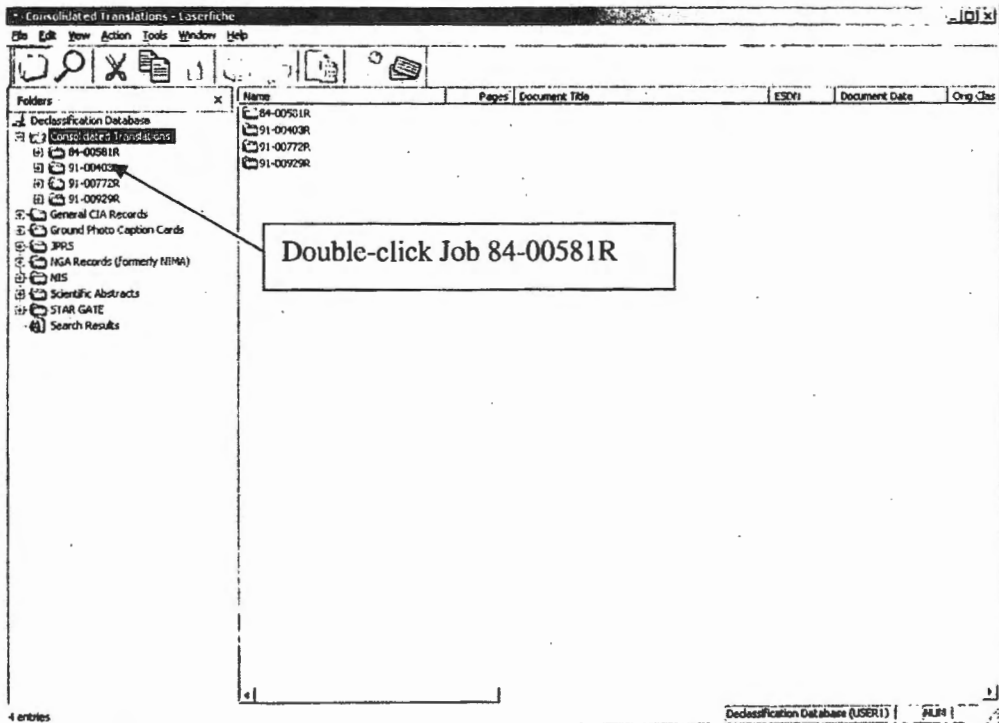
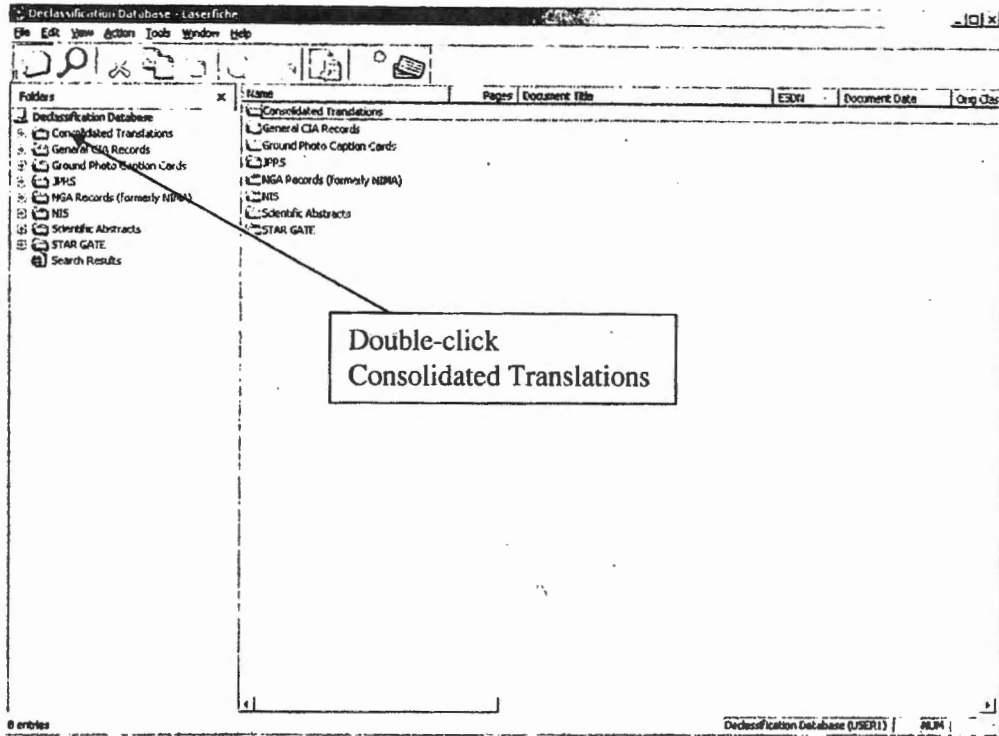
Folder Number: 0049

H - 2

UNCLASSIFIED

August 5, 2008

UNCLASSIFIED

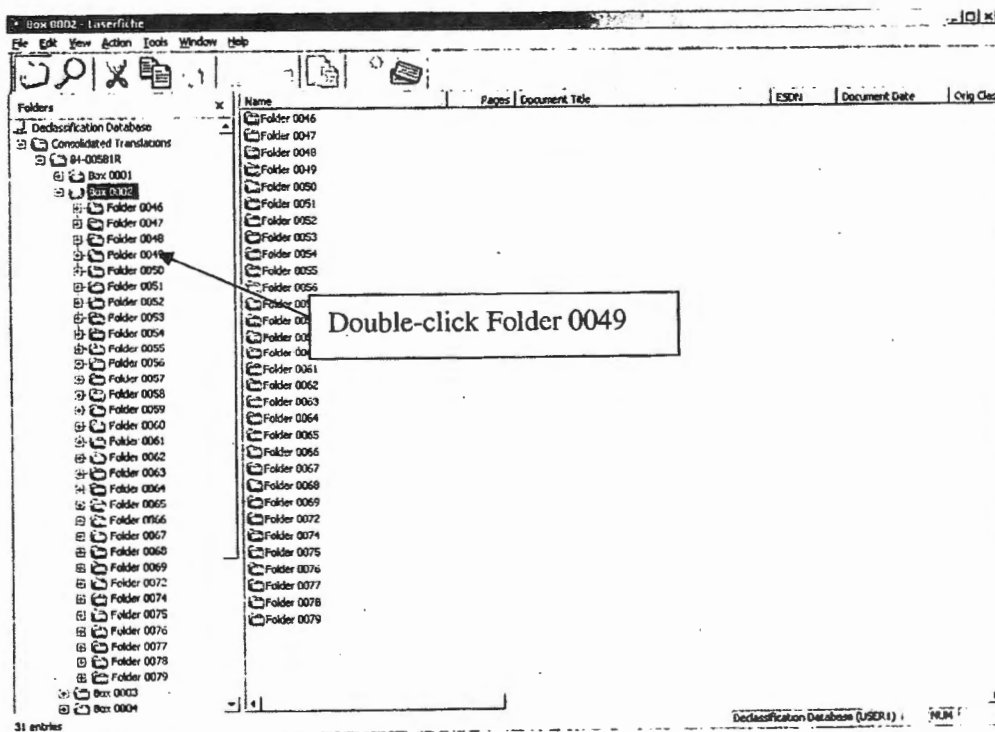
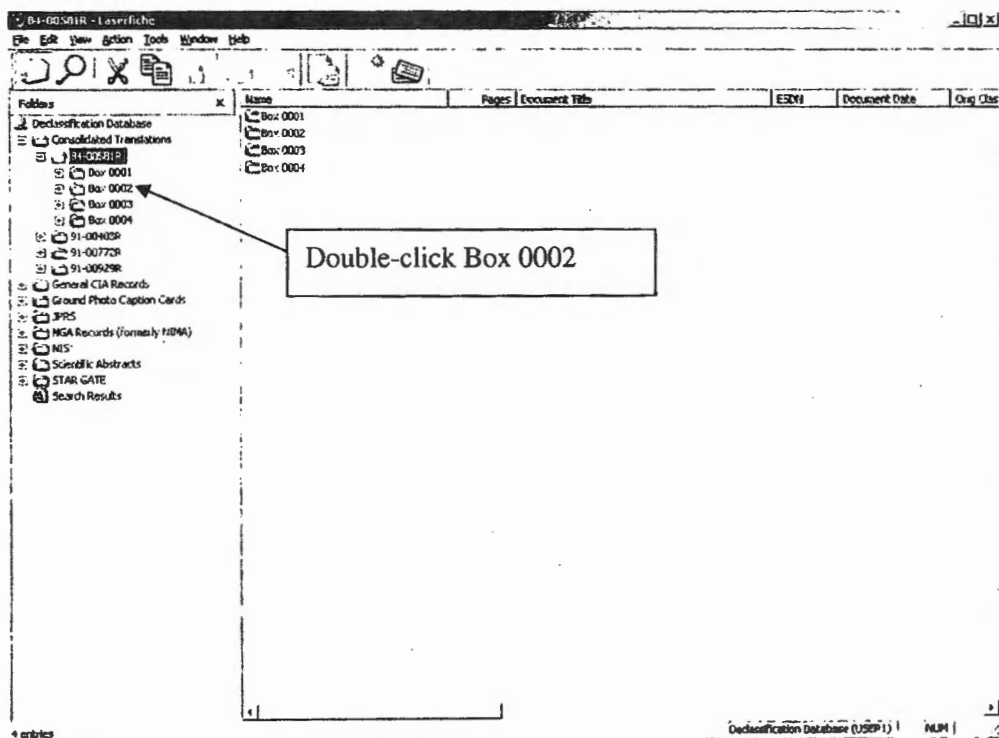


H - 3

UNCLASSIFIED

August 5, 2008

UNCLASSIFIED



H - 4

UNCLASSIFIED

August 5, 2008

UNCLASSIFIED

Folder 0019 - Laserfiche

File Edit View Action Tools Window Help

Folder	Name	Pages	Document Title	ESDR	Document Date	Orig
Declassification Database	CIA-RDP84-00581R000200490001-2	67	AUTHORS FR: SOKOLOVA, E.P. TO: SHEFTEL...	CIA-RDP...	12/31/1972	5
Consolidated Translations	CIA-RDP84-00581R000200490002-1	93	AUTHORS FR: SHAFITAL, N.M. TO: SHENKER...	CIA-RDP...	12/31/1972	5
04-00581P	CIA-RDP84-00581R000200490003-0	93	AUTHORS FR: SHENKER, YU.M. TO: SHEKHAN...	CIA-RDP...	12/31/1972	5
Box 0001	CIA-RDP84-00581R000200490004-9	85	AUTHORS FR: SHEKHAMET YEV, R.L. TO: SH...	CIA-RDP...	12/31/1972	5
Box 0002	CIA-RDP84-00581R000200490005-9	88	AUTHORS FR: SHEKHANOV, V.A. TO: SHELYUS...	CIA-RDP...	12/31/1972	5
Folder 0046	CIA-RDP84-00581R000200490006-7	93	AUTHORS FR: SHELYUSOV, V.I. TO: SHENYA...	CIA-RDP...	12/31/1972	5
Folder 0047	CIA-RDP84-00581R000200490007-6	92	AUTHORS FR: SHENYAKIN, H.M. TO: SHENH...	CIA-RDP...	12/31/1972	5
Folder 0048	CIA-RDP84-00581R000200490008-5	91	AUTHORS FR: SHEN HSUDI-HIEN TO: SHENK...	CIA-RDP...	12/31/1972	5
Folder 0049	CIA-RDP84-00581R000200490009-4	87	AUTHORS FR: SHENDEROVICH, A.M. TO: SHE...	CIA-RDP...	12/31/1972	5
Folder 0050	CIA-RDP84-00581R000200490010-2	83	AUTHORS FR: SHESHELEVICH, L.L. TO: SHEP...	CIA-RDP...	12/31/1972	5
Folder 0051	CIA-RDP84-00581R000200490011-1	92	AUTHORS FR: SHERMAN, F.S. TO: SHERWOOD...	CIA-RDP...	12/31/1972	5
Folder 0052	CIA-RDP84-00581R000200490012-0	90	AUTHORS FR: SHERWOOD, P.W. TO: SHIESTO...	CIA-RDP...	12/31/1972	5
Folder 0053	CIA-RDP84-00581R000200490013-9	94	AUTHORS FR: SHIESTOPALOV, V.P. TO: SHEVA...	CIA-RDP...	12/31/1972	5
Folder 0054	CIA-RDP84-00581R000200490014-6	26	AUTHORS FR: SHENYAKOV, I.O. TO: SHE...	CIA-RDP...	12/31/1972	5
Folder 0055	CIA-RDP84-00581R000200490015-7	91	AUTHORS			
Folder 0056	CIA-RDP84-00581R000200490016-6	90	AUTHORS			
Folder 0057	CIA-RDP84-00581R000200490017-5	87	AUTHORS			
Folder 0058	CIA-RDP84-00581R000200490018-4	81	AUTHORS			
Folder 0059	CIA-RDP84-00581R000200490019-3	80	AUTHORS			
Folder 0060	CIA-RDP84-00581R000200490020-1	82	AUTHORS FR: SHILERSKIY, YUL.M. TO: SHIGERU...	CIA-RDP...	12/31/1972	5
Folder 0061	CIA-RDP84-00581R000200490021-0	88	AUTHORS FR: SHIGERU, OTAKI TO: SHIHI-CHI...	CIA-RDP...	12/31/1972	5
Folder 0062	CIA-RDP84-00581R000200490022-9	88	AUTHORS FR: SHIH KUNG-SU TO: SHIH TIEY...	CIA-RDP...	12/31/1972	5
Folder 0063	CIA-RDP84-00581R000200490023-6	89	AUTHORS FR: SHIH TIEY, I.A. TO: SHILLER, L...	CIA-RDP...	12/31/1972	5
Folder 0064	CIA-RDP84-00581R000200490024-7	93	AUTHORS FR: SHILLER, YU.I. TO: SHILOV, V.N...	CIA-RDP...	12/31/1972	5
Folder 0065	CIA-RDP84-00581R000200490025-4	05	AUTHORS FR: SHILOV, V.N. TO: SHIMANSKAY...	CIA-RDP...	12/31/1972	5
Folder 0066	CIA-RDP84-00581R000200490026-5	62	AUTHORS FR: SHIMANSKAYA, N.S. TO: SHIM...	CIA-RDP...	12/31/1972	5
Folder 0067	CIA-RDP84-00581R000200490027-4	87	AUTHORS FR: SHINOH, ENR COAL. TO: SHI...	CIA-RDP...	12/31/1972	5
Folder 0068	CIA-RDP84-00581R000200490028-3	92	AUTHORS FR: SHIRAYAY, A.YA. TO: SHIREN...	CIA-RDP...	12/31/1972	5
Folder 0069	CIA-RDP84-00581R000200490029-2	84	AUTHORS FR: SHIREY, V.A. TO: SHIROKOV, N.I...	CIA-RDP...	12/31/1972	5
Folder 0070	CIA-RDP84-00581R000200490030-0	90	AUTHORS FR: SHIROKOV, M.I. TO: SHIRYATE...	CIA-RDP...	12/31/1972	5
Folder 0071	CIA-RDP84-00581R000200490031-9	80	AUTHORS FR: SHIRYAYEV, V. TO: SHISHIN...	CIA-RDP...	12/31/1972	5
Folder 0072	CIA-RDP84-00581R000200490032-8	92	AUTHORS FR: SHISHKIN, H.F. TO: SHISHKOV...	CIA-RDP...	12/31/1972	5
Folder 0073	CIA-RDP84-00581R000200490033-7	67	AUTHORS FR: SHISHKOV, N.V. TO: SHISHOVA...	CIA-RDP...	12/31/1972	5
Folder 0074	CIA-RDP84-00581R000200490034-6	87	AUTHORS FR: SHISHOV, YE.V. TO: SHKANTOV...	CIA-RDP...	12/31/1972	5
Folder 0075	CIA-RDP84-00581R000200490035-5	92	AUTHORS FR: SHKANTOVA, N.G. TO: SHILOV...	CIA-RDP...	12/31/1972	5

Double-click on any document to view it.

Declassification Database (USER1) NUM 1

CIA-RDP84-00581R000200490014-6 - Laserfiche

File Edit View Tools Window Help

APPROVED FOR RELEASE: Tuesday, November 13, 2001 CTA-RC

APPROVED FOR RELEASE: Tuesday, November 13, 2001 CTA-RC

APPROVED FOR RELEASE: Tuesday, November 13, 2001 CIA-RDP84-00581R000200490014-6

APPROVED FOR RELEASE: Tuesday, November 13, 2001 CIA-RDP84-00581R000200490014-6

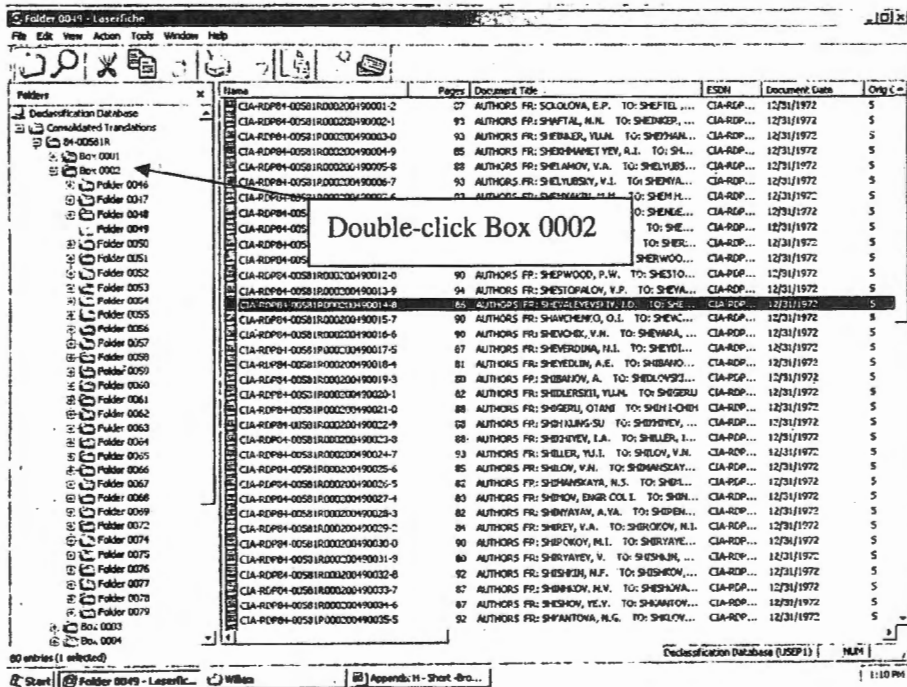
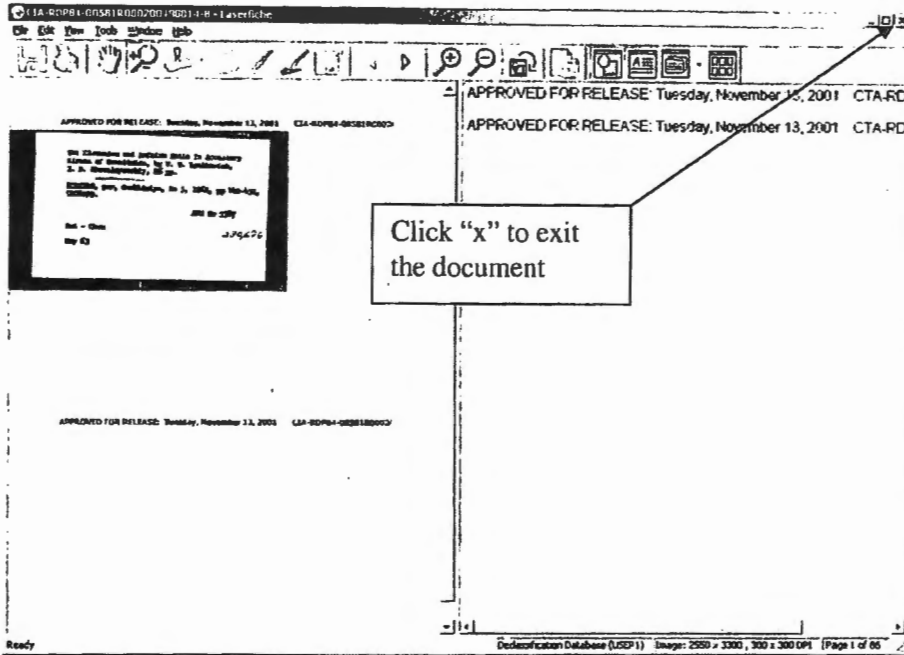
Ready

Declassification Database (USER1) (Image: 2550 x 3300, 300 x 300 DPI) Page 1 of 66

UNCLASSIFIED

UNCLASSIFIED

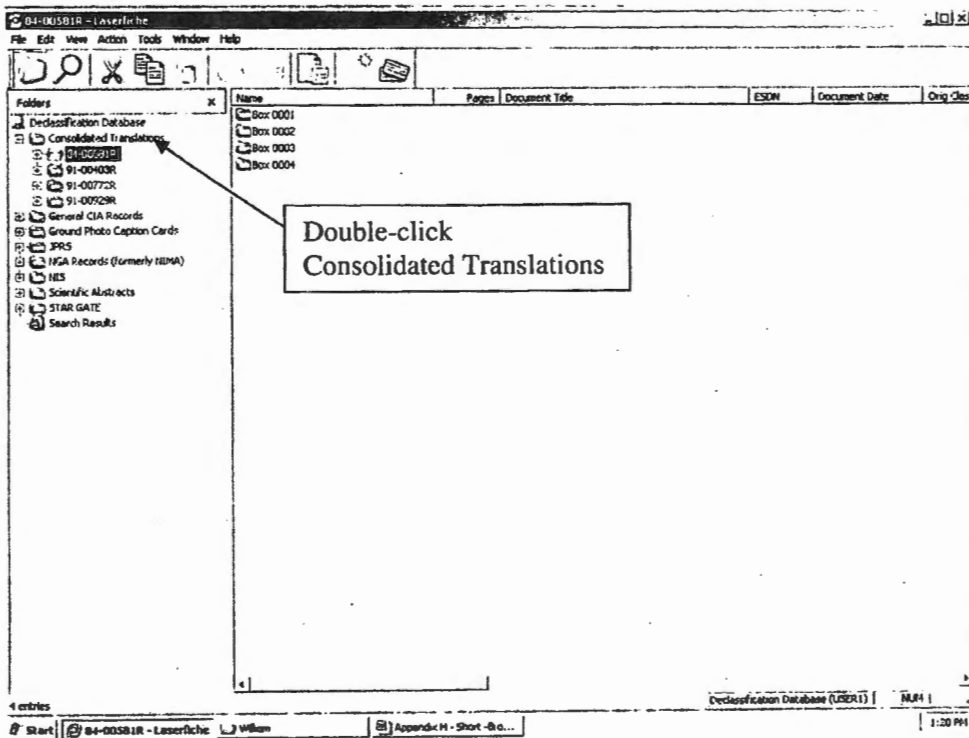
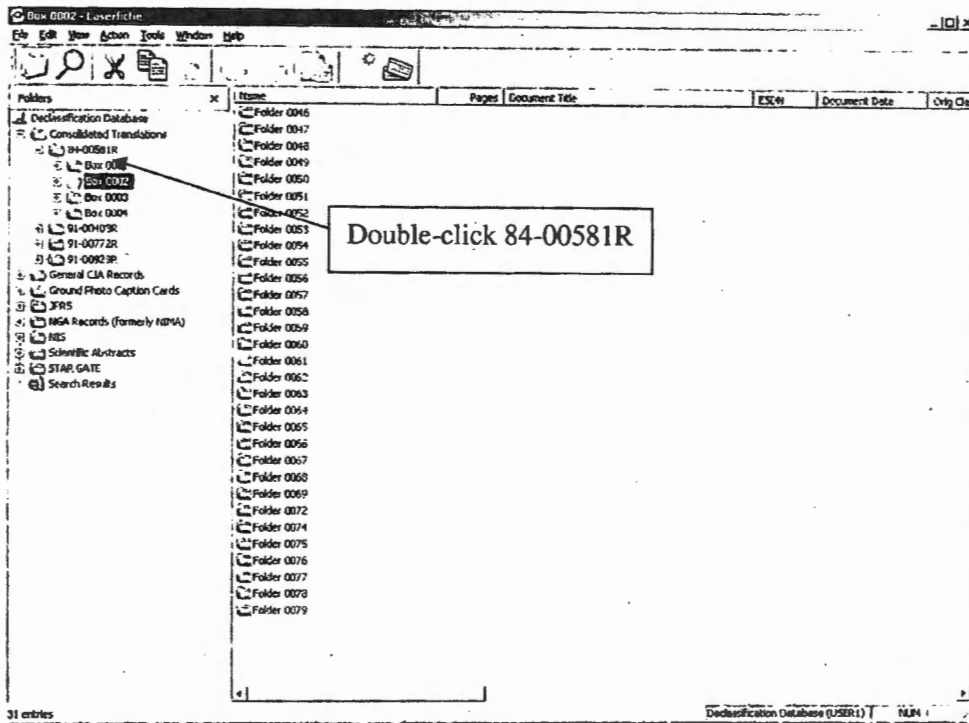
The following screens demonstrate collapsing branches in the hierarchy structure to return to the main window or go further up the hierarchy.



UNCLASSIFIED

August 5, 2008

UNCLASSIFIED

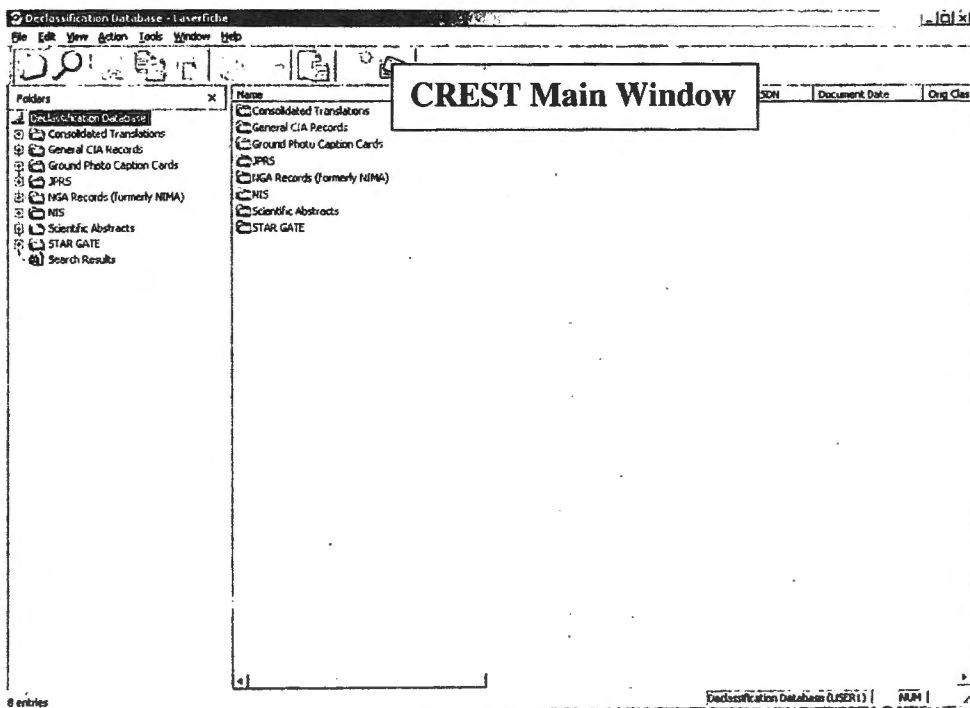
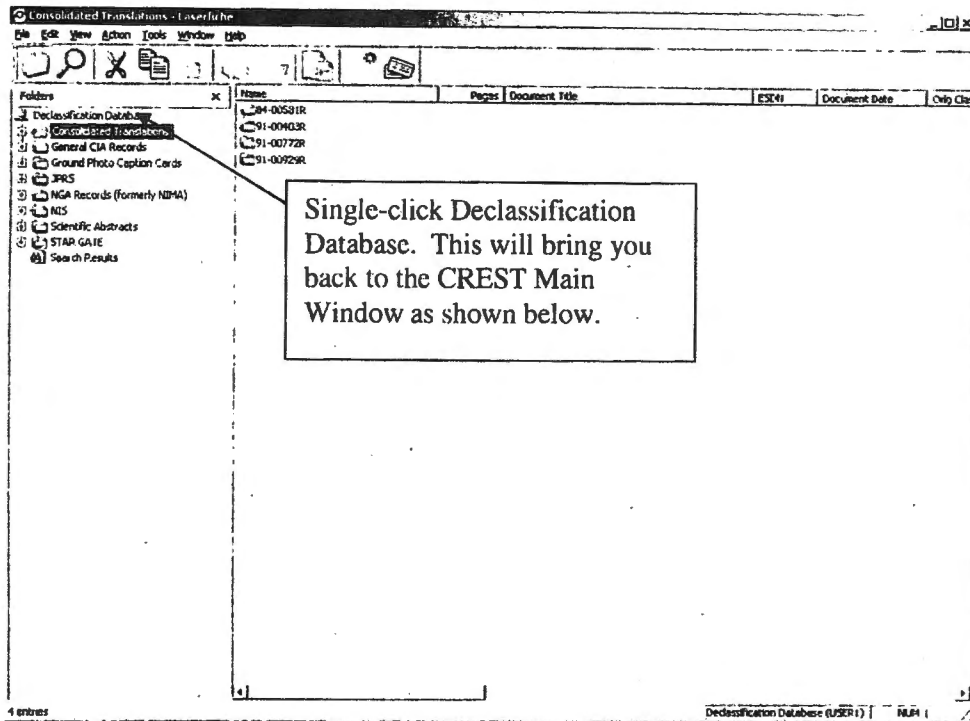


H - 7

UNCLASSIFIED

August 5, 2008

UNCLASSIFIED



UNCLASSIFIED

UNCLASSIFIED

Appendix I
Advanced Field Searches

UNCLASSIFIED

UNCLASSIFIED**Appendix I****Advanced Field Searches**

The advanced field search syntax can be used to look for all documents that are associated with a specific document index field. Appendix B lists CREST document index fields and descriptions. These fields are displayed when Customize Search is used. CREST uses the document template to organize document index fields. The basic syntax for each type of search is:

Field value: {[document]:[Index Field Name]="Value" }

In the above syntax, the term *Index Field Name* represents the name of the index field that you would like to search or not search for. The term *Value* represents the index field description that will be searched or not searched for. You should note that the entire syntax has been enclosed with braces {}. This is required. Also, *document* and *index field name* must be enclosed in brackets []. Finally, you must enclose the value that will be searched or not searched for in quotation marks. The advanced search syntax is not case sensitive.

Advanced Search Syntax Operators

All of the different types of advanced search syntaxes, except for full-text searches, use the following advanced search syntax operators to format the advanced search syntax.

Operator	Description	Sample
{ }	Braces are used by all search syntaxes except for full-text search. Braces should enclose each search criteria, except for full-text searches.	{[document]:[collection]="ge*" }
=	The equal symbol indicates that valid search results must match the specified value. This symbol is not used for full-text searches.	{[document]:[collection]="ge*" }
>	The greater than symbol indicates that valid search results must be greater than the specified value.	{[document]:[document date]>"5/27/1980" }
>=	The greater than or equal to symbol indicates that valid search results must be greater than or equal to the specified value.	{[document]:[document date]>="5/27/1980" }
<	The less than symbol indicates that valid search results must be less than the specified value.	{[document]:[document date]<"5/27/1980" }
<=	The less than or equal to symbol indicates that valid search results must be less than or equal to the specified value.	{[document]:[document date]<="5/27/1980" }
<>	The not equal to symbol indicates that valid search results must not be equal to the specified value.	{[document]:[document date]<>"5/27/1980" }

UNCLASSIFIED

UNCLASSIFIED

Wild cards can be used with the document index field search syntax.

Sample Searches

For example, if you would like to find all documents that have been assigned the General CIA Records index field, then you would specify:

```
{[document]:[collection]="General CIA Records"}.
```

If you would like to find all documents except those that have been assigned the General CIA Records index field, then you would specify:

```
{[document]:[collection]<>"General CIA Records"}.
```

If you would like to find all documents dated after May 27, 2004, then you would specify:

```
{[document]:[document date]>"5/27/2004" }
```

Parentheses

Parentheses () is used to group search criteria together. Grouping search criteria allows you to determine the logic that will be used when CREST interprets the relationships between search criteria.

Parentheses are used to determine the order in which search criteria will be processed. CREST processes the innermost parentheses first and works outward. Parentheses can be nested as deeply as desired. If there are no parentheses, CREST operates from left to right.

As with any other advanced search syntax, you can use operators to combine multiple types of searches. The following sample syntax will find all documents that contain the word "India" and have been assigned the General CIA Records collection:

```
(India & {[document]:[collection]="General CIA Records"})
```

The following sample syntax will find all documents that contain the word "India" and were originally classified as Top Secret and have a document date before January 1, 1950:

```
India & ({[document]:[orig class]="t" & {[document]:[document date]<"01/01/1950"})
```

In addition to the standard set of operators, you may also use a comma to search for documents that satisfy multiple field criteria using the following format:

```
{[document]:[FieldName1]="Value1", [FieldName2]="Value2" }
```

For example:

UNCLASSIFIED

UNCLASSIFIED

{[document]:[orig class]="t",[document date]<"01/01/1950"}

Date

When using the advanced search syntax for dates, you should use the following notation:

{[document]:[document date]="mm/dd/yyyy"}

Advanced Field Search Syntax Samples

To use the Advanced Field Search type the syntax using the format shown above and click Search .

The following screens show examples of Advance Field Searches:

The screenshot shows a search interface with a search results table and a search syntax input field. A callout box explains the search syntax used to find documents containing the word 'India' originally classified Top Secret and dated prior to January 1, 1950.

To find all documents containing the word India originally classified Top Secret and dated prior to January 1, 1950 enter:

India & ({[document]:[orig class] = "t"} & {[document]:[document date] < "01/01/1950"})

Name	Count	Document Title	Document Date	Orig Class	Document Type	Pages	Cop...
CIA-RDP78-01617A0...	10	IMPLICATIONS FOR...	7/25/1949	T	IM	25	N
CIA-RDP78-01617A0...	4	"CIA COMMENTS O...	1/7/1949	T	IM	1	N
CIA-RDP56500492A0...	2	SOVIET UNION MILL...	7/5/1943	T	REPORT	17	N
CIA-RDP78-01617A0...	1	Soviet Deficiency in ...	3/18/1949	T	IM	4	N
CIA-RDP78-01617A0...	3	Probable Enemies, ...	4/5/1949	T	IM	8	N
CIA-RDP61500750A0...	1	(UNTITLED)	1/1/1900	T	CABLE	1	N
CIA-RDP69800551R0...	1	(UNTITLED)	1/1/1900	T	CABLE	1	N
CIA-RDP66800597R0...	1	<Classified>	1/1/1900	T	MISC	12	N
CIA-RDP61500750A0...	2	(UNTITLED)	1/1/1900	T	CABLE	6	N
CIA-RDP81-00728R0...	1	CORRECTION TO C...	6/26/1946	T	MEMO	42	N
CIA-RDP79T01146A0...	4	CENTRAL INTELLIG...	1/1/1900	T	REPORT	17	N
CIA-RDP78-01617A0...	1	(UNTITLED)	2/28/1947	T	SUMMARY	81	N
CIA-RDP79T00937A0...	1	PROGRAM OF ESTI...	1/1/1900	T	MEMO	8	N
CIA-RDP69800551R0...	1	(UNTITLED)	1/1/1900	T	CABLE	1	N
CIA-RDP69800041R0...	1	8X5844 TARGET CO...	1/1/1900	T	LIST	8	N
CIA-RDP69800551R0...	1	(UNTITLED)	1/1/1900	T	CABLE	1	N
CIA-RDP76502149R0...	1	THE PROS AND CO...	1/1/1900	T	REPORT	8	N
CIA-RDP69800551R0...	2	(UNTITLED)	1/1/1900	T	CABLE	1	N

Found: 68 document(s), 185 hit(s)

UNCLASSIFIED

UNCLASSIFIED

Search Results - Lasterfile

File Edit View Action Tools Window Help

Search

Customize Search

Text

Basic Text Search | Advanced Text Search

Enter the phrase to search for:

India & ([[document]:[collection] <> "General CIA Records",[collection] <> "star*")

Fuzzy search

Search | Reset

Name	Count	Document Title	Document Date	Orig Class	Document Type	Pages	Copy...
CIA-6078-05877A0...	1	6136 - 6145	10/1/74	5	CAPCARD	97	11
CIA-6078-05877A0...	1	25609 - 25613	10/1/74	5	CAPCARD	94	11
CIA-6078-05877A0...	1	9476 - 9576	10/1/74	5	CAPCARD	93	11
CIA-6078-05877A0...	2		10/1/74	5	CAPCARD	94	11
CIA-6078-05877A0...	7	14074 - 14095	10/1/74	5	CAPCARD	90	11
CIA-6078-05877A0...	1	SCIENTIFIC ABSTR...		5	SCIENTIFIC	100	11
CIA-6078-05877A0...	1	SCIENTIFIC ABSTR...		5	SCIENTIFIC	100	11
CIA-6078-05877A0...	9	SCIENTIFIC ABSTR...	12/1/1967	5	SCIENTIFIC	100	11
CIA-6078-05877A0...	1	SCIENTIFIC ABSTR...	12/1/1967	5	SCIENTIFIC	100	11
CIA-6078-05877A0...	1	SCIENTIFIC ABSTR...	12/1/1967	5	SCIENTIFIC	100	11
CIA-6078-05877A0...	1	SCIENTIFIC ABSTR...	12/1/1967	5	SCIENTIFIC	100	11
CIA-6078-05877A0...	1	SCIENTIFIC ABSTR...	12/1/1967	5	SCIENTIFIC	100	11
CIA-6078-05877A0...	1	SCIENTIFIC ABSTR...	12/1/1967	5	SCIENTIFIC	100	11
CIA-6078-05877A0...	1	SCIENTIFIC ABSTR...	12/1/1967	5	SCIENTIFIC	100	11
CIA-6078-05877A0...	1	SCIENTIFIC ABSTR...	12/1/1967	5	SCIENTIFIC	100	11

To find all documents containing the word India located in all collections except the General CIA Records and STARGATE collections enter:

India & ([[document]:[collection] <> "General CIA Records",[collection] <> "star*")

Declassification Database (USFR) | FULL SCREEN

Found: 1328 document(s), 2736 file(s)

Search Results - Lasterfile

File Edit View Action Tools Window Help

Search

Customize Search

Text

Basic Text Search | Advanced Text Search

Enter the phrase to search for:

India & ([[document]:[collection] = "General CIA Records" | [[document]:[collection] = "star*")

Fuzzy search

Search | Reset

Box Number	Folder Number	Document Number	Media ID	Collection	Year Path
1	14	23	ODC-00000629	General CIA Records	2004
1	24	84	ODC-00000629	General CIA Records	2004
2	2	83	ODC-00000629	General CIA Records	2004
2	17	112	ODC-00000629	General CIA Records	2004
2	23	42	ODC-00000629	General CIA Records	2004
2	23	95	ODC-00000629	General CIA Records	2004
2	23	102	ODC-00000629	General CIA Records	2004
2	23	105	ODC-00000629	General CIA Records	2004
3	14	63	ODC-00000629	General CIA Records	2004
5	28	12	ODC-00000629	General CIA Records	2004
5	28	17	ODC-00000629	General CIA Records	2004

To find all documents containing the word India that are only in the General CIA Records collection or the STARGATE collection enter:

India & ([[document]:[collection] = "General CIA Records" | [[document]:[collection] = "star*")

Declassification Database (USFR) | FULL SCREEN

Found: 9788 document(s), 42969 file(s)

UNCLASSIFIED

August 5, 2008

UNCLASSIFIED

Search Results - Laserfiche

File Edit View Action Tools Window Help

Search

Customize Search

Text

Basic Text Search | Advanced Text Search

Enter the phrase to search for:

Records*)) & ((([document]:[document type] = "ir") | [document]:[document type] = "cable") | [document]:[document type] = "NI*"))

Fuzzy search

Search Reset

Found: 322 document(s), 1424 hit(s)

File Name	Count	Document Title	Document Date	Orig Class	Document Type	Pages	Cop...
CIA-RDP79-01055A0...	7	NATIONAL INTELLI...	6/1/1951	C	IRS	42	N
CIA-RDP79-01055A0...	4	HANGAR IN THE...	1/2/1955	S	IP	94	N

To find all irs (Intelligence Reports), cables, NIEs and NISs (NI*) containing the word India located in the General CIA Records enter:

India & ((([document]:[collection]="General CIA Records")) & ((([document]:[document type] = "ir" | [document]:[document type] = "cable") | [document]:[document type] = "NI*"))

#1 pg.12 Afghanistan NIS 25 India NIS 36 Pakistan NIS 37 Ceylon NIS 38 Burma NIS 39
 #2 pg.12 Iran Afghanistan India, including Jammu and Kashmir, Nepal, Bhutan, and P
 rich territories in India, Andaman, Nicobar and Nicobar Islands, Lak and W
 #3 pg.12
 #4 pg.12 5: Part I-Northern India, including Jammu and Kashmir, Nepal, and Bhutan, th

Declassification Database (USER1) | NUM SCRL

Search Results - Laserfiche

File Edit View Action Tools Window Help

Search

Customize Search

Text

Basic Text Search | Advanced Text Search

Enter the phrase to search for:

((([document]:[year released] = "2006") | [document]:[year released] = "2005") | [document]:[year released] = "2004"))

Fuzzy search

Search Reset

Found: 164027 document(s), 0 hit(s)

Folder Number	Document Number	Media ID	Collection	Year Released	ESDN
90	15	ODC-00006164	Consolidated Translations	2005	CIA-RDP-

To find all documents released in 2006, 2005, and 2004 enter :

((([document]:[year released] = "2006") | [document]:[year released] = "2005") | [document]:[year released] = "2004"))

Declassification Database (USER1) | NUM SCRL

UNCLASSIFIED

UNCLASSIFIED

Appendix J

CREST On-line Help

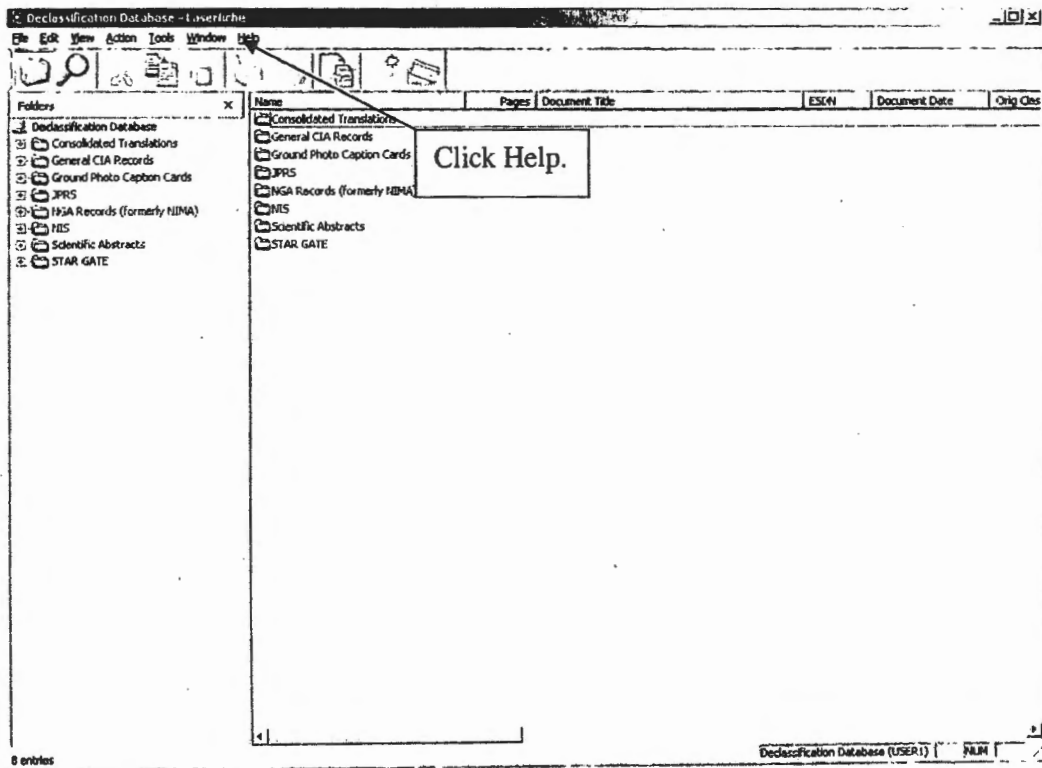
UNCLASSIFIED

UNCLASSIFIED


Appendix J

CREST On-line Help

The following screens give instructions for using the CREST on-line help.



The following drop down menu appears:



Click on **Contents**, **Index**, or **Search for Help On...** to search for help on topics, as described below.

Contents produces a Help screen that displays help topics organized as chapters in a book.

Index produces a Help screen that displays help topics organized alphabetically.

Search for Help On... produces a Help screen that allows you search for help using a search term.

UNCLASSIFIED

UNCLASSIFIED

Contents

The screenshot shows the 'Laserfiche Help' window with the 'Contents' pane on the left. The 'Contents' pane lists various topics, with 'Finding and Retrieving Documents' highlighted. A text box on the right explains that the help screen displays topics as chapters and that researchers should primarily be interested in the 'Finding and Retrieving Documents' chapter. It instructs users to double-click on this chapter to open it. Below this, a tree view shows the subtopics under 'Finding and Retrieving Documents', including 'Overview on Finding and Retrieving Documents', 'Searching for Information', 'Types of Searches', 'Wildcards', 'Saved Searches', 'Advanced Searches', and 'Search Results'. A second text box at the bottom of the screenshot instructs users to double-click on a topic to get information on that topic or to open subtopics.

Index

The screenshot shows the 'Laserfiche Help' window with the 'Index' pane on the left. The 'Index' pane lists topics in alphabetical order, with 'Advanced Searches' highlighted. A text box on the right explains that the Index screen shows topics in alphabetical order and that double-clicking on a topic will display information on that topic or open a box with more subtopics. It provides an example where double-clicking on 'Advanced Searches' opens up a 'Topics Found' dialog box. This dialog box contains a table with two columns: 'Title' and 'Location'. The table lists 'Advanced Searches' and 'Performing Advanced Searches' under the 'Title' column, and 'Laserfiche Help' under the 'Location' column. Below the table are 'Display' and 'Cancel' buttons. A second text box at the bottom of the screenshot instructs users to double-click on a subtopic to get information on the subtopic.

UNCLASSIFIED

UNCLASSIFIED

Search for Help On...

Laserfiche Help Center

The Search for Help On... screen allows you to get help by typing the topic you want help on. You type the topic in the *Type in the word(s) to search for:* box. This example uses "wildcards" as the search term.

After typing the search term click **List Topics** to get:

Select topic:		Found: 6
Title	Location	Rank
Wildcards	Laserfiche ...	1
Searching for Your ...	Laserfiche ...	2
Sticky Note Content...	Laserfiche ...	3
Performing Advance...	Laserfiche ...	4
Template/Field Sear...	Laserfiche ...	5
Creation/Modificatio...	Laserfiche ...	6

Double click the appropriate topic.

Search previous results
 Match similar words
 Search titles only

UNCLASSIFIED